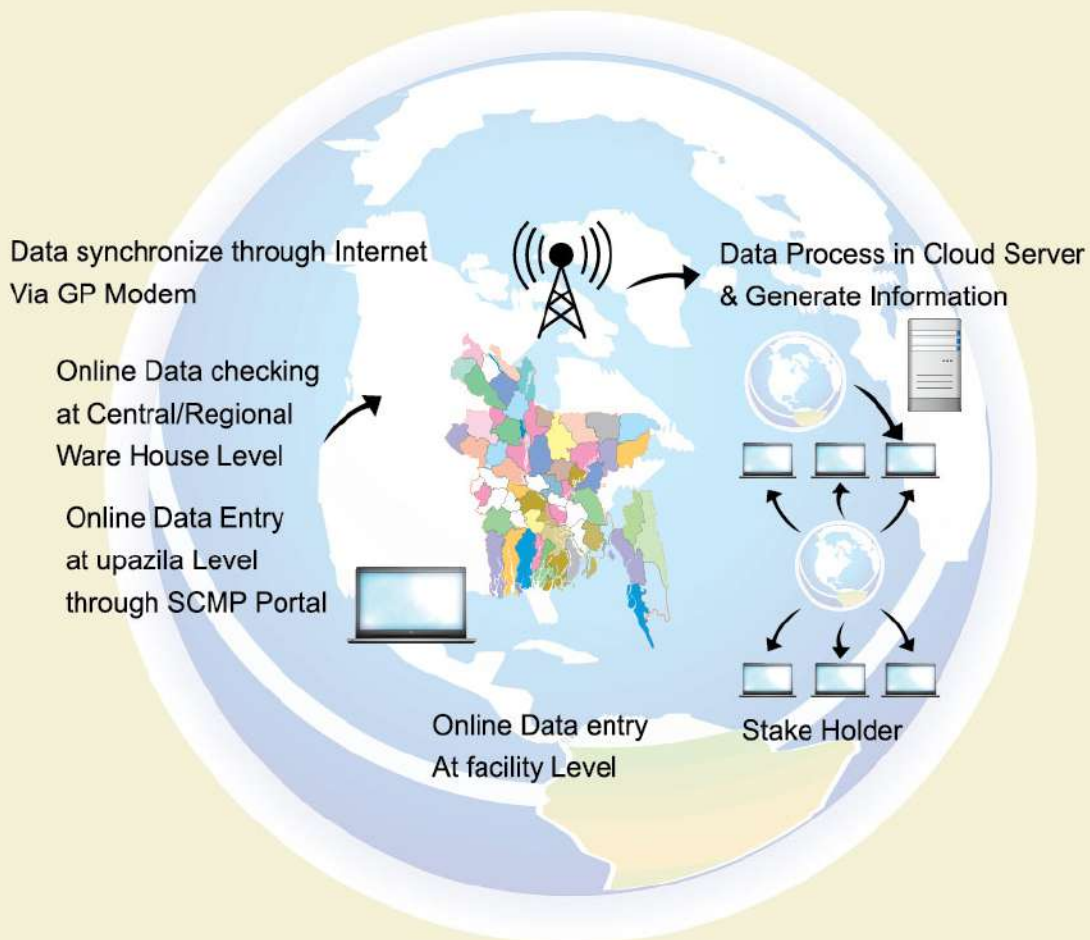




# FAMILY PLANNING MONTHLY LOGISTICS REPORT November 2021

## Logistics Management Information System (LMIS) Data Flow System



**Management Information System (MIS)  
Directorate General of Family Planning (DGFP)**

**Government of the People's Republic of Bangladesh**  
**Medical Education and Family Welfare Division**  
**Directorate General of Family Planning**  
**Management Information System (MIS)**  
**6, Kawran Bazar, Dhaka- 1215**  
**www.dgfp.gov.bd**

Memo No. 59.11.00000.402.16.002.19.01

Date: 02 January, 2022.

**Sub: Family Planning Monthly Logistics Report for the Month of November, 2021.**

Family Planning Monthly Logistics Report for the Month of November, 2021 is sent herewith for your kind information & necessary action. This report is prepared on the basis of Form-7 submitted by Warehouses and Form-7B submitted by Upazila Family Planning Offices by using WIMS & UIMS operational tools. It provides useful information on monthly distribution and stock balance of all the major contraceptives of Warehouse/Upazila Stores. For more information you are requested to visit at [www.scmpbd.org](http://www.scmpbd.org) web site.

Comments and suggestions for improvement of this report will be highly appreciated.



(Khan Md. Rezaul Karim)  
Additional Secretary (MEFW Division)  
and  
Director & Line Director (MIS)  
Phone: 55012352  
Mail: dirmis@dgfp.gov.bd

Memo No. 59.11.00000.402.16.002.19.01/1(204)

Date: 02 January, 2022.

**Copy of the report forwarded to (Not according to seniority):**

1. Secretary, Medical Education & Family Welfare Division, Ministry of Health & Family Welfare, Bangladesh Secretariat, Dhaka.
2. Additional Secretary (Admin), Medical Education & Family Welfare Division, Ministry of Health & Family Welfare, Bangladesh Secretariat, Dhaka.
3. Director (Administration), Directorate General of Family Planning, 6 Kawran Bazar, Dhaka 1215.
4. Director & Line Director (MIS), Directorate General of Family Planning, 6 Kawran Bazar, Dhaka.
5. Joint Secretary (Development), Medical Education & Family Welfare Division, Ministry of Health & Family Welfare, Bangladesh Secretariat, Dhaka.
6. Director Finance & Line Director (Family Planning Field Service Delivery), Directorate General of Family Planning, 6 Kawran Bazar, Dhaka 1215.
7. Director (Logistics & Supply) and Line Director (Procurement, Storage & Supply Management), Directorate General of Family Planning, 6 Kawran Bazar, Dhaka 1215.
8. Director (IEM) & Line Director (Information, Education and Communication), Directorate General of Family Planning, 6 Kawran Bazar, Dhaka 1215.
9. Director (Planning) & Line Director (Planning Monitoring and Evaluation), Directorate General of Family Planning, 6 Kawran Bazar, Dhaka 1215.



10. Director (MCH-Services) & Line Director (MCRAH), Directorate General of Family Planning, 6 Kawran Bazar, Dhaka 1215.
11. Line Director (CCSDP), Directorate General of Family Planning, 6 Kawran Bazar, Dhaka 1215.
12. Director (Audit), Directorate General of Family Planning, 6 Kawran Bazar, Dhaka 1215.
13. Divisional Director, Family Planning, Dhaka / Chittagong / Rajshahi / Khulna / Sylhet / Barisal/ Rangpur/ Mymensingh Division.
14. Joint Chief (Planning), Health Service Division, Ministry of Health & Family Welfare, Bangladesh Secretariat, Dhaka
15. Joint Chief (Population & Planning wing), Planning commission, Sher-e-Bangla Nagar, Dhaka.
16. Joint Chief (Planning), Program Management and Monitoring Unit (PMMU), Azimpur, Dhaka-1205.
17. Director, Maternal & Child Health Training Institute (MCHTI), Azimpur, Dhaka.
18. Director, Mohammadpur Fertility Services & Training Centre (MFSTC), Mohammadpur, Dhaka.
19. Director, Maternal & Child Health Training Institute (MCHTI), Lalkuthi, Mirpur, Dhaka.
20. P.S. to the Honorable Minister, Ministry of Health and Family Welfare, Bangladesh Secretariat, Dhaka, for kind information of the Honorable Minister.
21. Deputy Chief (Planning), Medical Education & Family Welfare Division, Ministry of Health & Family Welfare, Bangladesh Secretariat, Dhaka.
22. Additional Director (Drugs and Stores), Directorate General of Family Planning, Central Warehouse, Mohakhali, Dhaka.
23. Deputy Director, Family Planning, ----- District (You are requested to take appropriate measures to ensure timely online submission of Form 7B report from upazilas).
24. Regional/District Consultant, FPCS-QIT, District Family Planning Office, ----- District.
25. Central/Regional Supply Officer, Family Planning, ----- CWH/RWHs.
26. Assistant Maintenance Engineer, MIS Unit, DGFP (Requested to upload this report to DGFP website).
27. Country Project Director, SIAPS/MSH, House: 3, Road: No. 23B, Gulshan-1, Dhaka-1212.
28. Country Director, the World Bank, E-32, Agargaon, Sher-e-Bangla Nagar, Dhaka-1207.
29. Team Leader, Population & Health Team, USAID, Madani Avenue, Baridhara, Dhaka.
30. Country Representative, UNFPA, IDB Bhaban, Agargaon, Sher-E-Bangla Nagar, Dhaka.
31. Managing Director, SMC, SMC Tower, 33 Banani C/A, Dhaka-1213.
32. Documentation Center, IEM Unit, Directorate General of Family Planning, 6 Kawran Bazar, Dhaka.
33. Responsible person of Dispatch Section, MIS Unit, DGFP (Requested to distribute the published 'Family Planning Monthly Logistics Report' to concerned Person/Office/Organization).
34. PA to Director General, Directorate General of Family Planning, 6 Kawran Bazar, Dhaka 1215.
35. Concerned Organization/Person.











(Shafiul Haque)  
Deputy Director (MIS)

## **Table Of Contents**

	<b>Page</b>
1. DGFP Stock Status Report	1-2
2. National Receipts Quantity by Product by Month	3
3. National Level Contraceptive Summary Report	4
4. Stock Status Report at Different Levels	5
5. Contraceptive Stock Status by Product at Upazila Store and Field	6-10
6. Contraceptive Stock Status by Product at Regional Warehouses/Upazila	11-31
7. Month-wise Consumption Trend	32-34
8. Report on Upazila and Warehouse Having Stock Out in last month	35



# 1. DGFP Stock Status Report

 <b>DGFP STOCK STATUS REPORT</b> <b>for Contraceptives - 30th November 2021</b> 																																																
Year →	2021												2022												2023												2024											
Month →	12	1	2	3	4	5	6	7	8	9	10	11	12	1	2	3	4	5	6	7	8	9	10	11	12	1	2	3	4	5	6	7	8	9	10	11												
Min.-Max. →	Min						Max																																									
Product ↓	CS - 101.22m : 12.9 MOS																																															
<b>Condom</b>	12.9 MOS												47.68m = 6.1 MOS																																			
*AMC = 7.86m													FY 2021-22: 47.68m (GoB Rev.)																																			
	CS - 115.77m : 19.3 MOS																																															
<b>Pill (Total)</b>	19.3 MOS												43.16m = 7.1 MOS																																			
*AMC = 6.00m													FY 2021-22: 43.16m (RPA+Rev.)																																			
	CS - 4.92m : 20.7 MOS																																															
<b>POP-APON</b>	20.7 MOS												5.0m = 21.0 MOS (May 2025) →																																			
*AMC = 0.237m													FY 2021-22: 5.0m (RPA+Rev.)																																			
	CS (0.490): 41.8 MOS												41.8 MOS (May 2025) →																																			
<b>IUD</b>	30.2 MOS (May 2024)																																															
*AMC = 11,728																																																
	CS (23.78m): 30.2 MOS																																															
<b>Injectables</b>	19.2 MOS												FY 2021-22: 0.899m = 34 MOS →																																			
*AMC = 0.787m																																																
	CS-(0.51m): 19.2 MOS																																															
<b>Implant</b>	19.2 MOS												FY 2021-22: 0.899m = 34 MOS →																																			
*AMC = 26,625																																																
	<b>Pill (Total): 2nd &amp; 3rd generation Shukhi</b> <i>*AMC is calculated based on past 6-months consumption</i> <i>Data Sources: DGFP/L&amp;S unit, DGFP LMIS web site - <a href="https://scmpbd.org/">https://scmpbd.org/</a></i> <i>Central Warehouse WIMS data and Approved DGFP Procurement Plan</i> <i>National min-max stock level is 6 &amp; 10 MOS</i> <b>AMC = Average Monthly Consumption</b>												<b>Legend:</b>  Current Stock (CS): Less than 3 MOS  Current Stock (CS): MOS 3.0 to Less than 6 MOS  Current Stock (CS): MOS 6 and above  Planned for FY 2020-21  Procurement completed, yet to be received  Donation																																			

**DGFP STOCK STATUS NOTES**  
**(For Contraceptives)**  
**Month: November 2021**

**CONDOM** – Current national stock is 101.22 million pieces, and this stock can be used up to December 2022.

- 2021-22: GoB (Rev.) – 47.68 million pcs. (Revised & approved): 1<sup>st</sup> & 2<sup>nd</sup> TEC held on 26/10/2021 & 28/10/2021. respectively. Contract signed for 47.68 million pcs. (as per approval) on 28/11/2021.

**PILL (Shukhi)** – Current national stock of Oral Contraceptive Pill is 115.77 million cycles which will go up to June 2023.

- 2021-22: GoB (Rev.) – 13.4 million cycles\* (3<sup>rd</sup> Generation) Procurement plan approved and IFT published on 11/08/2021. Tender opened on 13/09/2021 & 1<sup>st</sup> TEC meeting held on 21/09/2021.
- 2021-22: RPA(GoB)– 29.76 million cycles\* (3<sup>rd</sup> Generation): Procurement plan approved and IFT published on 12/08/2021 in 05 (Five) Lots. Tender opened on 14/09/2021 & 1<sup>st</sup> TEC meeting held on 26/09/2021 & sent to ministry for approval on 23/11/2021.

**\*Total 43.16 million cycles (3<sup>rd</sup> Generation) Oral Pill's procurement is in process.**

**POP-APON** -Current national stock of POP-APON Pill is 4.92 million cycles which will go up to August 2023.

- 2021-22: GoB (RPA) – 4 million cycles\* (POP - APON): Tender opened on 15/09/2021 & 1<sup>st</sup> TEC meeting held on 21/09/2021. Contract signed on 22/11/2021
- 2021-22: GoB (Rev.) – 1.0 million cycles\* (POP- APON): Tender opened on 06/09/2021.1<sup>st</sup> TEC meeting held on 09/09/2021.Tender approved & NOA issued on 15/09/2021 and contract signed on 30/09/2021

**\* Total 5.0 million cycles POP- APON' is in pipe line**

**IUD** - Current national stock is 0.490 million pcs and this stock can be used up to May 2025.

**INJECTABLES** – Current stock of 23.78 million vials and that can be used up to May 2024. It is noted that Shelf Life of Injectable is three (03) years. **So, the user should be cautious about the expiry date of Injectables.**

**IMPLANT** – Current stock is 0.51 million sets, and this can be used up to June 2023.

- 2021-22: RPA (GoB) + GoB (Dev.) – 6,68,000 sets\* (Lot 1 & 2 - Two rods): Procurement plan approved and IFT published on 13/08/2021. Tender opened on 16/09/2021. 1<sup>st</sup> TEC meeting held on 21 /11/2021
- 2021-22: GoB (Rev.) – 200,000 sets\* of two rod implants: Procurement plan approved and IFT published on 19/08/2021. Tender opened on 09/09/2021 & 1<sup>st</sup> TEC meeting held on 21/09/2021.

**\*Total 8,68,000 sets Implant procurement is in process.**

You can also download the previous reports from <http://www.scmpbd.org>



## 2. National Receipts Quantity by Product by Month

### Contraceptive Received Report

Month: November, 2021

Item	Supplier	Receiver	Date Receipts	Qty
<i>No National Receive This Month</i>				

### 3. National Level Contraceptive Summary Report



■ MOS: < 3.0     
 ■ MOS: 3.0 - 5.9     
 ■ MOS: 6.0 and above

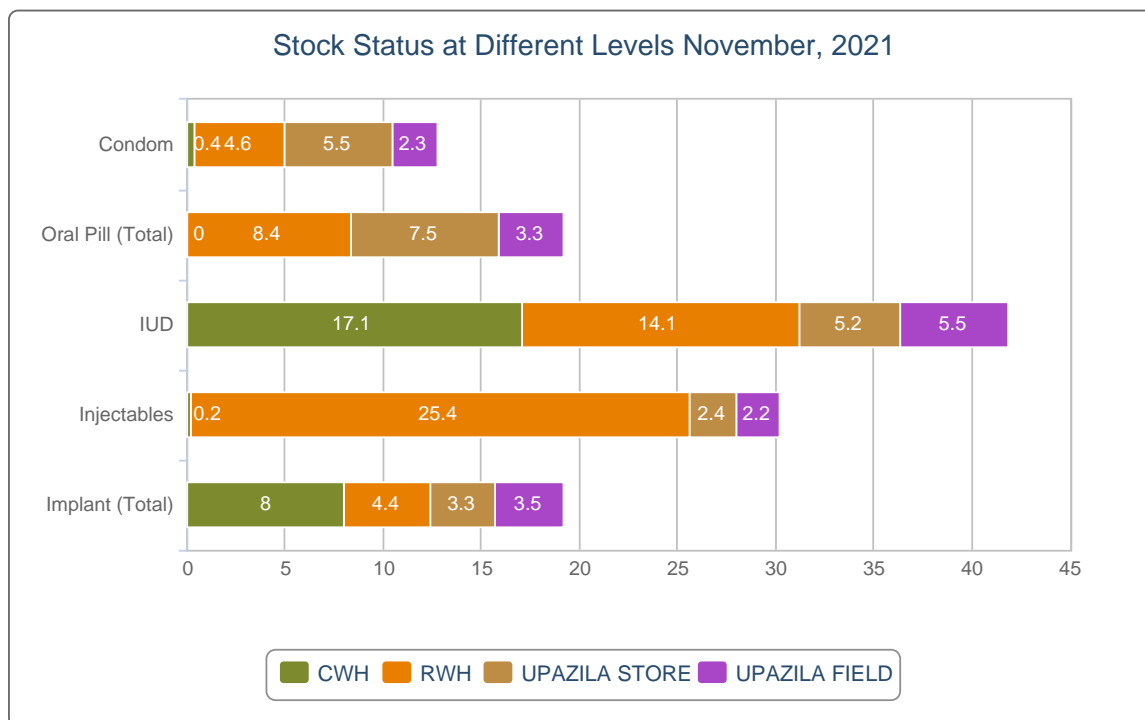
MOS = Month of Stock

#### National Level Stock Status of November, 2021

SL	Name of Products	Reported Consumption	Reported Closing Balance	Average Monthly Consumption	MOS
1	Condom	7,859,305	101,218,607	7,862,556	12.9
2	Oral Pill (Total)	5,967,092	115,773,648	6,006,350	19.3
3	IUD	11,074	490,779	11,728	41.8
4	Injectables	763,313	23,780,990	787,070	30.2
5	Implant (Total)	29,852	510,520	26,625	19.2



#### 4. Stock Status Report at Different Levels

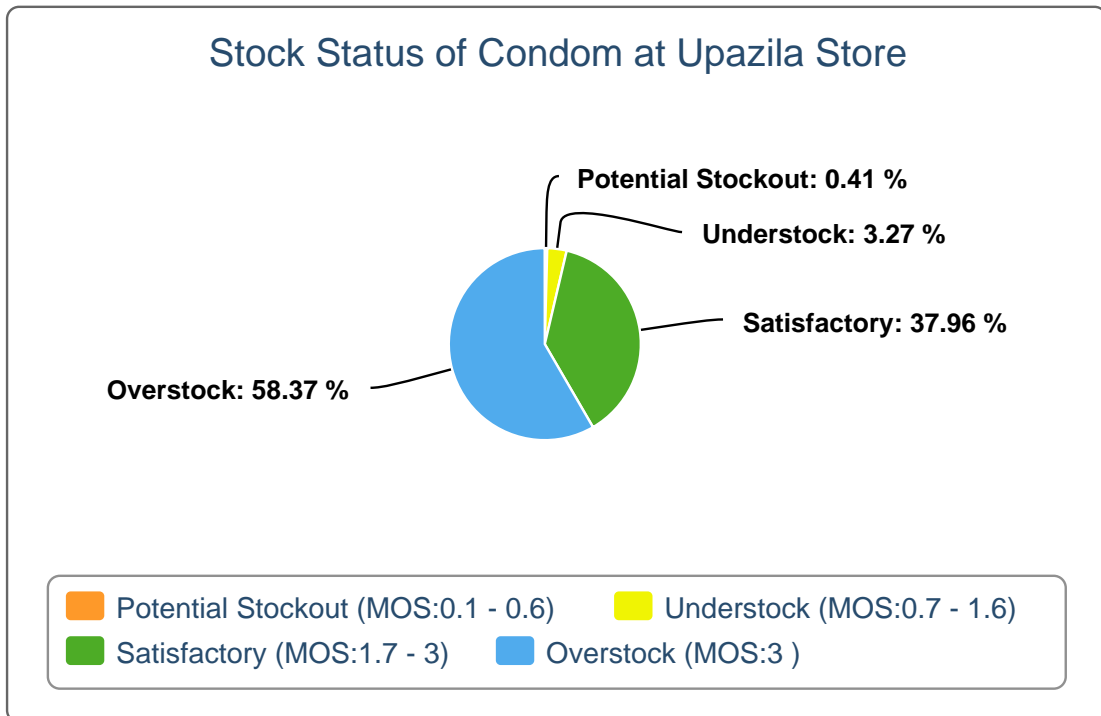


#### Stock Status at Different Levels November, 2021

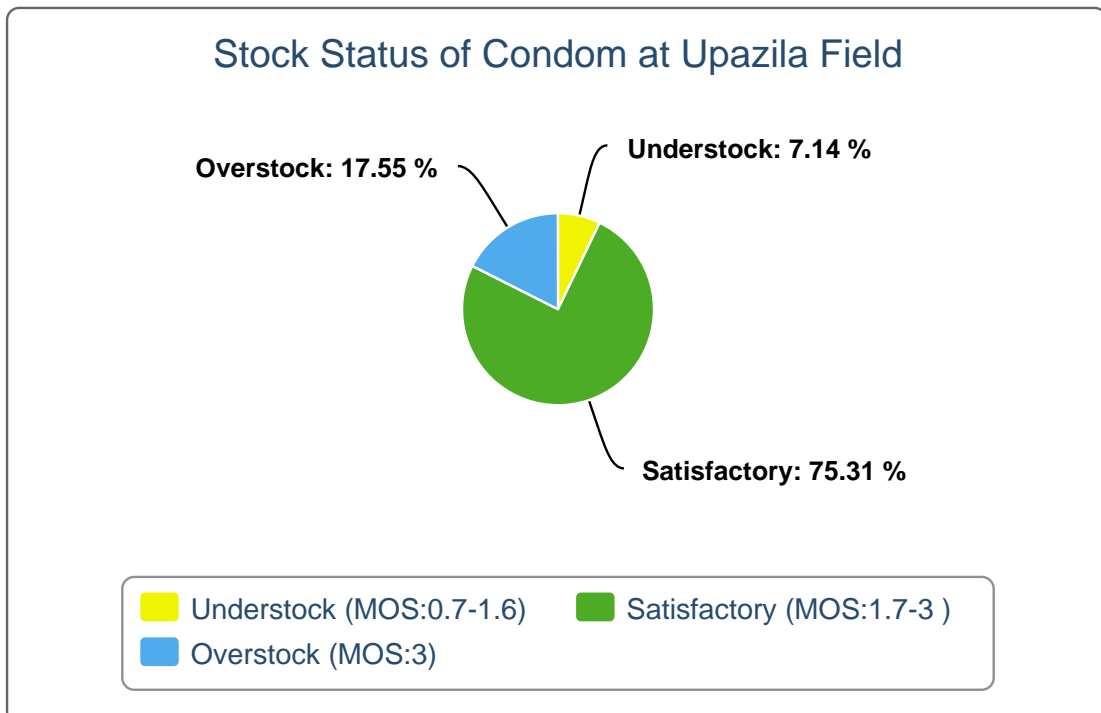
Products	Avg. Consump. of Last 6 Months	CWH Level	MOS	RWH Level	MOS	Upazila Level	MOS	Field Level	MOS	National Level	MOS
Condom	7,862,556	3,080,800	0.4	36,499,800	4.6	43,337,274	5.5	18,300,733	2.3	101,218,607	12.9
Oral Pill (Total)	6,006,350	96,000	0	50,635,543	8.4	45,230,706	7.5	19,811,399	3.3	115,773,648	19.3
IUD	11,728	200,000	17.1	165,081	14.1	61,070	5.2	64,628	5.5	490,779	41.8
Injectables	787,070	150,700	0.2	19,988,100	25.4	1,896,344	2.4	1,745,846	2.2	23,780,990	30.2
Implant (Total)	26,625	212,700	8	118,250	4.4	86,588	3.3	92,982	3.5	510,520	19.2

## 5. Contraceptive Stock Status by Product at Upazila Store and Field

5(a).

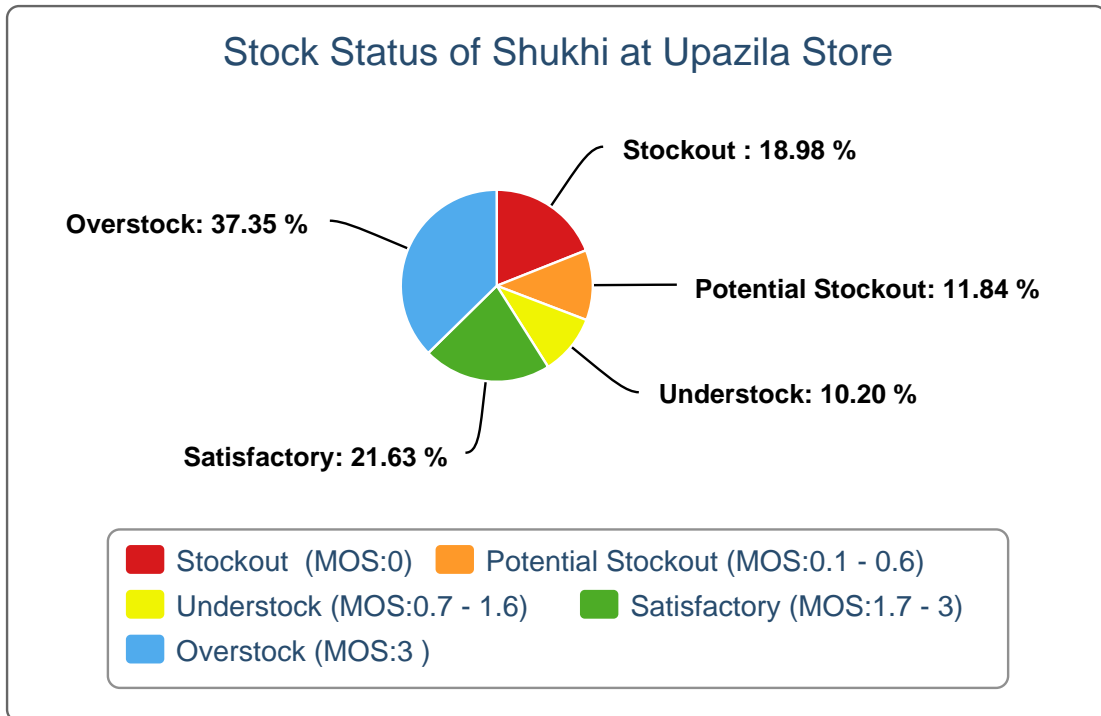


5(b).

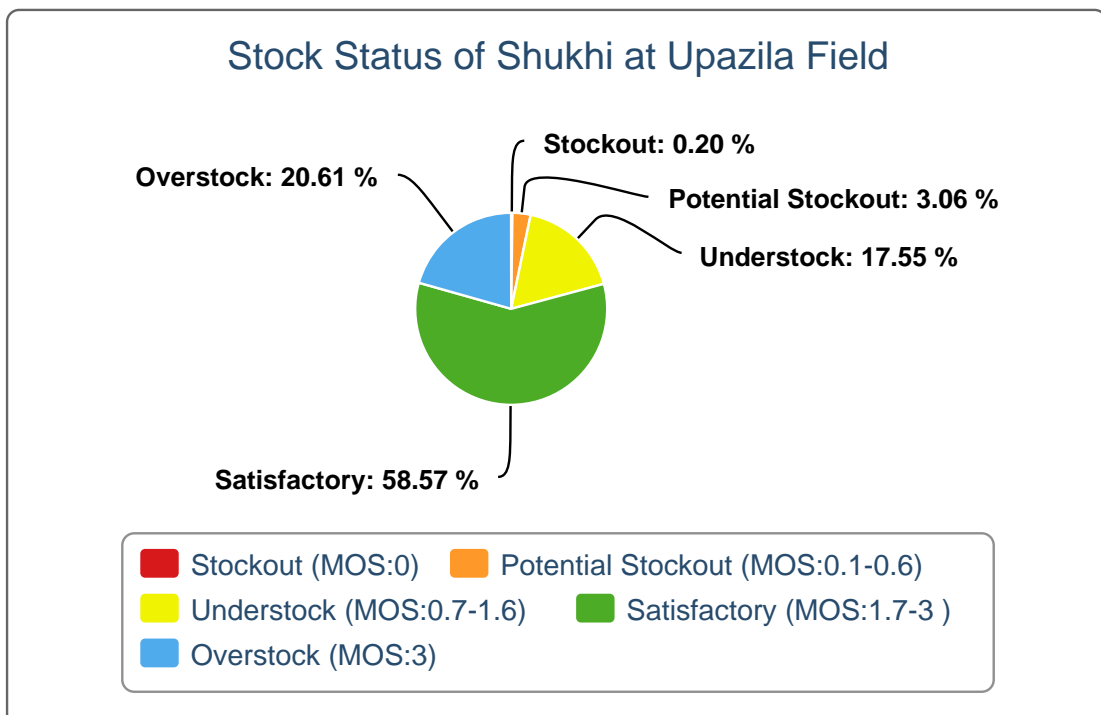




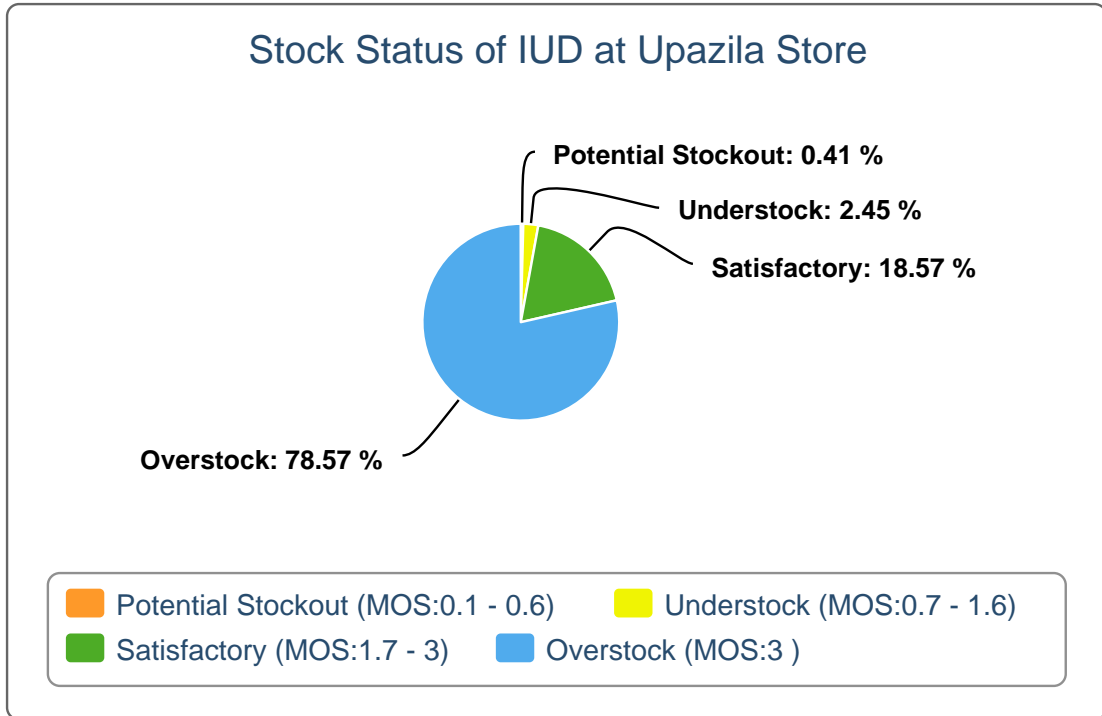
5(c).



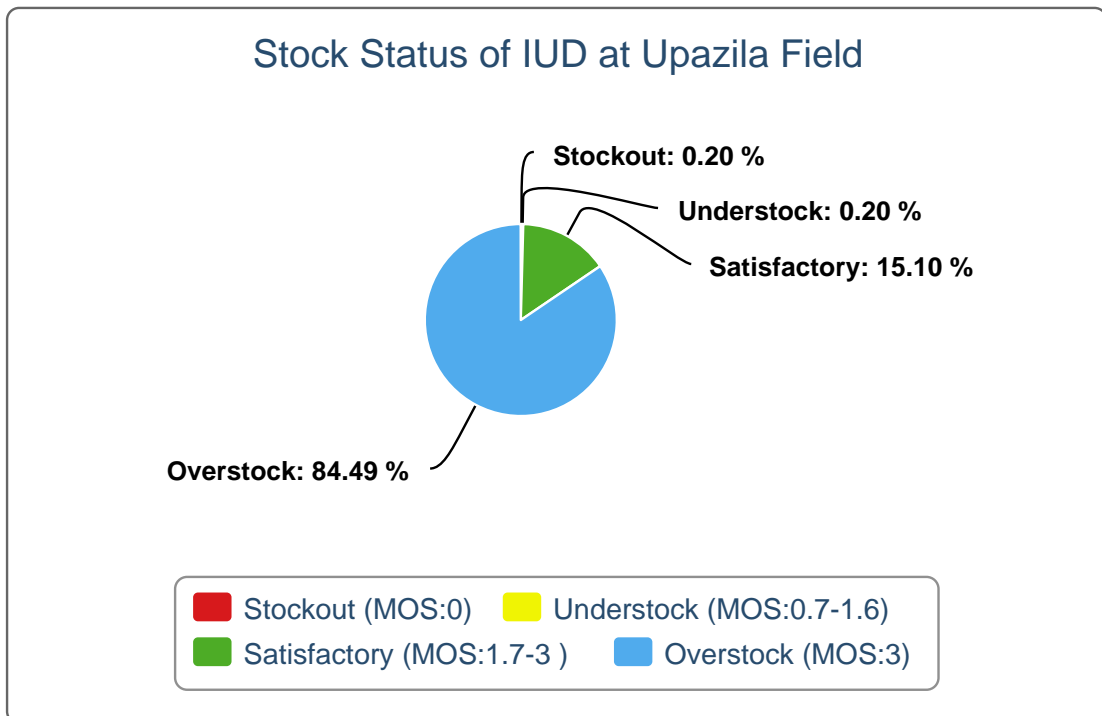
5(d).



5(e).

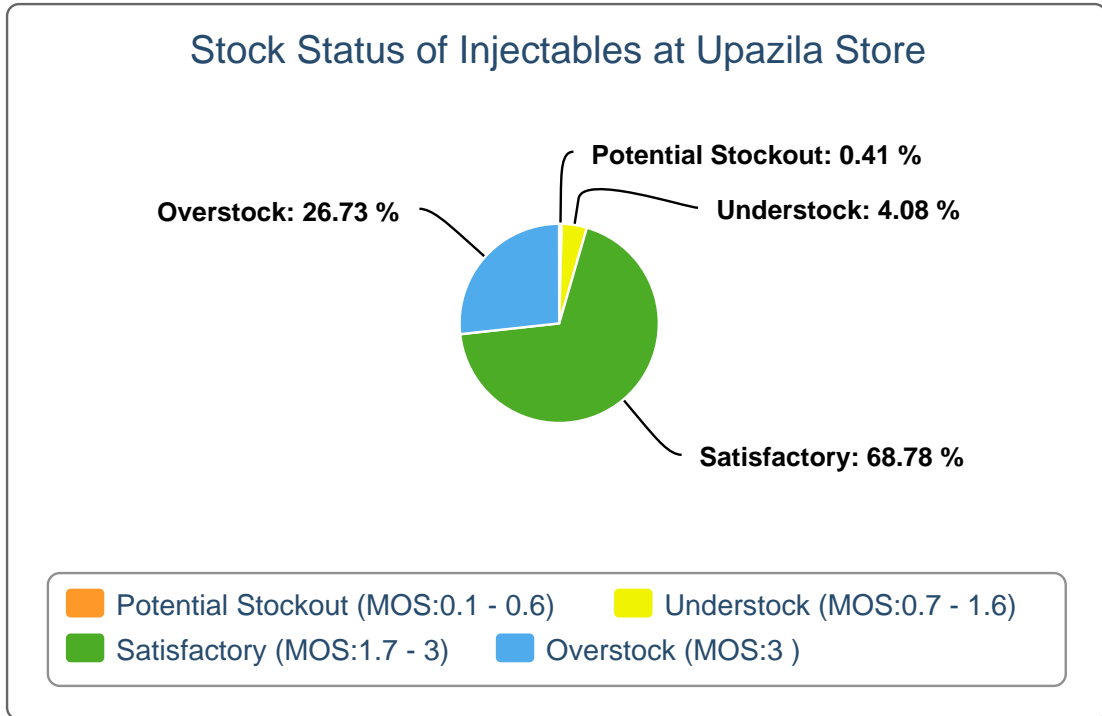


5(f).

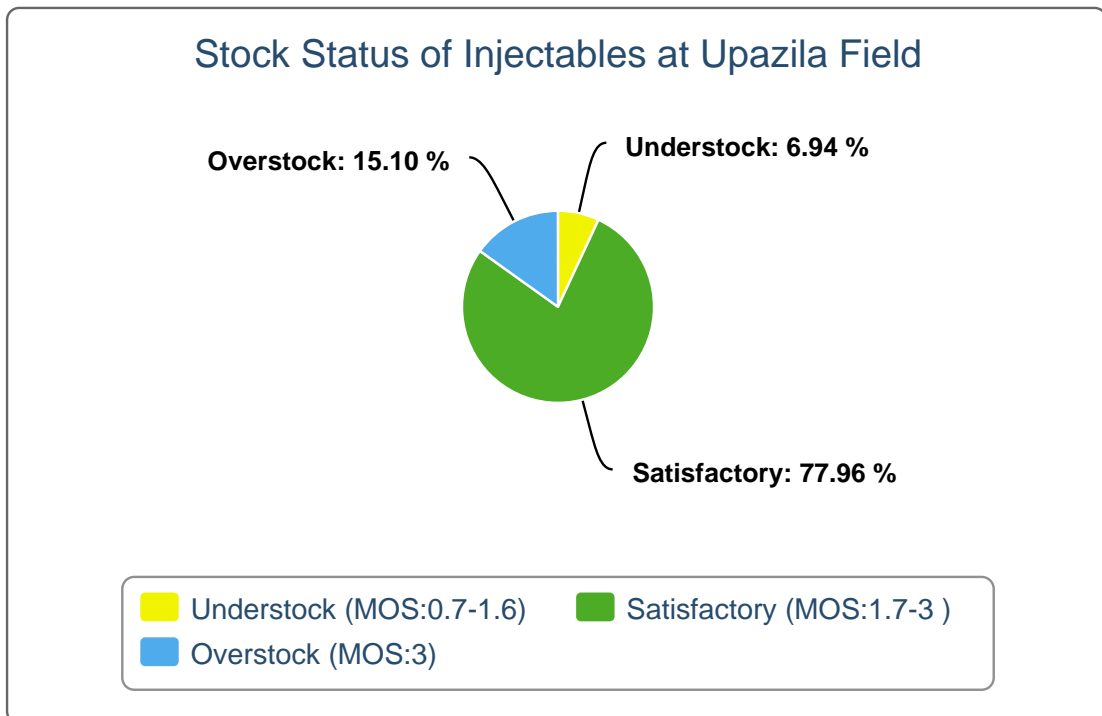




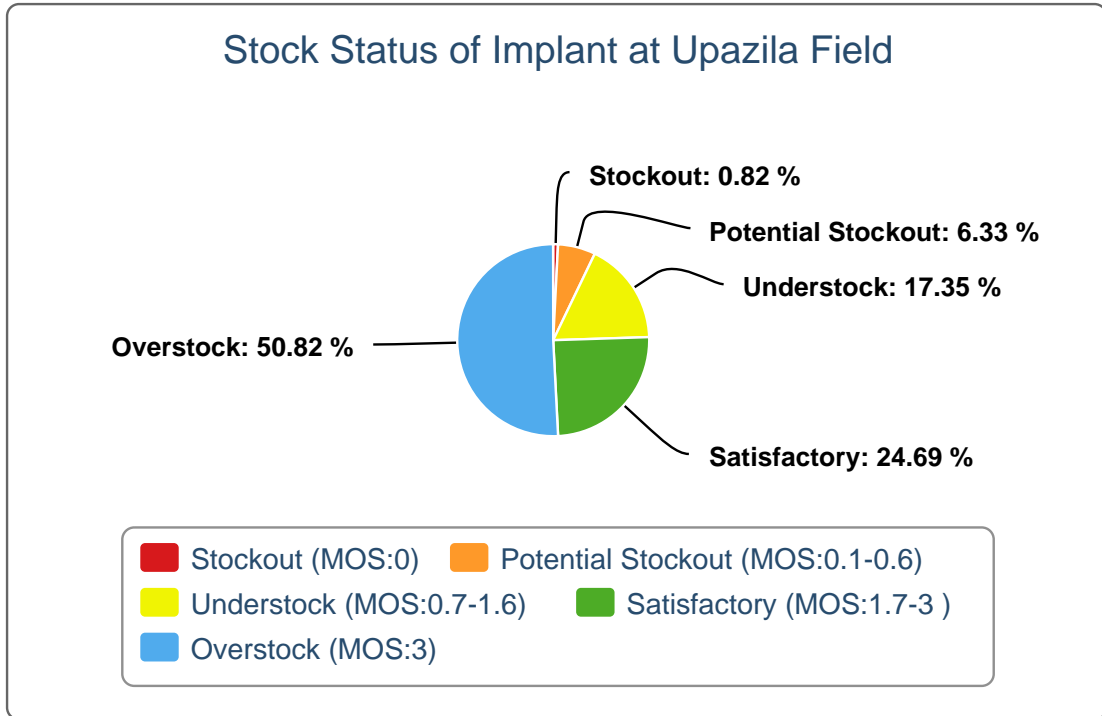
5(g).



5(h).



5(i).



## 6(a). Contraceptive Stock Status by Product at Regional Warehouses

SL	WH Name	Condom			Shukhi			IUD			Injectables			Implant		
		CBL	AMD	MOS	CBL	AMD	MOS	CBL	AMD	MOS	CBL	AMD	MOS	CBL	AMD	MOS
1	Bandarban RWH	93,600	30,920	3.0	197,760	20,894	9.5	1,025	90	11.4	13,200	2,997	4.4	1,050	161	6.5
2	Barishal RWH	1,644,800	215,113	7.6	829,920	177,698	4.7	7,850	313	25.1	126,500	26,338	4.8	4,300	750	5.7
3	Bhola RWH	738,000	41,133	17.9	425,280	55,400	7.7	3,750	112	33.5	64,000	28,361	2.3	2,350	291	8.1
4	Bogura RWH	3,833,200	470,739	8.1	3,366,960	331,556	10.2	15,700	482	32.6	5,039,000	28,667	175.8	12,300	1,837	6.7
5	Chattogram RWH	10,440,600	362,747	28.8	17,568,913	282,038	62.3	11,380	1,283	8.9	8,022,800	46,441	172.8	6,750	2,104	3.2
6	Cumilla RWH	1,123,200	432,886	2.6	742,560	344,535	2.2	4,800	1,213	4.0	218,000	58,702	3.7	3,400	1,912	1.8
7	Dhaka CWH	3,080,800	1,163,272	2.6	96,000	671,344	0.1	200,000	1,763	113.4	150,700	80,059	1.9	212,700	2,586	82.3
8	Dinajpur RWH	946,800	167,970	5.6	543,360	258,774	2.1	10,850	285	38.1	46,000	30,388	1.5	4,550	1,522	3.0
9	Faridpur RWH	910,800	416,792	2.2	829,440	297,506	2.8	8,750	585	15.0	66,000	29,814	2.2	8,900	1,234	7.2
10	Jamalpur RWH	597,600	266,073	2.2	1,034,880	209,398	4.9	8,400	197	42.6	76,000	22,812	3.3	6,900	847	8.1
11	Jashore RWH	1,339,200	405,035	3.3	880,840	269,129	3.3	3,850	271	14.2	73,700	36,814	2.0	5,550	883	6.3
12	Khulna RWH	2,579,200	466,622	5.5	18,676,250	330,126	56.6	15,150	450	33.7	5,472,900	31,294	174.9	2,700	1,035	2.6
13	Kushtia RWH	187,200	281,520	0.7	631,680	146,920	4.3	4,781	121	39.5	46,600	28,541	1.6	8,700	469	18.6
14	Mymensingh RWH	5,615,200	576,348	9.7	521,120	654,368	0.8	7,300	642	11.4	55,500	48,952	1.1	12,100	2,084	5.8
15	Noakhali RWH	626,400	211,717	3.0	384,000	152,320	2.5	8,450	740	11.4	54,500	38,862	1.4	5,200	1,334	3.9
16	Pabna RWH	601,200	438,113	1.4	714,260	295,666	2.4	6,950	725	9.6	101,000	37,717	2.7	6,050	722	8.4
17	Patuakhali RWH	1,195,200	97,338	12.3	734,880	131,019	5.6	7,950	277	28.7	72,600	21,314	3.4	5,150	950	5.4
18	Rajshahi RWH	630,000	573,259	1.1	263,520	244,690	1.1	13,195	239	55.2	49,300	26,848	1.8	3,900	1,021	3.8
19	Rangamati RWH	147,600	41,954	3.5	502,080	34,596	14.5	950	92	10.3	20,000	3,106	6.4	500	222	2.3
20	Rangpur RWH	1,482,400	442,755	3.3	971,520	587,562	1.7	5,100	1,030	5.0	133,000	91,747	1.4	3,400	2,079	1.6
21	Sylhet RWH	504,000	524,872	1.0	675,360	331,597	2.0	13,000	587	22.1	178,500	47,058	3.8	9,100	1,874	4.9
22	Tangail RWH	1,263,600	235,378	5.4	140,960	179,214	0.8	5,900	231	25.5	59,000	20,238	2.9	5,400	708	7.6

**6(b). Contraceptive Stock Status by Product at Upazila**

SL	Warehouse Name	Upazila Name	Condom			Shukhi			IUD			Injectables			Implant		
			CBL	AMD	MOS	CBL	AMD	MOS	CBL	AMD	MOS	CBL	AMD	MOS	CBL	AMD	MOS
1	Bandarban RWH	Alikadam	18,756	8,020	2.3	11,140	3,735	3.0	52	23	2.3	1,276	599	2.1	12	23	0.5
2	Bandarban RWH	Bandarban Sadar	6,351	3,199	2.0	13,851	3,603	3.8	59	21	2.8	1,007	499	2.0	43	33	1.3
3	Bandarban RWH	Lama	16,272	5,042	3.2	13,570	5,054	2.7	169	24	7.0	2,430	732	3.3	52	32	1.6
4	Bandarban RWH	Naikhongchhari	14,300	5,188	2.8	12,480	2,981	4.2	41	5	8.2	1,182	651	1.8	50	28	1.8
5	Bandarban RWH	Rowangchhari	15,188	1,799	8.4	10,750	1,937	5.5	66	4	16.5	738	219	3.4	100	13	7.7
6	Bandarban RWH	Ruma	12,648	5,339	2.4	5,745	1,707	3.4	39	7	5.6	403	156	2.6	100	14	7.1
7	Bandarban RWH	Thanchi	9,702	2,333	4.2	3,990	1,877	2.1	30	6	5.0	480	141	3.4	71	18	3.9
8	Barishal RWH	Agailjhara	85,000	6,084	14.0	34,518	7,926	4.4	95	6	15.8	1,617	647	2.5	100	29	3.4
9	Barishal RWH	Babuganj	287,500	5,567	51.6	30,460	6,452	4.7	85	15	5.7	1,075	514	2.1	100	35	2.9
10	Barishal RWH	Bakerganj	579,939	13,705	42.3	7,044	13,631	0.5	45	19	2.4	4,689	1,837	2.6	100	77	1.3
11	Barishal RWH	Banari Para	292,648	5,135	57.0	36,450	6,830	5.3	63	12	5.3	1,516	521	2.9	100	36	2.8
12	Barishal RWH	Barishal Sadar (kotwali)	22,320	36,405	0.6	10,110	15,975	0.6	233	54	4.3	11,908	3,463	3.4	50	93	0.5
13	Barishal RWH	Bhandaria	88,740	10,148	8.7	14,255	7,374	1.9	168	22	7.6	3,955	1,015	3.9	150	32	4.7
14	Barishal RWH	Gaurnadi	39,500	9,085	4.3	21,155	10,054	2.1	62	14	4.4	2,389	1,044	2.3	50	38	1.3
15	Barishal RWH	Hizla	94,592	7,652	12.4	29,415	5,175	5.7	82	7	11.7	3,018	1,350	2.2	200	12	16.7
16	Barishal RWH	Indurkani	179,780	5,346	33.6	26,675	5,062	5.3	99	6	16.5	3,486	723	4.8	150	23	6.5
17	Barishal RWH	Jhalokati Sadar	105,600	8,733	12.1	7,575	6,900	1.1	76	15	5.1	2,601	806	3.2	150	62	2.4
18	Barishal RWH	Kanthalia	78,829	4,433	17.8	36,880	4,188	8.8	121	4	30.3	1,504	588	2.6	200	18	11.1
19	Barishal RWH	Kawkhali	108,990	4,820	22.6	41,935	3,532	11.9	120	16	7.5	1,910	345	5.5	200	15	13.3
20	Barishal RWH	Mathbaria	117,156	13,810	8.5	16,295	15,506	1.1	64	19	3.4	2,790	1,667	1.7	50	22	2.3
21	Barishal RWH	Mehendiganj	114,024	10,343	11.0	51,365	8,403	6.1	94	14	6.7	4,959	3,344	1.5	150	14	10.7
22	Barishal RWH	Muladi	9,526	11,029	0.9	11,400	8,488	1.3	134	7	19.1	3,033	1,891	1.6	102	22	4.6
23	Barishal RWH	Nalchity	19,116	6,773	2.8	30,940	6,442	4.8	57	9	6.3	2,341	1,358	1.7	50	26	1.9
24	Barishal RWH	Nazirpur	121,476	14,296	8.5	19,800	10,077	2.0	225	21	10.7	7,080	1,453	4.9	150	30	5.0
25	Barishal RWH	Nesarabad (swarupkati)	61,192	16,860	3.6	14,250	12,195	1.2	281	15	18.7	2,933	1,426	2.1	200	51	3.9

SL	Warehouse Name	Upazila Name	Condom			Shukhi			IUD			Injectables			Implant		
			CBL	AMD	MOS	CBL	AMD	MOS	CBL	AMD	MOS	CBL	AMD	MOS	CBL	AMD	MOS
26	Barishal RWH	Pirojpur Sadar	74,284	9,840	7.5	44,662	7,670	5.8	159	20	8.0	3,516	943	3.7	150	40	3.8
27	Barishal RWH	Rajapur	87,052	5,406	16.1	29,810	4,211	7.1	93	2	46.5	2,056	585	3.5	200	8	25.0
28	Barishal RWH	Wazirpur	916,224	9,643	95.0	16,230	11,607	1.4	141	16	8.8	2,637	818	3.2	0	67	0.0
29	Bhola RWH	Bhola Sadar	24,777	11,695	2.1	35,103	12,992	2.7	93	45	2.1	10,770	5,341	2.0	10	108	0.1
30	Bhola RWH	Burhanuddin	8,388	3,043	2.8	16,055	7,428	2.2	52	15	3.5	3,532	1,432	2.5	150	23	6.5
31	Bhola RWH	Char Fasson	30,952	13,525	2.3	41,650	15,712	2.7	56	27	2.1	19,760	9,619	2.1	200	53	3.8
32	Bhola RWH	Daulat Khan	31,394	1,614	19.5	43,170	3,751	11.5	85	5	17.0	6,700	3,417	2.0	300	16	18.8
33	Bhola RWH	Lalmohan	13,330	6,183	2.2	31,229	9,818	3.2	36	15	2.4	9,830	5,079	1.9	250	36	6.9
34	Bhola RWH	Manpura	13,324	3,715	3.6	5,809	2,754	2.1	67	2	33.5	5,200	1,961	2.7	70	32	2.2
35	Bhola RWH	Tazumuddin	34,270	1,358	25.2	27,069	2,945	9.2	60	3	20.0	3,782	1,512	2.5	50	23	2.2
36	Bogura RWH	Adamdighi	44,700	9,299	4.8	323,580	6,141	52.7	93	14	6.6	1,427	253	5.6	100	35	2.9
37	Bogura RWH	Akkelpur	28,740	5,960	4.8	243,985	4,929	49.5	31	7	4.4	3,064	326	9.4	0	61	0.0
38	Bogura RWH	Atrai	43,640	12,633	3.5	57,330	10,896	5.3	120	6	20.0	2,853	492	5.8	0	41	0.0
39	Bogura RWH	Badalgachhi	30,274	9,581	3.2	46,840	10,288	4.6	31	4	7.8	2,787	1,144	2.4	150	40	3.8
40	Bogura RWH	Bogura Sadar	93,500	57,712	1.6	58,312	13,954	4.2	96	46	2.1	5,379	1,702	3.2	65	125	0.5
41	Bogura RWH	Dhamoirhat	31,436	7,783	4.0	1,135,715	7,520	151.0	46	5	9.2	2,095	602	3.5	50	40	1.3
42	Bogura RWH	Dhunat	74,900	35,303	2.1	391,965	20,613	19.0	47	19	2.5	4,609	2,100	2.2	50	72	0.7
43	Bogura RWH	Dhupchanchia	43,500	8,761	5.0	60,475	7,788	7.8	131	21	6.2	1,699	690	2.5	200	71	2.8
44	Bogura RWH	Gabtali	66,300	22,932	2.9	508,840	13,510	37.7	36	12	3.0	5,801	2,289	2.5	200	84	2.4
45	Bogura RWH	Ghoraghat	25,700	5,684	4.5	40,065	5,417	7.4	58	11	5.3	434	301	1.4	2	49	0.0
46	Bogura RWH	Hakimpur	19,000	6,226	3.1	41,460	4,078	10.2	36	5	7.2	771	213	3.6	50	27	1.9
47	Bogura RWH	Joypurhat Sadar	29,700	16,189	1.8	43,595	9,999	4.4	150	50	3.0	2,535	780	3.3	200	142	1.4
48	Bogura RWH	Kahaloo	51,888	17,111	3.0	32,150	10,707	3.0	126	23	5.5	2,737	898	3.0	50	98	0.5
49	Bogura RWH	Kalai	31,860	7,041	4.5	733,865	7,928	92.6	102	8	12.8	1,205	390	3.1	100	26	3.8
50	Bogura RWH	Khetlal	32,736	6,834	4.8	373,875	4,743	78.8	50	11	4.5	3,429	225	15.2	0	45	0.0



SL	Warehouse Name	Upazila Name	Condom			Shukhi			IUD			Injectables			Implant		
			CBL	AMD	MOS	CBL	AMD	MOS	CBL	AMD	MOS	CBL	AMD	MOS	CBL	AMD	MOS
51	Bogura RWH	Mahadebpur	45,228	15,094	3.0	804,830	15,768	51.0	43	6	7.2	2,518	815	3.1	50	92	0.5
52	Bogura RWH	Manda	58,690	21,588	2.7	80,085	27,379	2.9	387	54	7.2	5,328	1,809	2.9	100	49	2.0
53	Bogura RWH	Nandigram	28,300	8,684	3.3	30,480	10,339	2.9	90	2	45.0	1,440	323	4.5	150	40	3.8
54	Bogura RWH	Naogaon Sadar	45,886	20,322	2.3	61,025	12,950	4.7	89	19	4.7	3,607	1,277	2.8	100	64	1.6
55	Bogura RWH	Niamatpur	38,024	13,039	2.9	1,277,770	13,215	96.7	103	11	9.4	2,232	845	2.6	100	43	2.3
56	Bogura RWH	Panchbibi	34,640	11,129	3.1	1,553,004	6,688	232.2	55	8	6.9	3,054	816	3.7	200	79	2.5
57	Bogura RWH	Patnitala	48,108	9,100	5.3	752,674	9,651	78.0	104	6	17.3	4,490	631	7.1	50	77	0.6
58	Bogura RWH	Porsha	38,796	9,947	3.9	55,365	8,279	6.7	66	12	5.5	2,553	471	5.4	50	21	2.4
59	Bogura RWH	Raninagar	40,700	10,097	4.0	39,045	10,487	3.7	123	5	24.6	1,245	526	2.4	0	20	0.0
60	Bogura RWH	Sapahar	30,312	10,199	3.0	37,400	9,964	3.8	36	10	3.6	3,127	1,011	3.1	150	36	4.2
61	Bogura RWH	Sariakandi	50,592	14,559	3.5	1,008,550	8,431	119.6	110	26	4.2	3,972	1,036	3.8	300	85	3.5
62	Bogura RWH	Shajahanpur	91,464	39,767	2.3	32,940	12,358	2.7	10	19	0.5	3,334	991	3.4	100	87	1.1
63	Bogura RWH	Sherpur	74,180	30,551	2.4	116,175	17,749	6.5	69	21	3.3	3,757	1,561	2.4	100	53	1.9
64	Bogura RWH	Shibganj	36,000	17,269	2.1	405,140	19,973	20.3	77	5	15.4	8,700	3,405	2.6	300	67	4.5
65	Bogura RWH	Sonatola	43,180	10,345	4.2	579,205	9,814	59.0	180	36	5.0	4,579	745	6.1	100	68	1.5
66	Chattogram RWH	Anowara	20,700	8,172	2.5	149,900	9,590	15.6	154	13	11.8	1,627	758	2.1	200	47	4.3
67	Chattogram RWH	Banshkhali	22,380	10,069	2.2	42,440	8,185	5.2	164	16	10.3	4,125	1,955	2.1	250	85	2.9
68	Chattogram RWH	Boalkhali	218,913	6,663	32.9	115,422	6,861	16.8	113	29	3.9	990	448	2.2	100	67	1.5
69	Chattogram RWH	Chakaria	25,992	13,170	2.0	111,810	12,626	8.9	132	64	2.1	6,175	3,006	2.1	300	79	3.8
70	Chattogram RWH	Chandanaish	12,000	6,639	1.8	84,070	6,650	12.6	90	27	3.3	1,611	858	1.9	301	43	7.0
71	Chattogram RWH	Cox's Bazar Sadar	40,668	23,109	1.8	183,365	16,165	11.3	333	44	7.6	7,075	3,315	2.1	245	69	3.6
72	Chattogram RWH	Dighinala	20,580	7,727	2.7	20,728	8,741	2.4	81	14	5.8	1,907	1,049	1.8	300	45	6.7
73	Chattogram RWH	Double Mooring	104,364	49,720	2.1	25,035	11,394	2.2	406	257	1.6	3,227	2,535	1.3	530	152	3.5
74	Chattogram RWH	Fatikchhari	116,400	13,034	8.9	209,145	15,495	13.5	264	16	16.5	3,644	1,902	1.9	550	148	3.7
75	Chattogram RWH	Hathazari	49,200	26,622	1.8	73,410	16,666	4.4	210	13	16.2	2,350	1,280	1.8	250	39	6.4

SL	Warehouse Name	Upazila Name	Condom			Shukhi			IUD			Injectables			Implant		
			CBL	AMD	MOS	CBL	AMD	MOS	CBL	AMD	MOS	CBL	AMD	MOS	CBL	AMD	MOS
76	Chattogram RWH	Khagrachhari Sadar	8,472	3,461	2.4	77,780	5,142	15.1	86	63	1.4	975	449	2.2	201	20	10.1
77	Chattogram RWH	Kutubdia	22,752	2,193	10.4	27,185	2,215	12.3	167	31	5.4	5,165	855	6.0	400	51	7.8
78	Chattogram RWH	Lakshmichhari	18,427	950	19.4	164,929	1,899	86.9	52	10	5.2	385	102	3.8	100	21	4.8
79	Chattogram RWH	Lohagara	14,542	6,478	2.2	307,398	7,076	43.4	150	15	10.0	2,395	1,308	1.8	250	37	6.8
80	Chattogram RWH	Mahalchhari	4,464	2,924	1.5	6,655	4,387	1.5	51	7	7.3	542	305	1.8	150	21	7.1
81	Chattogram RWH	Maheshkhali	181,664	6,101	29.8	53,980	15,330	3.5	69	36	1.9	5,908	3,018	2.0	228	75	3.0
82	Chattogram RWH	Manikchhari	17,000	1,098	15.5	67,820	1,757	38.6	109	3	36.3	1,376	427	3.2	100	46	2.2
83	Chattogram RWH	Matiranga	16,300	7,242	2.3	53,005	6,968	7.6	125	26	4.8	1,501	896	1.7	420	40	10.5
84	Chattogram RWH	Mirsharai	21,702	10,321	2.1	96,851	11,434	8.5	116	30	3.9	3,191	1,605	2.0	300	27	11.1
85	Chattogram RWH	Panchhari	18,640	2,514	7.4	35,140	4,325	8.1	58	5	11.6	426	204	2.1	150	30	5.0
86	Chattogram RWH	Panchlaish	49,500	33,899	1.5	19,401	9,068	2.1	305	113	2.7	3,984	2,238	1.8	292	109	2.7
87	Chattogram RWH	Patiya	31,200	15,565	2.0	94,185	14,356	6.6	260	120	2.2	3,520	1,833	1.9	300	91	3.3
88	Chattogram RWH	Pekua	176,400	7,415	23.8	244,545	6,862	35.6	77	33	2.3	5,324	2,669	2.0	200	58	3.4
89	Chattogram RWH	Ramgarh	45,904	3,169	14.5	54,110	4,454	12.1	55	6	9.2	426	213	2.0	200	19	10.5
90	Chattogram RWH	Ramu	18,548	9,183	2.0	131,925	5,911	22.3	142	48	3.0	3,779	1,786	2.1	400	83	4.8
91	Chattogram RWH	Rangunia	29,247	13,982	2.1	85,646	11,870	7.2	87	34	2.6	2,945	1,536	1.9	400	115	3.5
92	Chattogram RWH	Raozan	19,736	8,490	2.3	80,860	8,369	9.7	172	45	3.8	2,420	1,133	2.1	600	105	5.7
93	Chattogram RWH	Sandwip	29,710	8,930	3.3	63,765	10,659	6.0	211	13	16.2	5,406	1,338	4.0	150	84	1.8
94	Chattogram RWH	Satkania	20,560	9,549	2.2	81,500	8,447	9.6	121	18	6.7	1,199	710	1.7	100	68	1.5
95	Chattogram RWH	Sitakunda	25,057	12,989	1.9	88,615	9,435	9.4	45	34	1.3	2,954	1,291	2.3	100	49	2.0
96	Chattogram RWH	Teknaf	54,496	24,473	2.2	337,310	14,086	23.9	155	51	3.0	9,152	4,239	2.2	270	100	2.7
97	Chattogram RWH	Ukhia	33,122	6,896	4.8	92,830	5,615	16.5	144	49	2.9	2,691	1,180	2.3	200	81	2.5
98	Cumilla RWH	Akhaura	49,708	5,761	8.6	46,666	4,627	10.1	95	15	6.3	2,991	720	4.2	50	32	1.6
99	Cumilla RWH	Ashuganj	84,100	11,632	7.2	50,820	6,531	7.8	141	15	9.4	2,732	741	3.7	100	41	2.4
100	Cumilla RWH	Banchhampur	131,400	13,924	9.4	96,210	9,238	10.4	114	26	4.4	4,334	1,499	2.9	100	102	1.0

SL	Warehouse Name	Upazila Name	Condom			Shukhi			IUD			Injectables			Implant		
			CBL	AMD	MOS	CBL	AMD	MOS	CBL	AMD	MOS	CBL	AMD	MOS	CBL	AMD	MOS
101	Cumilla RWH	Barura	83,640	12,730	6.6	46,280	15,309	3.0	106	36	2.9	4,701	2,800	1.7	100	58	1.7
102	Cumilla RWH	Bijoy Nagar	95,208	10,971	8.7	80,421	8,610	9.3	161	13	12.4	4,809	1,371	3.5	300	35	8.6
103	Cumilla RWH	Brahman Para	72,172	7,438	9.7	71,695	7,059	10.2	164	24	6.8	2,108	705	3.0	211	50	4.2
104	Cumilla RWH	Brahmanbaria Sadar	141,300	24,018	5.9	119,175	10,817	11.0	277	63	4.4	5,565	2,051	2.7	75	93	0.8
105	Cumilla RWH	Burichang	121,778	22,112	5.5	105,000	16,133	6.5	133	33	4.0	4,561	1,739	2.6	200	65	3.1
106	Cumilla RWH	Chandina	91,221	11,362	8.0	67,245	13,715	4.9	102	32	3.2	5,477	2,701	2.0	100	22	4.5
107	Cumilla RWH	Chandpur Sadar	81,400	11,970	6.8	76,165	12,319	6.2	226	80	2.8	4,116	2,230	1.8	250	97	2.6
108	Cumilla RWH	Chauddagram	151,036	16,588	9.1	73,445	15,357	4.8	227	21	10.8	5,299	3,328	1.6	300	29	10.3
109	Cumilla RWH	Cumilla Adarsha Sadar	91,100	41,337	2.2	51,665	16,328	3.2	203	98	2.1	5,204	2,959	1.8	219	110	2.0
110	Cumilla RWH	Cumilla Sadar Dakshin	130,200	12,419	10.5	70,600	14,000	5.0	94	27	3.5	5,902	2,458	2.4	90	55	1.6
111	Cumilla RWH	Daudkandi	71,328	9,854	7.2	84,865	10,058	8.4	229	61	3.8	4,169	1,779	2.3	150	30	5.0
112	Cumilla RWH	Debidwar	141,900	15,468	9.2	98,910	15,540	6.4	314	137	2.3	5,807	2,860	2.0	200	56	3.6
113	Cumilla RWH	Faridganj	102,100	10,043	10.2	86,630	10,586	8.2	215	68	3.2	4,900	2,081	2.4	200	114	1.8
114	Cumilla RWH	Haim Char	30,400	2,932	10.4	35,155	3,936	8.9	87	20	4.4	1,565	407	3.8	100	20	5.0
115	Cumilla RWH	Hajiganj	67,500	5,783	11.7	84,920	9,756	8.7	225	43	5.2	3,755	1,810	2.1	10	49	0.2
116	Cumilla RWH	Homna	154,364	17,087	9.0	80,405	9,085	8.9	87	10	8.7	3,953	1,085	3.6	260	37	7.0
117	Cumilla RWH	Kachua	106,252	9,109	11.7	72,955	11,280	6.5	219	45	4.9	5,273	2,907	1.8	100	46	2.2
118	Cumilla RWH	Kasba	144,000	18,277	7.9	75,440	12,276	6.1	162	40	4.1	3,352	1,094	3.1	10	107	0.1
119	Cumilla RWH	Laksam	84,700	7,873	10.8	59,610	6,720	8.9	128	29	4.4	8,306	1,582	5.3	310	32	9.7
120	Cumilla RWH	Lalmai	12,600	4,892	2.6	1,305	6,611	0.2	185	7	26.4	1,005	807	1.2	200	16	12.5
121	Cumilla RWH	Manoharganj	84,800	9,025	9.4	58,990	7,511	7.9	102	8	12.8	2,993	1,189	2.5	50	26	1.9
122	Cumilla RWH	Matlab Dakshin	92,000	6,349	14.5	64,632	6,733	9.6	130	20	6.5	3,569	1,533	2.3	100	43	2.3
123	Cumilla RWH	Matlab Uttar	107,000	10,775	9.9	89,965	11,478	7.8	208	53	3.9	4,499	1,292	3.5	60	83	0.7
124	Cumilla RWH	Meghna	56,400	5,047	11.2	44,430	4,512	9.8	80	16	5.0	2,224	752	3.0	200	31	6.5
125	Cumilla RWH	Muradnagar	201,106	26,041	7.7	121,880	16,174	7.5	207	41	5.0	4,085	3,259	1.3	0	151	0.0

SL	Warehouse Name	Upazila Name	Condom			Shukhi			IUD			Injectables			Implant		
			CBL	AMD	MOS	CBL	AMD	MOS	CBL	AMD	MOS	CBL	AMD	MOS	CBL	AMD	MOS
126	Cumilla RWH	Nabinagar	189,313	18,645	10.2	109,768	12,457	8.8	60	27	2.2	5,027	1,566	3.2	300	80	3.8
127	Cumilla RWH	Nangalkot	114,000	16,979	6.7	54,976	7,937	6.9	113	29	3.9	4,626	1,915	2.4	250	53	4.7
128	Cumilla RWH	Nasirnagar	100,488	8,335	12.1	83,395	12,077	6.9	90	15	6.0	3,416	1,093	3.1	50	42	1.2
129	Cumilla RWH	Sarail	102,900	18,326	5.6	69,225	9,980	6.9	120	8	15.0	4,393	1,551	2.8	150	44	3.4
130	Cumilla RWH	Shahrasti	52,800	3,838	13.8	60,825	6,036	10.1	81	19	4.3	5,443	1,862	2.9	150	42	3.6
131	Cumilla RWH	Titas	45,520	5,946	7.7	50,530	3,749	13.5	150	34	4.4	4,542	976	4.7	100	21	4.8
132	Dhaka CWH	Araihazar	27,020	14,561	1.9	52,190	22,292	2.3	112	31	3.6	4,359	2,060	2.1	0	77	0.0
133	Dhaka CWH	Bandar	76,947	35,375	2.2	32,860	16,004	2.1	95	20	4.8	4,392	2,148	2.0	360	43	8.4
134	Dhaka CWH	Belabo	18,840	8,102	2.3	12,995	7,218	1.8	88	15	5.9	1,490	756	2.0	50	43	1.2
135	Dhaka CWH	Daulatpur	25,272	11,536	2.2	44,350	9,238	4.8	112	12	9.3	2,066	1,020	2.0	100	82	1.2
136	Dhaka CWH	Dhamrai	32,964	23,913	1.4	16,114	21,807	0.7	277	103	2.7	2,861	1,368	2.1	50	51	1.0
137	Dhaka CWH	Dohar	24,904	12,264	2.0	330	6,620	0.0	46	9	5.1	1,403	565	2.5	0	35	0.0
138	Dhaka CWH	Gazaria	17,336	7,591	2.3	20,710	6,611	3.1	49	10	4.9	1,199	614	2.0	11	22	0.5
139	Dhaka CWH	Gazipur Sadar	90,576	42,225	2.1	17,870	20,436	0.9	110	55	2.0	4,124	1,838	2.2	300	46	6.5
140	Dhaka CWH	Ghior	17,280	8,532	2.0	35,160	5,509	6.4	116	10	11.6	923	469	2.0	500	20	25.0
141	Dhaka CWH	Harirampur	23,912	12,484	1.9	42,965	4,748	9.0	102	4	25.5	532	373	1.4	1,303	59	22.1
142	Dhaka CWH	Kaliakair	18,637	22,340	0.8	29,968	19,019	1.6	56	17	3.3	1,307	683	1.9	300	24	12.5
143	Dhaka CWH	Kaliganj	100,952	30,195	3.3	63,600	15,396	4.1	73	9	8.1	2,791	1,457	1.9	50	22	2.3
144	Dhaka CWH	Kapasias	35,772	16,098	2.2	16,265	13,009	1.3	47	8	5.9	1,145	577	2.0	400	34	11.8
145	Dhaka CWH	Keraniganj	85,200	37,643	2.3	33,170	21,776	1.5	195	81	2.4	5,789	2,662	2.2	50	111	0.5
146	Dhaka CWH	Lohajang	20,040	10,158	2.0	25,040	6,460	3.9	61	10	6.1	1,055	529	2.0	300	22	13.6
147	Dhaka CWH	Manikganj Sadar	45,600	23,429	1.9	28,040	9,512	2.9	421	16	26.3	1,769	839	2.1	0	103	0.0
148	Dhaka CWH	Manohardi	25,990	12,148	2.1	44,525	9,380	4.7	128	30	4.3	3,406	1,813	1.9	200	24	8.3
149	Dhaka CWH	Mirpur	229,800	152,212	1.5	43,715	33,635	1.3	895	338	2.6	25,000	9,707	2.6	270	365	0.7
150	Dhaka CWH	Munshiganj Sadar	47,136	25,896	1.8	36,237	16,020	2.3	66	19	3.5	2,727	1,384	2.0	360	44	8.2

SL	Warehouse Name	Upazila Name	Condom			Shukhi			IUD			Injectables			Implant		
			CBL	AMD	MOS	CBL	AMD	MOS	CBL	AMD	MOS	CBL	AMD	MOS	CBL	AMD	MOS
151	Dhaka CWH	Narayanganj Sadar	132,895	73,829	1.8	22,125	47,574	0.5	153	37	4.1	13,218	7,050	1.9	545	109	5.0
152	Dhaka CWH	Narsingdi Sadar	114,032	60,669	1.9	23,486	56,333	0.4	281	103	2.7	11,854	10,194	1.2	185	98	1.9
153	Dhaka CWH	Nawabganj	37,779	16,359	2.3	23,940	9,211	2.6	55	12	4.6	1,368	648	2.1	0	50	0.0
154	Dhaka CWH	Palash	26,400	12,650	2.1	6,940	11,372	0.6	99	14	7.1	2,060	948	2.2	80	33	2.4
155	Dhaka CWH	Roypura	94,512	44,349	2.1	89,850	23,092	3.9	161	65	2.5	7,252	3,734	1.9	0	43	0.0
156	Dhaka CWH	Rupganj	68,680	32,663	2.1	42,980	32,125	1.3	156	34	4.6	5,583	2,853	2.0	0	54	0.0
157	Dhaka CWH	Saturia	23,600	10,365	2.3	29,540	7,749	3.8	110	16	6.9	1,149	618	1.9	50	37	1.4
158	Dhaka CWH	Savar	85,600	72,235	1.2	66,030	30,191	2.2	202	91	2.2	6,855	3,909	1.8	300	70	4.3
159	Dhaka CWH	Serajdikhan	34,316	15,607	2.2	52,099	14,830	3.5	69	26	2.7	1,965	920	2.1	100	38	2.6
160	Dhaka CWH	Shibalaya	22,800	10,878	2.1	24,089	7,198	3.3	50	7	7.1	2,070	762	2.7	300	43	7.0
161	Dhaka CWH	Shibpur	36,716	18,021	2.0	52,880	14,464	3.7	63	12	5.3	3,377	1,642	2.1	0	45	0.0
162	Dhaka CWH	Singair	43,368	19,272	2.3	63,102	9,440	6.7	55	8	6.9	1,255	595	2.1	100	38	2.6
163	Dhaka CWH	Sonargaon	48,545	24,316	2.0	91,944	20,463	4.5	84	15	5.6	5,064	2,562	2.0	100	48	2.1
164	Dhaka CWH	Sreenagar	25,744	12,363	2.1	48,160	9,780	4.9	60	15	4.0	1,247	600	2.1	0	40	0.0
165	Dhaka CWH	Sreepur	47,060	25,143	1.9	19,500	24,074	0.8	50	28	1.8	3,164	1,568	2.0	500	48	10.4
166	Dhaka CWH	Tejgaon	852,000	169,617	5.0	135,720	71,279	1.9	1,450	428	3.4	21,525	9,485	2.3	50	502	0.1
167	Dhaka CWH	Tongi	59,028	27,273	2.2	33,335	9,061	3.7	106	47	2.3	1,532	707	2.2	130	48	2.7
168	Dhaka CWH	Tongibari	22,864	10,961	2.1	43,050	8,418	5.1	69	8	8.6	835	402	2.1	450	15	30.0
169	Dinajpur RWH	Atwari	18,898	2,411	7.8	34,315	5,276	6.5	121	5	24.2	2,005	651	3.1	200	28	7.1
170	Dinajpur RWH	Baliadangi	15,800	2,979	5.3	44,950	6,261	7.2	151	5	30.2	3,963	1,583	2.5	200	40	5.0
171	Dinajpur RWH	Biral	25,526	7,769	3.3	81,170	10,189	8.0	213	6	35.5	4,427	1,299	3.4	210	75	2.8
172	Dinajpur RWH	Birampur	11,700	6,322	1.9	42,880	5,830	7.4	170	14	12.1	2,198	240	9.2	50	28	1.8
173	Dinajpur RWH	Birganj	21,276	9,240	2.3	62,715	19,629	3.2	187	13	14.4	4,183	1,708	2.4	550	158	3.5
174	Dinajpur RWH	Bochaganj	19,596	4,845	4.0	57,700	9,472	6.1	204	12	17.0	2,953	640	4.6	300	55	5.5
175	Dinajpur RWH	Boda	20,600	6,946	3.0	41,520	15,935	2.6	163	6	27.2	5,352	2,401	2.2	100	106	0.9



SL	Warehouse Name	Upazila Name	Condom			Shukhi			IUD			Injectables			Implant		
			CBL	AMD	MOS	CBL	AMD	MOS	CBL	AMD	MOS	CBL	AMD	MOS	CBL	AMD	MOS
176	Dinajpur RWH	Chirirbandar	11,801	6,453	1.8	55,900	14,603	3.8	187	10	18.7	3,529	1,171	3.0	100	69	1.4
177	Dinajpur RWH	Debiganj	33,900	10,307	3.3	72,885	19,807	3.7	197	19	10.4	7,707	3,266	2.4	300	54	5.6
178	Dinajpur RWH	Dinajpur Sadar	51,500	21,715	2.4	68,735	16,128	4.3	181	26	7.0	4,878	1,983	2.5	20	224	0.1
179	Dinajpur RWH	Fulbari	18,504	7,596	2.4	51,505	6,659	7.7	124	13	9.5	2,081	246	8.5	210	64	3.3
180	Dinajpur RWH	Haripur	19,400	3,108	6.2	42,918	5,925	7.2	51	7	7.3	2,199	545	4.0	0	18	0.0
181	Dinajpur RWH	Kaharole	16,000	3,365	4.8	58,575	9,626	6.1	137	14	9.8	2,803	619	4.5	100	67	1.5
182	Dinajpur RWH	Khansama	25,784	3,827	6.7	43,720	13,818	3.2	207	11	18.8	3,262	1,143	2.9	250	88	2.8
183	Dinajpur RWH	Nawabganj	17,700	8,278	2.1	45,815	10,283	4.5	208	4	52.0	3,778	1,095	3.5	200	41	4.9
184	Dinajpur RWH	Panchagarh Sadar	21,300	10,540	2.0	37,745	13,448	2.8	103	11	9.4	5,218	2,200	2.4	400	45	8.9
185	Dinajpur RWH	Parbatipur	42,780	20,018	2.1	47,980	21,188	2.3	236	49	4.8	4,901	1,774	2.8	50	120	0.4
186	Dinajpur RWH	Pirganj	32,770	5,952	5.5	89,195	9,693	9.2	220	20	11.0	2,835	896	3.2	100	48	2.1
187	Dinajpur RWH	Ranisankail	21,000	4,841	4.3	35,795	12,608	2.8	120	6	20.0	2,695	931	2.9	305	33	9.2
188	Dinajpur RWH	Tentulia	14,628	5,411	2.7	33,407	6,743	5.0	113	16	7.1	2,566	471	5.4	50	46	1.1
189	Dinajpur RWH	Thakurgaon Sadar	35,400	16,047	2.2	67,820	25,653	2.6	300	18	16.7	12,576	5,526	2.3	310	115	2.7
190	Faridpur RWH	Alfadanga	117,092	7,084	16.5	22,515	3,622	6.2	42	2	21.0	897	454	2.0	100	23	4.3
191	Faridpur RWH	Baliakandi	300,266	22,971	13.1	33,025	10,948	3.0	101	14	7.2	3,795	1,061	3.6	200	28	7.1
192	Faridpur RWH	Bhanga	270,325	22,612	12.0	148,142	13,460	11.0	275	64	4.3	2,610	757	3.4	100	76	1.3
193	Faridpur RWH	Bhedarganj	36,172	6,857	5.3	33,635	8,297	4.1	94	23	4.1	4,519	1,482	3.0	250	36	6.9
194	Faridpur RWH	Boalmari	59,440	13,143	4.5	38,410	11,048	3.5	58	10	5.8	3,349	1,006	3.3	200	34	5.9
195	Faridpur RWH	Char Bhadrasan	19,498	4,572	4.3	10,470	2,088	5.0	84	11	7.6	838	145	5.8	50	23	2.2
196	Faridpur RWH	Damudya	53,364	3,990	13.4	31,730	2,689	11.8	77	11	7.0	1,683	272	6.2	100	12	8.3
197	Faridpur RWH	Faridpur Sadar	97,397	41,204	2.4	28,385	17,998	1.6	41	15	2.7	7,651	3,135	2.4	350	84	4.2
198	Faridpur RWH	Goalanda	353,160	10,286	34.3	65,355	4,339	15.1	34	4	8.5	5,037	854	5.9	200	35	5.7
199	Faridpur RWH	Gopalganj Sadar	82,558	27,281	3.0	44,525	14,130	3.2	192	24	8.0	3,375	1,012	3.3	500	76	6.6
200	Faridpur RWH	Gosairhat	300,344	8,006	37.5	39,195	5,952	6.6	113	16	7.1	3,354	817	4.1	100	23	4.3

SL	Warehouse Name	Upazila Name	Condom			Shukhi			IUD			Injectables			Implant		
			CBL	AMD	MOS	CBL	AMD	MOS	CBL	AMD	MOS	CBL	AMD	MOS	CBL	AMD	MOS
201	Faridpur RWH	Kalkini	197,800	16,116	12.3	38,735	13,436	2.9	378	27	14.0	4,710	1,276	3.7	200	26	7.7
202	Faridpur RWH	Kalukhali	105,504	8,001	13.2	25,510	8,941	2.9	389	4	97.3	2,630	568	4.6	0	44	0.0
203	Faridpur RWH	Kashiani	171,156	14,020	12.2	26,220	9,108	2.9	76	2	38.0	1,585	674	2.4	200	26	7.7
204	Faridpur RWH	Kotalipara	55,170	9,874	5.6	47,200	14,033	3.4	13	6	2.2	3,261	650	5.0	400	46	8.7
205	Faridpur RWH	Madaripur Sadar	81,920	16,581	4.9	24,280	19,569	1.2	317	50	6.3	11,231	3,415	3.3	100	49	2.0
206	Faridpur RWH	Madhukhali	297,464	17,836	16.7	53,435	17,773	3.0	269	31	8.7	5,188	1,312	4.0	100	33	3.0
207	Faridpur RWH	Muksudpur	234,948	19,777	11.9	97,770	21,221	4.6	16	11	1.5	6,260	1,752	3.6	100	43	2.3
208	Faridpur RWH	Nagarkanda	172,092	16,094	10.7	45,175	10,146	4.5	224	28	8.0	2,644	447	5.9	200	38	5.3
209	Faridpur RWH	Naria	301,175	7,530	40.0	21,570	8,346	2.6	58	13	4.5	1,863	513	3.6	150	33	4.5
210	Faridpur RWH	Pangsha	203,000	19,744	10.3	51,655	11,329	4.6	90	16	5.6	7,395	1,898	3.9	300	69	4.3
211	Faridpur RWH	Rajbari Sadar	80,228	20,085	4.0	43,185	11,447	3.8	428	94	4.6	7,275	1,413	5.1	350	132	2.7
212	Faridpur RWH	Rajoir	58,063	9,870	5.9	34,768	10,593	3.3	111	7	15.9	3,758	852	4.4	100	38	2.6
213	Faridpur RWH	Sadarpur	317,240	18,441	17.2	54,820	7,610	7.2	90	8	11.3	2,544	499	5.1	150	32	4.7
214	Faridpur RWH	Saltha	99,228	10,638	9.3	31,470	7,686	4.1	84	15	5.6	2,166	556	3.9	200	42	4.8
215	Faridpur RWH	Shariatpur Sadar	62,812	8,630	7.3	23,815	6,491	3.7	144	37	3.9	2,274	595	3.8	50	57	0.9
216	Faridpur RWH	Shib Char	37,636	16,136	2.3	32,245	13,402	2.4	220	24	9.2	5,272	1,372	3.8	50	37	1.4
217	Faridpur RWH	Tungipara	28,084	7,593	3.7	20,795	5,132	4.1	16	5	3.2	2,501	374	6.7	100	16	6.3
218	Faridpur RWH	Zanjira	245,369	11,820	20.8	38,191	6,672	5.7	107	13	8.2	2,204	653	3.4	150	23	6.5
219	Jamalpur RWH	Bakshiganj	44,628	9,875	4.5	23,447	8,656	2.7	33	3	11.0	2,121	801	2.6	150	46	3.3
220	Jamalpur RWH	Char Rajibpur	34,500	14,817	2.3	15,720	3,088	5.1	7	2	3.5	2,226	783	2.8	100	24	4.2
221	Jamalpur RWH	Dewanganj	40,580	15,481	2.6	42,720	11,357	3.8	23	6	3.8	4,500	2,033	2.2	300	95	3.2
222	Jamalpur RWH	Islampur	40,072	23,478	1.7	46,600	16,275	2.9	77	22	3.5	2,345	1,371	1.7	200	65	3.1
223	Jamalpur RWH	Jamalpur Sadar	76,200	41,563	1.8	32,700	37,235	0.9	130	26	5.0	9,000	4,351	2.1	300	101	3.0
224	Jamalpur RWH	Jhenaigati	32,575	12,171	2.7	22,336	14,636	1.5	76	6	12.7	3,164	1,433	2.2	70	48	1.5
225	Jamalpur RWH	Madarganj	19,400	9,691	2.0	12,000	9,846	1.2	15	12	1.3	1,450	591	2.5	250	87	2.9

SL	Warehouse Name	Upazila Name	Condom			Shukhi			IUD			Injectables			Implant		
			CBL	AMD	MOS	CBL	AMD	MOS	CBL	AMD	MOS	CBL	AMD	MOS	CBL	AMD	MOS
226	Jamalpur RWH	Melandaha	80,100	18,883	4.2	21,600	14,867	1.5	110	21	5.2	4,200	1,671	2.5	350	50	7.0
227	Jamalpur RWH	Nakla	33,852	12,413	2.7	62,005	11,916	5.2	42	10	4.2	2,675	1,147	2.3	150	38	3.9
228	Jamalpur RWH	Nalitabari	31,143	15,284	2.0	12,995	14,414	0.9	92	10	9.2	2,848	1,193	2.4	204	45	4.5
229	Jamalpur RWH	Raumari	40,200	18,829	2.1	11,760	9,143	1.3	11	13	0.8	2,836	1,248	2.3	150	29	5.2
230	Jamalpur RWH	Sarishabari	43,800	26,835	1.6	25,455	15,914	1.6	150	38	3.9	3,000	1,506	2.0	150	56	2.7
231	Jamalpur RWH	Sherpur Sadar	72,500	31,178	2.3	27,630	27,411	1.0	66	19	3.5	7,308	4,018	1.8	501	89	5.6
232	Jamalpur RWH	Sreebardi	28,264	15,575	1.8	58,149	14,640	4.0	22	9	2.4	1,501	666	2.3	150	74	2.0
233	Jashore RWH	Abhaynagar	31,536	16,236	1.9	34,655	9,460	3.7	185	5	37.0	3,120	1,519	2.1	200	30	6.7
234	Jashore RWH	Bagher Para	52,352	12,474	4.2	40,505	7,639	5.3	56	6	9.3	2,141	1,095	2.0	300	36	8.3
235	Jashore RWH	Chaugachha	43,300	20,972	2.1	26,905	9,913	2.7	18	6	3.0	1,643	783	2.1	203	56	3.6
236	Jashore RWH	Harinakunda	23,028	9,545	2.4	36,970	11,664	3.2	139	10	13.9	1,701	779	2.2	200	45	4.4
237	Jashore RWH	Jashore Sadar	138,500	75,166	1.8	106,310	41,748	2.5	57	35	1.6	15,608	7,355	2.1	120	72	1.7
238	Jashore RWH	Jhenaidah Sadar	48,455	22,619	2.1	62,470	15,030	4.2	121	38	3.2	4,100	1,747	2.3	200	41	4.9
239	Jashore RWH	Jhikargachha	39,300	19,442	2.0	39,755	9,809	4.1	45	16	2.8	2,150	1,189	1.8	5	24	0.2
240	Jashore RWH	Kalia	37,096	16,505	2.2	20,840	10,312	2.0	475	7	67.9	1,453	598	2.4	800	31	25.8
241	Jashore RWH	Kaliganj	32,700	16,255	2.0	61,785	12,167	5.1	112	4	28.0	1,385	706	2.0	400	30	13.3
242	Jashore RWH	Keshabpur	25,900	13,393	1.9	18,935	9,409	2.0	324	11	29.5	4,025	2,106	1.9	300	44	6.8
243	Jashore RWH	Kotchandpur	17,700	6,424	2.8	38,655	4,565	8.5	95	4	23.8	1,550	489	3.2	550	16	34.4
244	Jashore RWH	Lohagara	38,648	17,038	2.3	21,580	10,724	2.0	218	5	43.6	3,030	1,513	2.0	900	29	31.0
245	Jashore RWH	Magura Sadar	46,384	25,513	1.8	50,370	23,642	2.1	93	54	1.7	3,616	2,623	1.4	0	142	0.0
246	Jashore RWH	Maheshpur	44,860	10,764	4.2	63,913	7,913	8.1	156	15	10.4	3,300	1,827	1.8	300	25	12.0
247	Jashore RWH	Manirampur	51,100	25,595	2.0	211,310	17,159	12.3	209	8	26.1	10,536	5,151	2.0	200	42	4.8
248	Jashore RWH	Mohammadpur	19,440	8,014	2.4	37,905	8,621	4.4	62	7	8.9	1,301	728	1.8	300	35	8.6
249	Jashore RWH	Narail Sadar	45,900	22,125	2.1	25,705	16,395	1.6	290	9	32.2	3,355	1,635	2.1	400	28	14.3
250	Jashore RWH	Shaikupa	40,092	20,229	2.0	62,425	15,508	4.0	338	12	28.2	2,981	1,487	2.0	400	43	9.3

SL	Warehouse Name	Upazila Name	Condom			Shukhi			IUD			Injectables			Implant		
			CBL	AMD	MOS	CBL	AMD	MOS	CBL	AMD	MOS	CBL	AMD	MOS	CBL	AMD	MOS
251	Jashore RWH	Shalikha	13,344	6,484	2.1	41,504	8,178	5.1	63	8	7.9	1,227	586	2.1	0	34	0.0
252	Jashore RWH	Sharsha	64,500	31,477	2.0	42,750	12,348	3.5	37	6	6.2	4,810	2,363	2.0	50	41	1.2
253	Jashore RWH	Sreepur	83,184	8,765	9.5	15,515	6,925	2.2	92	5	18.4	1,102	535	2.1	300	39	7.7
254	Khulna RWH	Assasuni	107,100	14,155	7.6	123,815	23,201	5.3	98	7	14.0	4,450	1,628	2.7	50	47	1.1
255	Khulna RWH	Bagerhat Sadar	54,012	16,950	3.2	75,355	12,626	6.0	36	6	6.0	5,240	1,032	5.1	298	40	7.5
256	Khulna RWH	Batiaghata	279,000	11,853	23.5	220,170	9,570	23.0	43	7	6.1	1,450	696	2.1	200	32	6.3
257	Khulna RWH	Chitalmari	91,980	17,733	5.2	375,385	9,732	38.6	60	4	15.0	3,452	1,421	2.4	300	33	9.1
258	Khulna RWH	Dacope	66,300	6,291	10.5	312,620	7,686	40.7	27	9	3.0	1,842	490	3.8	140	55	2.5
259	Khulna RWH	Daulatpur	129,108	35,020	3.7	361,341	15,997	22.6	145	14	10.4	9,600	3,028	3.2	250	39	6.4
260	Khulna RWH	Debhata	70,200	12,345	5.7	125,105	7,895	15.8	113	5	22.6	1,865	448	4.2	200	17	11.8
261	Khulna RWH	Dumuria	354,300	26,985	13.1	418,880	23,034	18.2	124	21	5.9	7,191	2,394	3.0	500	84	6.0
262	Khulna RWH	Fakirhat	51,200	9,341	5.5	207,520	6,896	30.1	76	2	38.0	1,558	484	3.2	0	22	0.0
263	Khulna RWH	Kachua	31,385	5,377	5.8	84,430	4,447	19.0	51	6	8.5	1,727	462	3.7	0	11	0.0
264	Khulna RWH	Kalaroa	155,700	22,022	7.1	189,055	7,928	23.8	119	3	39.7	3,014	1,010	3.0	100	29	3.4
265	Khulna RWH	Kaliganj	122,700	24,784	5.0	249,690	19,748	12.6	60	4	15.0	3,955	1,305	3.0	250	44	5.7
266	Khulna RWH	Khulna Sadar	361,008	64,272	5.6	820,915	21,416	38.3	259	150	1.7	17,528	3,529	5.0	410	24	17.1
267	Khulna RWH	Koyra	894,900	13,222	67.7	229,165	18,566	12.3	95	17	5.6	1,904	618	3.1	300	53	5.7
268	Khulna RWH	Mollahat	79,251	9,323	8.5	256,495	9,490	27.0	37	3	12.3	2,446	449	5.4	200	16	12.5
269	Khulna RWH	Mongla	54,164	11,618	4.7	86,438	7,905	10.9	51	9	5.7	4,570	870	5.3	200	13	15.4
270	Khulna RWH	Morrelganj	110,400	13,532	8.2	712,325	14,853	48.0	214	55	3.9	8,646	1,433	6.0	200	88	2.3
271	Khulna RWH	Paikgachha	389,400	13,539	28.8	326,115	17,557	18.6	68	9	7.6	3,206	924	3.5	200	63	3.2
272	Khulna RWH	Phultala	1,001,700	11,408	87.8	598,775	4,545	131.7	80	24	3.3	1,610	508	3.2	200	52	3.8
273	Khulna RWH	Rampal	53,900	12,740	4.2	55,945	9,273	6.0	110	4	27.5	950	429	2.2	200	28	7.1
274	Khulna RWH	Rupsa	50,400	13,466	3.7	63,285	9,216	6.9	135	10	13.5	1,631	438	3.7	100	33	3.0
275	Khulna RWH	Sarankhola	39,700	7,571	5.2	160,470	6,052	26.5	30	4	7.5	2,750	897	3.1	0	43	0.0

SL	Warehouse Name	Upazila Name	Condom			Shukhi			IUD			Injectables			Implant		
			CBL	AMD	MOS	CBL	AMD	MOS	CBL	AMD	MOS	CBL	AMD	MOS	CBL	AMD	MOS
276	Khulna RWH	Satkhira Sadar	90,000	41,893	2.1	113,005	17,578	6.4	87	16	5.4	9,028	3,483	2.6	200	47	4.3
277	Khulna RWH	Shyamnagar	92,300	18,852	4.9	224,105	21,471	10.4	103	13	7.9	3,458	937	3.7	400	67	6.0
278	Khulna RWH	Tala	128,604	17,506	7.3	357,285	16,292	21.9	203	45	4.5	7,299	2,031	3.6	250	34	7.4
279	Khulna RWH	Terokhada	57,400	14,824	3.9	349,060	7,152	48.8	38	3	12.7	1,583	350	4.5	200	21	9.5
280	Kushtia RWH	Alamdanga	21,700	15,415	1.4	28,430	13,982	2.0	23	10	2.3	3,700	1,937	1.9	100	55	1.8
281	Kushtia RWH	Bheramara	29,352	14,815	2.0	24,690	8,106	3.0	19	3	6.3	2,079	1,011	2.1	300	27	11.1
282	Kushtia RWH	Chuadanga Sadar	44,100	24,371	1.8	21,063	9,724	2.2	45	19	2.4	5,380	2,750	2.0	100	35	2.9
283	Kushtia RWH	Damurhuda	32,564	18,462	1.8	23,366	10,669	2.2	29	13	2.2	4,655	2,732	1.7	150	46	3.3
284	Kushtia RWH	Daulatpur	82,000	41,017	2.0	46,620	20,323	2.3	12	2	6.0	6,562	3,492	1.9	400	23	17.4
285	Kushtia RWH	Gangni	49,812	21,845	2.3	23,485	10,478	2.2	38	7	5.4	9,051	4,095	2.2	100	19	5.3
286	Kushtia RWH	Jiban Nagar	12,900	5,562	2.3	14,410	5,738	2.5	136	15	9.1	2,168	1,182	1.8	200	56	3.6
287	Kushtia RWH	Khoksa	31,200	15,203	2.1	21,795	8,383	2.6	30	1	30.0	780	348	2.2	100	16	6.3
288	Kushtia RWH	Kumarkhali	48,274	22,850	2.1	36,183	10,220	3.5	94	6	15.7	2,700	1,244	2.2	250	60	4.2
289	Kushtia RWH	Kushtia Sadar	76,500	43,001	1.8	52,470	24,481	2.1	53	29	1.8	9,177	4,349	2.1	110	75	1.5
290	Kushtia RWH	Meherpur Sadar	50,628	25,000	2.0	24,750	7,750	3.2	43	9	4.8	5,088	2,654	1.9	130	20	6.5
291	Kushtia RWH	Mirpur	59,000	26,892	2.2	48,600	14,960	3.2	11	3	3.7	3,955	1,871	2.1	400	27	14.8
292	Kushtia RWH	Mujib Nagar	16,252	7,087	2.3	8,540	2,106	4.1	14	4	3.5	1,823	876	2.1	50	10	5.0
293	Mymensingh RWH	Atpara	68,070	5,518	12.3	127,865	7,554	16.9	153	3	51.0	1,324	674	2.0	200	35	5.7
294	Mymensingh RWH	Austagram	67,200	12,360	5.4	34,510	9,392	3.7	170	18	9.4	2,585	1,075	2.4	300	13	23.1
295	Mymensingh RWH	Bajitpur	95,236	15,365	6.2	67,860	12,691	5.3	43	9	4.8	1,761	676	2.6	200	18	11.1
296	Mymensingh RWH	Barhatta	69,568	10,216	6.8	27,322	13,195	2.1	138	2	69.0	4,254	1,426	3.0	400	55	7.3
297	Mymensingh RWH	Bhairab	82,470	22,238	3.7	82,260	12,119	6.8	116	16	7.3	3,361	1,412	2.4	100	83	1.2
298	Mymensingh RWH	Bhaluka	243,900	32,697	7.5	49,440	25,445	1.9	150	57	2.6	3,786	1,667	2.3	200	48	4.2
299	Mymensingh RWH	Dharampasha	75,700	17,991	4.2	128,050	15,790	8.1	168	15	11.2	4,059	1,594	2.5	400	166	2.4
300	Mymensingh RWH	Dhobaura	72,000	11,996	6.0	88,955	12,174	7.3	201	6	33.5	2,550	1,179	2.2	200	32	6.3



SL	Warehouse Name	Upazila Name	Condom			Shukhi			IUD			Injectables			Implant		
			CBL	AMD	MOS	CBL	AMD	MOS	CBL	AMD	MOS	CBL	AMD	MOS	CBL	AMD	MOS
301	Mymensingh RWH	Durgapur	83,200	19,623	4.2	33,600	15,475	2.2	196	3	65.3	5,356	2,328	2.3	300	41	7.3
302	Mymensingh RWH	Fulbaria	95,100	21,599	4.4	51,960	34,941	1.5	184	43	4.3	3,277	1,327	2.5	200	38	5.3
303	Mymensingh RWH	Gaffargaon	101,928	29,229	3.5	49,280	22,737	2.2	124	17	7.3	4,431	2,041	2.2	200	66	3.0
304	Mymensingh RWH	Gauripur	84,084	11,223	7.5	223,280	19,320	11.6	167	14	11.9	3,747	1,670	2.2	200	37	5.4
305	Mymensingh RWH	Haluaghat	84,400	12,889	6.5	165,220	20,459	8.1	90	16	5.6	3,124	1,345	2.3	300	45	6.7
306	Mymensingh RWH	Hossainpur	80,590	8,989	9.0	201,680	8,238	24.5	170	14	12.1	2,256	843	2.7	100	63	1.6
307	Mymensingh RWH	Ishwarganj	73,632	16,808	4.4	54,240	37,949	1.4	119	5	23.8	4,162	1,910	2.2	200	41	4.9
308	Mymensingh RWH	Itna	28,664	6,490	4.4	13,655	7,734	1.8	141	2	70.5	1,001	223	4.5	200	31	6.5
309	Mymensingh RWH	Kalmakanda	73,440	23,666	3.1	71,935	22,001	3.3	45	6	7.5	2,346	1,152	2.0	140	36	3.9
310	Mymensingh RWH	Karimganj	88,980	12,233	7.3	146,115	15,653	9.3	126	12	10.5	1,857	795	2.3	300	96	3.1
311	Mymensingh RWH	Katiadi	89,640	14,040	6.4	113,288	12,160	9.3	89	25	3.6	2,428	1,275	1.9	100	65	1.5
312	Mymensingh RWH	Kendua	70,736	14,562	4.9	59,430	23,262	2.6	156	7	22.3	2,594	1,247	2.1	26	98	0.3
313	Mymensingh RWH	Khaliajuri	41,200	6,085	6.8	8,170	5,758	1.4	100	2	50.0	842	376	2.2	200	39	5.1
314	Mymensingh RWH	Kishoreganj Sadar	55,176	26,758	2.1	33,380	15,881	2.1	328	72	4.6	4,239	2,048	2.1	300	71	4.2
315	Mymensingh RWH	Kuliar Char	92,700	9,594	9.7	134,480	8,478	15.9	40	8	5.0	1,597	742	2.2	200	49	4.1
316	Mymensingh RWH	Madan	59,968	9,958	6.0	19,900	10,779	1.8	215	6	35.8	1,487	657	2.3	342	57	6.0
317	Mymensingh RWH	Mithamain	45,072	8,836	5.1	18,640	6,722	2.8	49	5	9.8	582	238	2.4	200	30	6.7
318	Mymensingh RWH	Mohanganj	58,050	7,343	7.9	26,110	10,633	2.5	111	10	11.1	2,246	978	2.3	300	51	5.9
319	Mymensingh RWH	Muktagachha	83,712	23,332	3.6	52,360	28,576	1.8	57	12	4.8	4,290	1,985	2.2	250	53	4.7
320	Mymensingh RWH	Mymensingh Sadar	128,660	45,929	2.8	24,120	40,256	0.6	83	67	1.2	6,496	3,291	2.0	430	99	4.3
321	Mymensingh RWH	Nandail	88,486	13,865	6.4	44,480	40,819	1.1	105	19	5.5	5,163	2,371	2.2	250	45	5.6
322	Mymensingh RWH	Netrakona Sadar	47,071	18,499	2.5	51,120	23,944	2.1	138	6	23.0	4,744	2,411	2.0	400	66	6.1
323	Mymensingh RWH	Nikli	58,716	6,488	9.0	40,535	5,374	7.5	80	26	3.1	881	547	1.6	150	38	3.9
324	Mymensingh RWH	Pakundia	88,440	9,125	9.7	36,260	9,342	3.9	164	16	10.3	1,793	684	2.6	100	83	1.2
325	Mymensingh RWH	Phulpur	121,200	18,936	6.4	62,850	36,798	1.7	160	50	3.2	5,687	2,514	2.3	200	126	1.6

SL	Warehouse Name	Upazila Name	Condom			Shukhi			IUD			Injectables			Implant		
			CBL	AMD	MOS	CBL	AMD	MOS	CBL	AMD	MOS	CBL	AMD	MOS	CBL	AMD	MOS
326	Mymensingh RWH	Purbadhala	86,349	12,315	7.0	54,854	18,967	2.9	147	7	21.0	3,892	1,962	2.0	305	73	4.2
327	Mymensingh RWH	Tarail	73,832	11,961	6.2	49,620	9,483	5.2	147	23	6.4	1,366	636	2.1	250	49	5.1
328	Mymensingh RWH	Trishal	84,600	27,592	3.1	34,260	34,269	1.0	120	23	5.2	4,269	1,653	2.6	250	48	5.2
329	Noakhali RWH	Begumganj	13,100	19,408	0.7	13,480	12,295	1.1	170	76	2.2	981	1,609	0.6	10	127	0.1
330	Noakhali RWH	Chatkhil	12,000	3,937	3.0	8,829	3,629	2.4	53	20	2.7	2,176	814	2.7	1	42	0.0
331	Noakhali RWH	Chhagalnaiya	18,800	7,320	2.6	8,490	6,937	1.2	130	13	10.0	2,182	1,065	2.0	110	30	3.7
332	Noakhali RWH	Companiganj	22,112	7,964	2.8	10,635	6,169	1.7	61	15	4.1	2,590	1,281	2.0	50	52	1.0
333	Noakhali RWH	Daganbhuiyan	24,096	12,371	1.9	10,140	5,602	1.8	57	14	4.1	1,929	900	2.1	100	21	4.8
334	Noakhali RWH	Feni Sadar	50,300	33,614	1.5	21,999	14,494	1.5	370	155	2.4	6,785	3,528	1.9	645	156	4.1
335	Noakhali RWH	Fulgazi	13,572	5,237	2.6	7,440	3,144	2.4	103	15	6.9	1,199	417	2.9	150	15	10.0
336	Noakhali RWH	Hatiya	22,136	18,140	1.2	10,784	17,809	0.6	169	81	2.1	978	2,976	0.3	0	185	0.0
337	Noakhali RWH	Kabirhat	25,566	7,146	3.6	13,435	5,573	2.4	85	10	8.5	3,350	1,234	2.7	5	44	0.1
338	Noakhali RWH	Kamalnagar	19,356	6,373	3.0	13,389	5,731	2.3	157	54	2.9	7,281	3,630	2.0	105	71	1.5
339	Noakhali RWH	Lakshimpur Sadar	7,880	13,227	0.6	6,615	11,785	0.6	145	42	3.5	11,476	5,862	2.0	300	79	3.8
340	Noakhali RWH	Noakhali Sadar	32,388	23,294	1.4	16,860	11,481	1.5	140	70	2.0	5,926	2,778	2.1	100	123	0.8
341	Noakhali RWH	Parshuram	21,607	3,801	5.7	10,720	3,156	3.4	50	16	3.1	2,009	347	5.8	200	22	9.1
342	Noakhali RWH	Ramganj	26,096	6,169	4.2	23,150	4,662	5.0	61	14	4.4	3,197	1,360	2.4	200	39	5.1
343	Noakhali RWH	Ramgati	50,251	3,569	14.1	8,742	5,296	1.7	58	22	2.6	7,705	3,337	2.3	0	51	0.0
344	Noakhali RWH	Roypur	16,472	3,373	4.9	12,915	7,093	1.8	177	41	4.3	4,144	1,233	3.4	200	34	5.9
345	Noakhali RWH	Senbagh	20,900	8,068	2.6	7,155	6,449	1.1	86	26	3.3	3,297	1,363	2.4	100	51	2.0
346	Noakhali RWH	Sonagazi	28,020	10,048	2.8	18,900	8,042	2.4	80	27	3.0	4,322	2,277	1.9	200	44	4.5
347	Noakhali RWH	Sonaimuri	22,200	7,980	2.8	9,650	5,563	1.7	108	17	6.4	3,141	1,613	1.9	101	59	1.7
348	Noakhali RWH	Subarnachar	24,200	10,678	2.3	11,805	7,410	1.6	50	12	4.2	2,363	1,238	1.9	300	89	3.4
349	Pabna RWH	Atgharia	48,124	10,966	4.4	27,645	9,537	2.9	140	9	15.6	3,402	505	6.7	50	22	2.3
350	Pabna RWH	Belkuchi	183,200	43,883	4.2	34,695	21,216	1.6	176	8	22.0	8,871	2,022	4.4	150	22	6.8

SL	Warehouse Name	Upazila Name	Condom			Shukhi			IUD			Injectables			Implant		
			CBL	AMD	MOS	CBL	AMD	MOS	CBL	AMD	MOS	CBL	AMD	MOS	CBL	AMD	MOS
351	Pabna RWH	Bera	370,400	9,847	37.6	172,330	12,186	14.1	199	63	3.2	4,756	1,300	3.7	205	23	8.9
352	Pabna RWH	Bhangura	173,836	8,102	21.5	115,230	5,042	22.9	119	5	23.8	1,957	176	11.1	110	23	4.8
353	Pabna RWH	Chatmohar	181,620	31,398	5.8	58,035	26,897	2.2	265	25	10.6	5,217	1,408	3.7	100	38	2.6
354	Pabna RWH	Faridpur	183,496	7,524	24.4	92,645	6,341	14.6	100	11	9.1	3,846	929	4.1	200	32	6.3
355	Pabna RWH	Ishwardi	89,604	26,741	3.4	87,322	16,151	5.4	174	15	11.6	4,599	1,124	4.1	300	57	5.3
356	Pabna RWH	Kamarkhanda	78,394	12,589	6.2	41,400	8,874	4.7	85	21	4.0	5,116	956	5.4	100	22	4.5
357	Pabna RWH	Kazipur	102,700	32,976	3.1	71,519	15,587	4.6	255	90	2.8	12,540	2,523	5.0	150	84	1.8
358	Pabna RWH	Pabna Sadar	85,844	33,164	2.6	34,680	23,693	1.5	249	80	3.1	12,255	4,209	2.9	300	65	4.6
359	Pabna RWH	Royganj	130,000	19,686	6.6	47,760	22,117	2.2	161	23	7.0	6,706	1,543	4.3	150	12	12.5
360	Pabna RWH	Santhia	115,100	25,686	4.5	15,050	20,027	0.8	102	17	6.0	7,200	3,385	2.1	105	32	3.3
361	Pabna RWH	Shahjadpur	270,572	31,300	8.6	131,025	20,817	6.3	400	108	3.7	11,001	3,765	2.9	370	143	2.6
362	Pabna RWH	Sirajganj Sadar	97,500	48,747	2.0	42,600	24,875	1.7	210	49	4.3	14,390	4,359	3.3	300	45	6.7
363	Pabna RWH	Sujanagar	315,168	13,175	23.9	114,435	10,552	10.8	214	19	11.3	6,032	1,624	3.7	300	47	6.4
364	Pabna RWH	Tarash	198,600	16,481	12.1	40,590	15,697	2.6	214	46	4.7	5,322	1,217	4.4	150	30	5.0
365	Pabna RWH	Ullah Para	154,100	65,848	2.3	58,020	36,057	1.6	283	136	2.1	9,398	6,672	1.4	150	25	6.0
366	Patuakhali RWH	Amtali	22,328	10,405	2.1	27,775	16,826	1.7	106	6	17.7	3,596	1,774	2.0	150	131	1.1
367	Patuakhali RWH	Bamna	6,900	3,565	1.9	13,080	4,576	2.9	14	6	2.3	583	198	2.9	100	64	1.6
368	Patuakhali RWH	Barguna Sadar	18,500	8,708	2.1	26,595	12,842	2.1	180	32	5.6	5,450	3,210	1.7	350	85	4.1
369	Patuakhali RWH	Bauphal	18,600	8,191	2.3	35,040	14,562	2.4	170	37	4.6	4,320	2,048	2.1	200	75	2.7
370	Patuakhali RWH	Betagi	24,600	4,426	5.6	15,640	4,928	3.2	25	9	2.8	1,345	646	2.1	50	32	1.6
371	Patuakhali RWH	Dashmina	8,614	4,085	2.1	17,060	6,672	2.6	66	12	5.5	1,814	910	2.0	300	86	3.5
372	Patuakhali RWH	Dumki	10,716	3,552	3.0	8,355	2,916	2.9	115	7	16.4	794	399	2.0	0	24	0.0
373	Patuakhali RWH	Galachipa	28,208	14,598	1.9	31,150	22,037	1.4	83	36	2.3	7,597	4,020	1.9	50	162	0.3
374	Patuakhali RWH	Kalapara	19,839	12,018	1.7	31,880	15,783	2.0	107	29	3.7	5,912	3,120	1.9	150	73	2.1
375	Patuakhali RWH	Mirzaganj	24,844	5,926	4.2	23,155	6,430	3.6	20	8	2.5	1,202	587	2.0	150	28	5.4

SL	Warehouse Name	Upazila Name	Condom			Shukhi			IUD			Injectables			Implant		
			CBL	AMD	MOS	CBL	AMD	MOS	CBL	AMD	MOS	CBL	AMD	MOS	CBL	AMD	MOS
376	Patuakhali RWH	Patharghata	16,368	6,582	2.5	22,175	8,802	2.5	102	12	8.5	2,514	1,250	2.0	200	66	3.0
377	Patuakhali RWH	Patuakhali Sadar	31,716	15,282	2.1	35,363	14,645	2.4	245	83	3.0	6,916	3,152	2.2	100	124	0.8
378	Rajshahi RWH	Bagatipara	40,164	17,647	2.3	42,690	6,398	6.7	67	4	16.8	730	329	2.2	150	40	3.8
379	Rajshahi RWH	Bagha	59,700	26,019	2.3	33,535	8,850	3.8	69	4	17.3	2,956	1,423	2.1	100	29	3.4
380	Rajshahi RWH	Baghmara	118,100	39,942	3.0	23,300	23,067	1.0	102	31	3.3	3,444	1,875	1.8	200	50	4.0
381	Rajshahi RWH	Baraigram	76,200	14,797	5.1	41,100	9,794	4.2	46	18	2.6	2,180	1,184	1.8	40	48	0.8
382	Rajshahi RWH	Bholahat	24,888	7,438	3.3	19,515	4,913	4.0	50	2	25.0	1,013	499	2.0	50	22	2.3
383	Rajshahi RWH	Boalia	105,908	46,450	2.3	16,211	5,175	3.1	88	19	4.6	2,755	1,653	1.7	360	68	5.3
384	Rajshahi RWH	Chapai Nababganj Sadar	102,900	41,203	2.5	41,280	14,917	2.8	95	45	2.1	4,973	2,498	2.0	50	33	1.5
385	Rajshahi RWH	Charghat	53,400	22,953	2.3	36,225	10,337	3.5	30	12	2.5	1,250	527	2.4	50	59	0.8
386	Rajshahi RWH	Durgapur	41,892	18,349	2.3	49,490	7,435	6.7	78	3	26.0	777	316	2.5	50	26	1.9
387	Rajshahi RWH	Godagari	148,500	40,761	3.6	67,500	16,855	4.0	47	7	6.7	5,491	2,334	2.4	200	49	4.1
388	Rajshahi RWH	Gomastapur	60,300	26,744	2.3	16,452	11,353	1.4	118	13	9.1	1,741	822	2.1	102	20	5.1
389	Rajshahi RWH	Gurudaspur	105,588	30,859	3.4	48,705	15,866	3.1	104	3	34.7	3,455	1,410	2.5	200	53	3.8
390	Rajshahi RWH	Lalpur	78,459	18,489	4.2	48,205	14,382	3.4	27	9	3.0	2,924	1,398	2.1	15	60	0.3
391	Rajshahi RWH	Mohanpur	48,658	14,014	3.5	21,185	5,257	4.0	33	2	16.5	2,322	1,022	2.3	200	33	6.1
392	Rajshahi RWH	Nachole	28,200	11,652	2.4	15,360	4,856	3.2	54	3	18.0	1,375	679	2.0	110	16	6.9
393	Rajshahi RWH	Natore Sadar	125,988	33,146	3.8	59,600	14,808	4.0	76	21	3.6	2,607	1,123	2.3	130	117	1.1
394	Rajshahi RWH	Paba	72,600	44,904	1.6	59,550	9,419	6.3	56	2	28.0	6,173	3,108	2.0	110	21	5.2
395	Rajshahi RWH	Puthia	84,699	28,221	3.0	28,630	12,639	2.3	77	8	9.6	1,135	965	1.2	200	36	5.6
396	Rajshahi RWH	Shibganj	118,800	47,059	2.5	70,080	19,086	3.7	140	8	17.5	3,300	1,699	1.9	200	45	4.4
397	Rajshahi RWH	Singra	86,194	21,372	4.0	68,060	15,374	4.4	10	19	0.5	2,234	1,141	2.0	50	114	0.4
398	Rajshahi RWH	Tanore	62,700	21,240	3.0	42,720	13,909	3.1	92	6	15.3	1,515	843	1.8	270	82	3.3
399	Rangamati RWH	Baghaichhari	34,944	9,179	3.8	20,640	6,108	3.4	130	3	43.3	2,636	326	8.1	70	18	3.9
400	Rangamati RWH	Barkal	42,900	3,673	11.7	38,405	3,375	11.4	63	2	31.5	3,188	312	10.2	122	6	20.3

SL	Warehouse Name	Upazila Name	Condom			Shukhi			IUD			Injectables			Implant		
			CBL	AMD	MOS	CBL	AMD	MOS	CBL	AMD	MOS	CBL	AMD	MOS	CBL	AMD	MOS
401	Rangamati RWH	Belai Chhari	17,961	1,540	11.7	8,778	2,432	3.6	49	1	49.0	1,169	117	10.0	120	25	4.8
402	Rangamati RWH	Jurai Chhari	14,448	2,029	7.1	8,120	2,145	3.8	21	3	7.0	367	167	2.2	100	18	5.6
403	Rangamati RWH	Kaptai	15,600	4,970	3.1	8,310	2,576	3.2	33	3	11.0	996	353	2.8	20	27	0.7
404	Rangamati RWH	Kawkhali (betbunia)	20,552	2,284	9.0	9,775	2,317	4.2	32	8	4.0	245	376	0.7	52	32	1.6
405	Rangamati RWH	Langadu	21,552	4,232	5.1	15,473	3,352	4.6	61	10	6.1	869	487	1.8	100	27	3.7
406	Rangamati RWH	Naniarchar	39,804	4,492	8.9	18,315	4,013	4.6	50	2	25.0	1,191	272	4.4	70	18	3.9
407	Rangamati RWH	Rajasthali	15,440	915	16.9	8,525	1,255	6.8	60	2	30.0	660	76	8.7	50	11	4.5
408	Rangamati RWH	Rangamati Sadar	49,264	8,640	5.7	22,990	7,023	3.3	400	58	6.9	3,000	620	4.8	320	40	8.0
409	Rangpur RWH	Aditmari	299,200	12,472	24.0	387,813	15,694	24.7	219	95	2.3	7,060	3,115	2.3	200	71	2.8
410	Rangpur RWH	Badarganj	196,488	11,786	16.7	266,471	19,208	13.9	115	30	3.8	4,040	2,108	1.9	500	70	7.1
411	Rangpur RWH	Bhurungamari	210,429	14,363	14.7	537,957	17,002	31.6	73	31	2.4	7,900	3,630	2.2	150	36	4.2
412	Rangpur RWH	Chilmari	218,408	12,857	17.0	330,350	8,636	38.3	39	15	2.6	3,169	1,069	3.0	50	65	0.8
413	Rangpur RWH	Dimla	263,352	6,747	39.0	443,000	19,257	23.0	86	38	2.3	3,998	1,869	2.1	650	71	9.2
414	Rangpur RWH	Domar	137,340	6,799	20.2	266,447	13,619	19.6	37	9	4.1	5,034	2,032	2.5	5	33	0.2
415	Rangpur RWH	Fulchhari	54,788	15,792	3.5	37,970	8,927	4.3	76	26	2.9	6,144	2,422	2.5	100	33	3.0
416	Rangpur RWH	Gaibandha Sadar	37,886	17,592	2.2	45,769	21,588	2.1	49	16	3.1	8,680	3,843	2.3	200	103	1.9
417	Rangpur RWH	Gangachara	183,040	15,405	11.9	173,240	18,487	9.4	132	46	2.9	8,482	4,183	2.0	200	51	3.9
418	Rangpur RWH	Gobindaganj	576,936	36,834	15.7	188,430	29,881	6.3	68	15	4.5	8,675	3,147	2.8	64	58	1.1
419	Rangpur RWH	Hatibandha	250,312	9,146	27.4	341,530	10,332	33.1	82	28	2.9	4,375	2,089	2.1	350	77	4.5
420	Rangpur RWH	Jaldhaka	223,188	14,287	15.6	206,083	23,947	8.6	97	28	3.5	8,223	3,794	2.2	0	63	0.0
421	Rangpur RWH	Kaliganj	282,044	6,146	45.9	352,455	11,437	30.8	156	56	2.8	3,470	1,501	2.3	200	58	3.4
422	Rangpur RWH	Kaunia	146,300	10,539	13.9	628,795	9,857	63.8	21	13	1.6	6,565	2,897	2.3	0	49	0.0
423	Rangpur RWH	Kishoreganj	284,100	5,137	55.3	431,400	15,968	27.0	145	36	4.0	2,750	1,544	1.8	250	85	2.9
424	Rangpur RWH	Kurigram Sadar	28,856	11,298	2.6	45,025	10,850	4.1	84	30	2.8	6,222	2,738	2.3	200	46	4.3
425	Rangpur RWH	Lalmonirhat Sadar	28,568	9,755	2.9	59,520	14,954	4.0	59	15	3.9	5,864	3,133	1.9	200	56	3.6

SL	Warehouse Name	Upazila Name	Condom			Shukhi			IUD			Injectables			Implant		
			CBL	AMD	MOS	CBL	AMD	MOS	CBL	AMD	MOS	CBL	AMD	MOS	CBL	AMD	MOS
426	Rangpur RWH	Mitha Pukur	195,900	16,911	11.6	391,725	19,250	20.3	35	3	11.7	4,981	2,412	2.1	200	38	5.3
427	Rangpur RWH	Nageshwari	185,799	14,053	13.2	458,095	28,454	16.1	69	27	2.6	10,685	4,745	2.3	310	52	6.0
428	Rangpur RWH	Nilphamari Sadar	26,075	9,668	2.7	13,600	26,599	0.5	129	40	3.2	6,318	3,147	2.0	250	56	4.5
429	Rangpur RWH	Palashbari	21,004	9,223	2.3	34,215	14,339	2.4	34	6	5.7	4,522	2,110	2.1	100	52	1.9
430	Rangpur RWH	Patgram	227,256	5,975	38.0	266,880	12,072	22.1	31	9	3.4	4,497	2,121	2.1	150	25	6.0
431	Rangpur RWH	Phulbari	282,700	6,066	46.6	257,930	13,219	19.5	198	75	2.6	5,490	2,724	2.0	150	44	3.4
432	Rangpur RWH	Pirgachha	41,400	11,212	3.7	77,020	13,419	5.7	120	66	1.8	5,600	2,741	2.0	100	59	1.7
433	Rangpur RWH	Pirganj	310,948	18,977	16.4	163,340	26,980	6.1	108	39	2.8	4,600	2,226	2.1	100	67	1.5
434	Rangpur RWH	Rajarhat	22,108	7,311	3.0	49,825	11,406	4.4	86	29	3.0	3,357	2,128	1.6	150	44	3.4
435	Rangpur RWH	Rangpur Sadar	57,600	28,049	2.1	44,880	26,842	1.7	92	36	2.6	7,468	3,342	2.2	200	132	1.5
436	Rangpur RWH	Sadullapur	52,944	13,951	3.8	138,280	18,997	7.3	101	49	2.1	7,192	3,098	2.3	50	66	0.8
437	Rangpur RWH	Saghata	23,912	10,383	2.3	36,110	18,946	1.9	42	16	2.6	3,428	1,642	2.1	50	31	1.6
438	Rangpur RWH	Saidpur	29,402	12,058	2.4	48,855	9,817	5.0	15	6	2.5	3,226	1,443	2.2	100	39	2.6
439	Rangpur RWH	Sundarganj	77,388	28,949	2.7	196,320	40,426	4.9	208	83	2.5	17,763	8,285	2.1	500	174	2.9
440	Rangpur RWH	Taraganj	272,628	11,520	23.7	585,775	9,438	62.1	14	5	2.8	2,163	1,130	1.9	200	119	1.7
441	Rangpur RWH	Ulipur	137,192	21,494	6.4	185,610	27,714	6.7	49	14	3.5	6,770	3,339	2.0	0	56	0.0
442	Sylhet RWH	Ajmiriganj	45,094	7,418	6.1	17,665	7,188	2.5	55	3	18.3	1,278	543	2.4	0	41	0.0
443	Sylhet RWH	Bahubal	41,880	6,628	6.3	17,462	5,603	3.1	48	5	9.6	779	451	1.7	12	25	0.5
444	Sylhet RWH	Balaganj	69,300	22,986	3.0	41,284	7,697	5.4	194	3	64.7	3,743	1,531	2.4	8	45	0.2
445	Sylhet RWH	Baniachong	94,654	9,720	9.7	59,085	13,379	4.4	20	14	1.4	2,052	797	2.6	50	71	0.7
446	Sylhet RWH	Barlekha	110,204	7,339	15.0	25,050	5,463	4.6	175	2	87.5	1,214	549	2.2	55	44	1.3
447	Sylhet RWH	Beani Bazar	90,662	11,841	7.7	28,645	4,401	6.5	48	8	6.0	968	870	1.1	5	67	0.1
448	Sylhet RWH	Bishwambarpur	82,260	5,837	14.1	26,870	7,221	3.7	33	10	3.3	1,897	883	2.1	54	27	2.0
449	Sylhet RWH	Bishwanath	78,200	10,687	7.3	32,989	4,781	6.9	82	10	8.2	1,374	550	2.5	102	53	1.9
450	Sylhet RWH	Chhatak	68,700	15,187	4.5	31,940	9,828	3.2	167	36	4.6	1,757	722	2.4	100	66	1.5

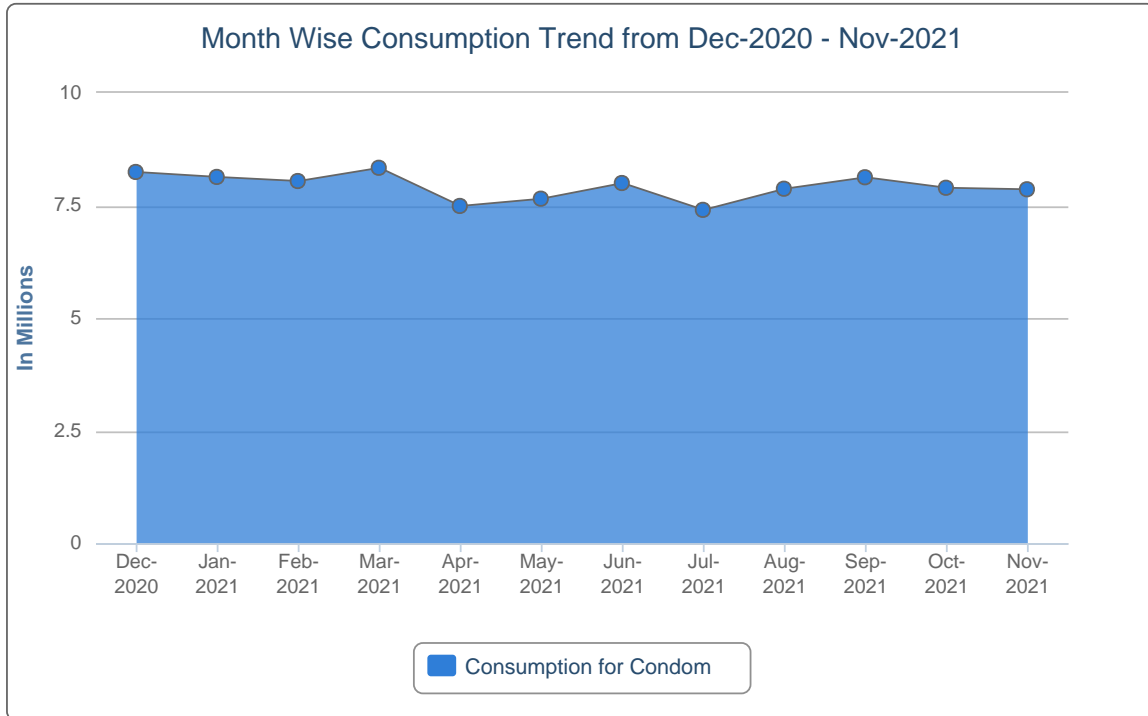


SL	Warehouse Name	Upazila Name	Condom			Shukhi			IUD			Injectables			Implant		
			CBL	AMD	MOS	CBL	AMD	MOS	CBL	AMD	MOS	CBL	AMD	MOS	CBL	AMD	MOS
451	Sylhet RWH	Chunarughat	98,295	9,440	10.4	15,419	11,857	1.3	80	3	26.7	2,038	1,138	1.8	152	39	3.9
452	Sylhet RWH	Companiganj	33,700	12,994	2.6	15,280	7,268	2.1	100	3	33.3	2,720	1,312	2.1	100	32	3.1
453	Sylhet RWH	Dakshin Sunamganj	57,100	8,949	6.4	33,205	6,588	5.0	114	8	14.3	1,802	687	2.6	10	61	0.2
454	Sylhet RWH	Dakshin Surma	90,300	36,109	2.5	29,925	8,914	3.4	90	2	45.0	2,490	1,059	2.4	110	16	6.9
455	Sylhet RWH	Derai	65,272	25,126	2.6	27,720	9,864	2.8	119	19	6.3	1,686	786	2.1	177	59	3.0
456	Sylhet RWH	Dowarabazar	55,084	11,372	4.8	26,280	10,513	2.5	77	3	25.7	1,713	773	2.2	101	74	1.4
457	Sylhet RWH	Fenchuganj	98,800	4,782	20.7	14,405	2,762	5.2	105	7	15.0	940	252	3.7	140	15	9.3
458	Sylhet RWH	Golapganj	59,968	18,223	3.3	27,815	4,864	5.7	106	5	21.2	1,786	684	2.6	100	36	2.8
459	Sylhet RWH	Gowainghat	52,500	18,200	2.9	25,405	10,387	2.4	65	11	5.9	3,746	3,079	1.2	105	48	2.2
460	Sylhet RWH	Habiganj Sadar	80,800	15,769	5.1	24,440	13,810	1.8	240	83	2.9	3,753	1,506	2.5	100	50	2.0
461	Sylhet RWH	Jagannathpur	67,292	11,410	5.9	39,550	6,399	6.2	97	11	8.8	919	399	2.3	210	63	3.3
462	Sylhet RWH	Jaintiapur	62,400	13,995	4.5	26,700	6,720	4.0	134	19	7.1	5,200	2,536	2.1	100	29	3.4
463	Sylhet RWH	Jamalganj	40,168	10,664	3.8	18,580	9,132	2.0	19	4	4.8	2,391	1,098	2.2	150	23	6.5
464	Sylhet RWH	Juri	117,000	6,974	16.8	23,970	5,136	4.7	46	17	2.7	1,359	340	4.0	50	59	0.8
465	Sylhet RWH	Kamalganj	132,800	11,870	11.2	36,860	9,963	3.7	80	22	3.6	2,365	863	2.7	50	59	0.8
466	Sylhet RWH	Kanaighat	63,048	25,774	2.4	13,750	11,567	1.2	70	7	10.0	6,183	2,882	2.1	160	28	5.7
467	Sylhet RWH	Kulaura	166,136	9,432	17.6	30,640	9,072	3.4	38	3	12.7	3,767	2,172	1.7	51	26	2.0
468	Sylhet RWH	Lakhai	58,535	6,013	9.7	23,140	7,391	3.1	98	8	12.3	1,051	449	2.3	45	83	0.5
469	Sylhet RWH	Madhabpur	77,200	8,826	8.7	13,498	13,890	1.0	114	7	16.3	1,911	761	2.5	105	35	3.0
470	Sylhet RWH	Maulvibazar Sadar	108,000	8,780	12.3	41,905	8,224	5.1	62	61	1.0	1,877	814	2.3	100	28	3.6
471	Sylhet RWH	Nabiganj	96,167	7,864	12.2	39,630	11,008	3.6	65	17	3.8	3,310	443	7.5	110	71	1.5
472	Sylhet RWH	Rajnagar	92,400	10,760	8.6	31,270	9,905	3.2	82	4	20.5	2,780	1,148	2.4	100	34	2.9
473	Sylhet RWH	Sreemangal	108,000	13,154	8.2	16,585	12,935	1.3	114	41	2.8	2,549	1,207	2.1	50	80	0.6
474	Sylhet RWH	Sulla	41,868	10,152	4.1	24,590	4,550	5.4	145	3	48.3	1,210	445	2.7	50	30	1.7
475	Sylhet RWH	Sunamganj Sadar	128,092	9,747	13.1	44,880	7,147	6.3	91	30	3.0	3,333	1,041	3.2	117	59	2.0

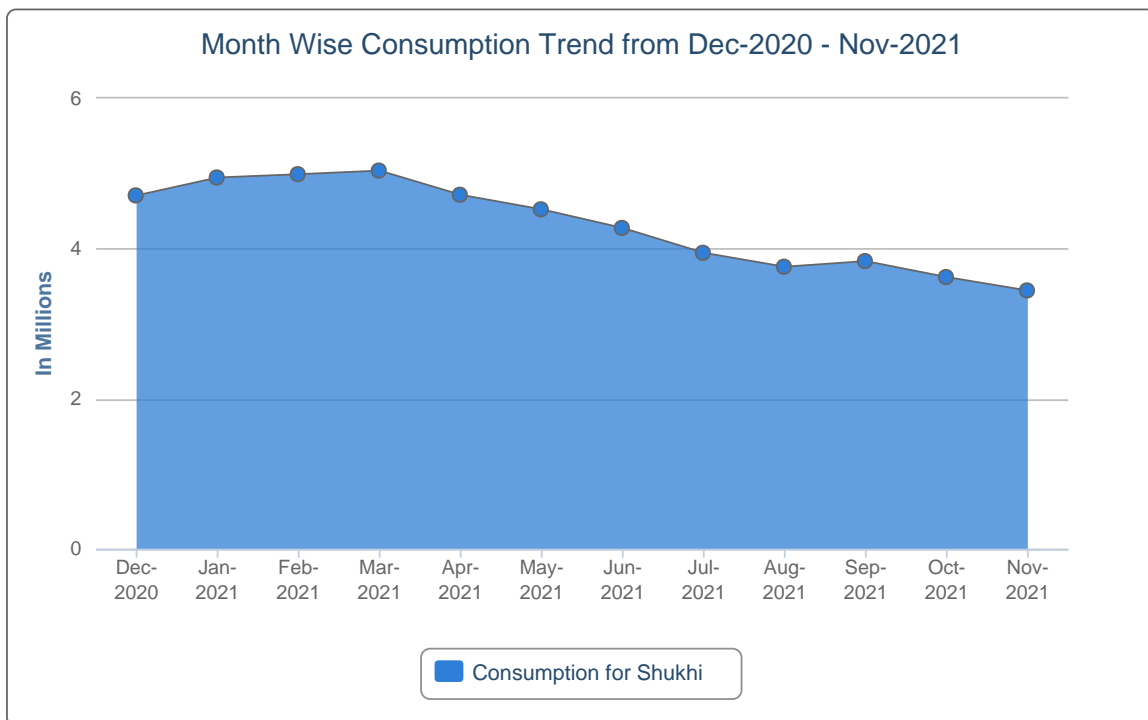
SL	Warehouse Name	Upazila Name	Condom			Shukhi			IUD			Injectables			Implant		
			CBL	AMD	MOS	CBL	AMD	MOS	CBL	AMD	MOS	CBL	AMD	MOS	CBL	AMD	MOS
476	Sylhet RWH	Sylhet Sadar	74,320	66,760	1.1	30,556	29,588	1.0	108	90	1.2	14,608	10,222	1.4	7	137	0.1
477	Sylhet RWH	Tahirpur	94,212	13,122	7.2	32,600	8,898	3.7	79	5	15.8	2,213	910	2.4	50	70	0.7
478	Sylhet RWH	Zakiganj	45,308	20,968	2.2	20,787	7,684	2.7	93	3	31.0	2,553	1,156	2.2	10	91	0.1
479	Tangail RWH	Basail	138,456	5,768	24.0	90,010	5,853	15.4	158	12	13.2	2,565	506	5.1	0	66	0.0
480	Tangail RWH	Bhuapur	116,500	17,052	6.8	64,874	8,848	7.3	246	12	20.5	6,075	1,304	4.7	300	60	5.0
481	Tangail RWH	Chauhali	26,936	15,450	1.7	39,540	6,607	6.0	340	9	37.8	3,465	1,234	2.8	443	22	20.1
482	Tangail RWH	Delduar	123,600	7,684	16.1	108,165	5,924	18.3	230	14	16.4	7,068	498	14.2	200	42	4.8
483	Tangail RWH	Ghatail	299,700	22,107	13.6	36,000	19,049	1.9	420	11	38.2	5,000	2,508	2.0	100	70	1.4
484	Tangail RWH	Gopalpur	112,404	11,402	9.9	108,315	7,447	14.5	183	12	15.3	3,499	997	3.5	100	44	2.3
485	Tangail RWH	Kalihati	314,600	19,890	15.8	46,960	22,499	2.1	83	38	2.2	2,885	4,302	0.7	300	29	10.3
486	Tangail RWH	Madhupur	224,700	16,243	13.8	62,760	19,766	3.2	207	21	9.9	8,307	2,374	3.5	300	55	5.5
487	Tangail RWH	Mirzapur	212,400	23,183	9.2	398,535	21,320	18.7	787	17	46.3	6,416	924	6.9	850	45	18.9
488	Tangail RWH	Nagarpur	144,852	28,009	5.2	49,889	19,185	2.6	295	42	7.0	3,727	1,911	2.0	300	109	2.8
489	Tangail RWH	Sakhipur	189,700	22,123	8.6	61,380	22,406	2.7	50	12	4.2	2,536	882	2.9	300	33	9.1
490	Tangail RWH	Tangail Sadar	104,100	46,467	2.2	47,090	20,310	2.3	572	31	18.5	2,561	2,798	0.9	200	133	1.5

## 7. Month-wise Consumption Trend

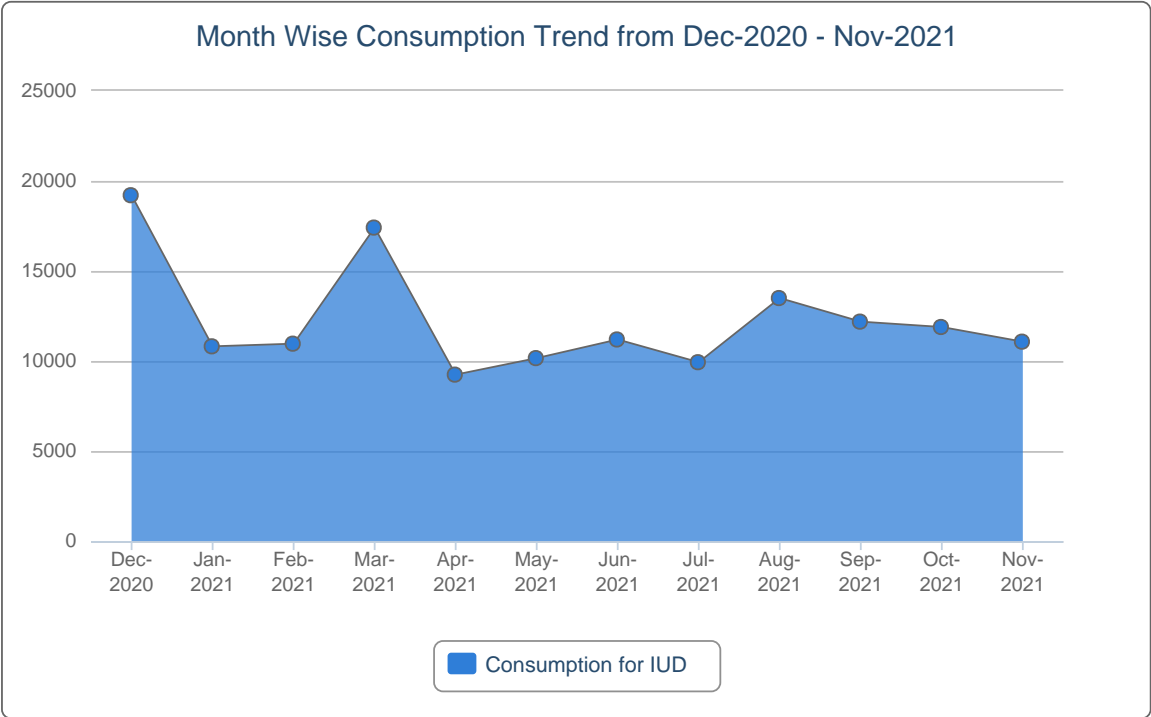
7(a).



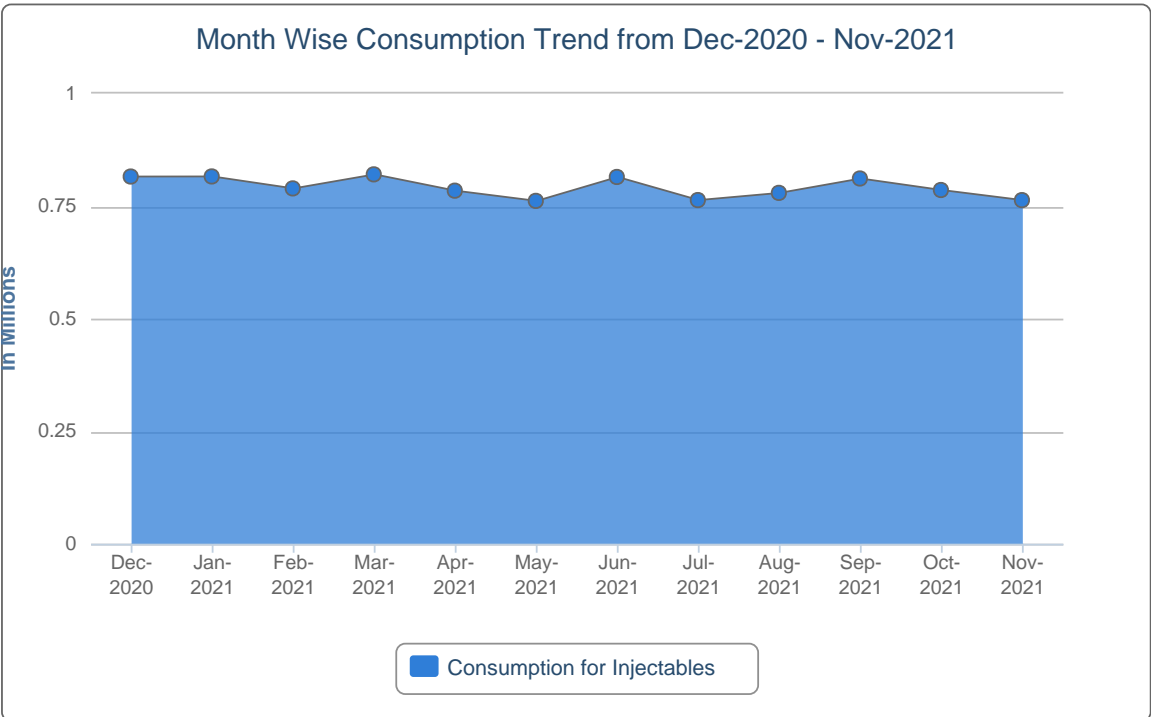
7(b).



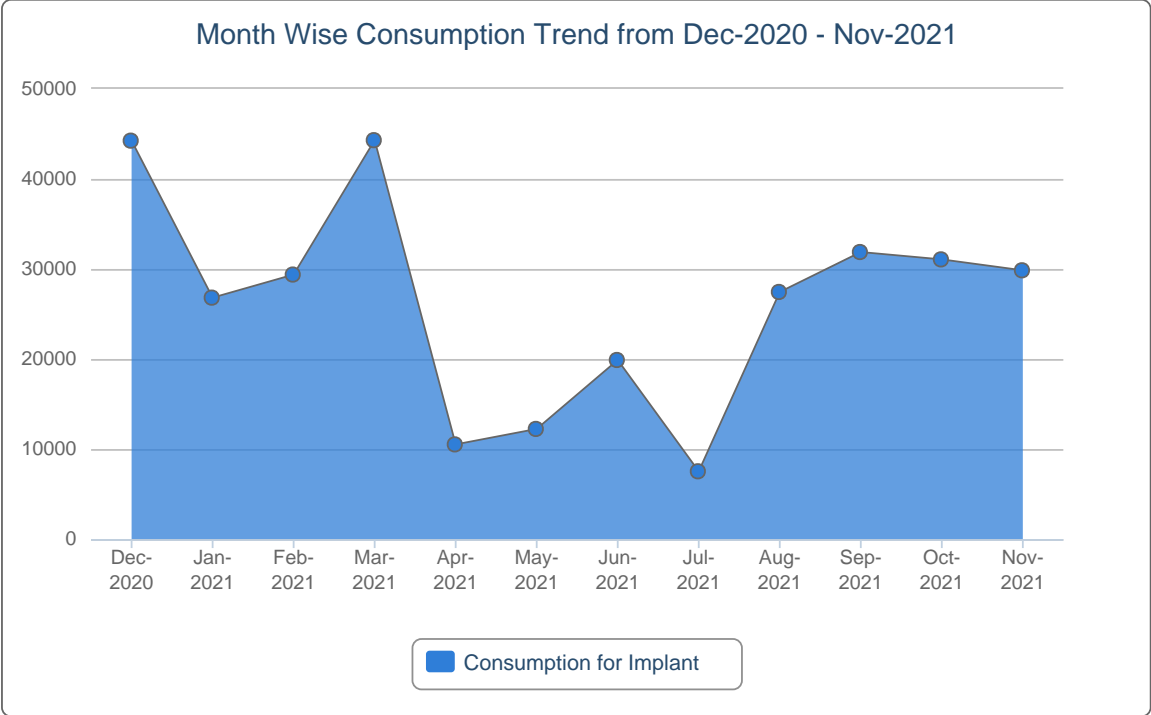
7(c).



7(d).



7(e).



## 8. Report on Upazila and Warehouse Having Stock Out in reported month

SL	Products Name	No of Stockout WH	% of Stockout WH	No of Stockout Upazila Store	% of Stockout Upazila Store	No of Stockout Upazila Field	% of Stockout Upazila Field
1	Condom	0	0%	0	0%	0	0%
2	Oral Pill (Total)	0	0%	0	0%	0	0%
3	IUD	0	0%	0	0%	1	0%
4	Injectables	0	0%	0	0%	0	0%
5	Implant (Total)	0	0%	-	-	0	0%

### List of Stock Out Warehouses

SL	Commodity	Warehouse	Phone
<i>No StockOut in Warehouse</i>			

### List of StockOut Upazilas

SL	Commodity	Warehouse	District	Upazila	Phone
1	IUD	Chattogram RWH	Chattogram	Sandwip, Chattogram	01711029950

“ছেলে হোক, মেয়ে হোক,  
দু’টি সন্তানই যথেষ্ট”

**Management Information System (MIS)**  
**Directorate General of Family Planning (DGFP)**

6, Kawran Bazar, Dhaka- 1215  
Email: dirmis@dgfp.gov.bd, dirls@dgfp.gov.bd  
www.dgfp.gov.bd, www.scmpbd.org

*If you need more information, please visit at <https://www.scmpbd.org>*