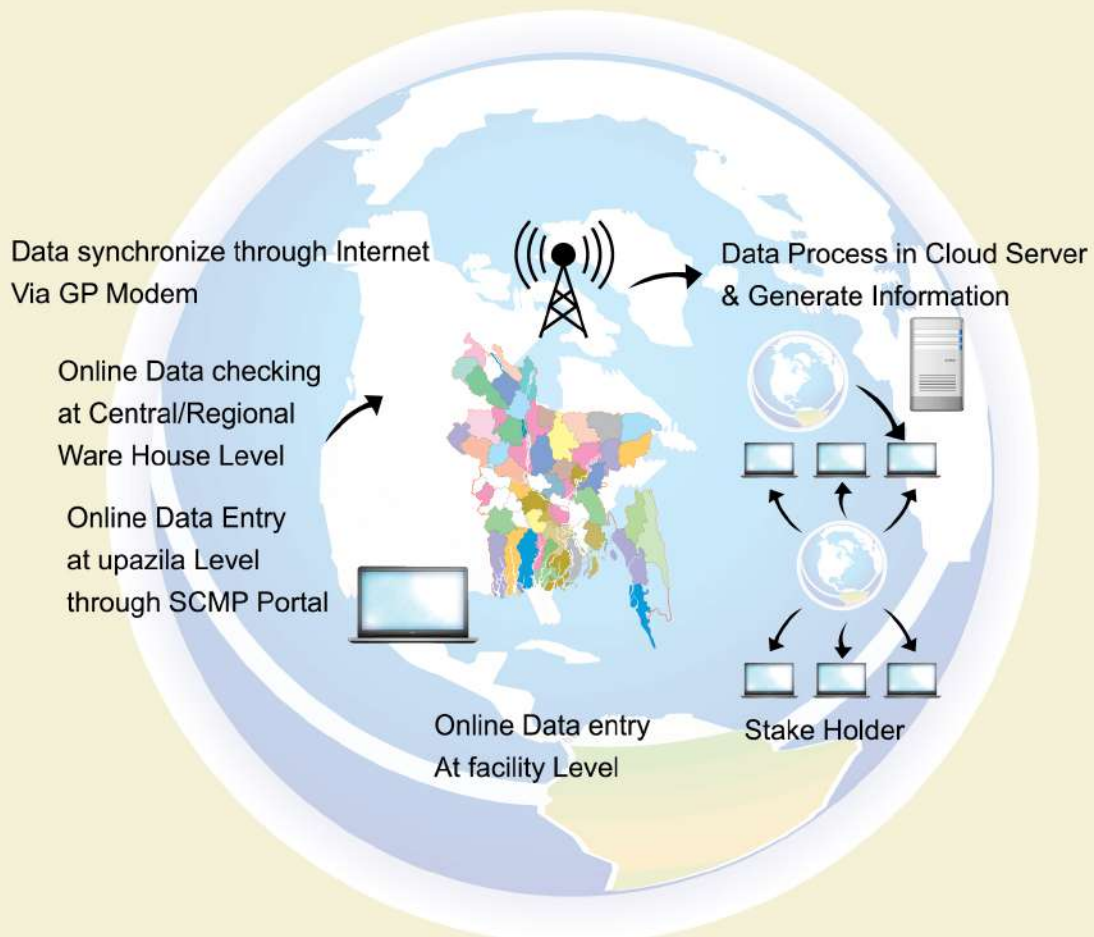




FAMILY PLANNING MONTHLY LOGISTICS REPORT February 2022

Logistics Management Information System (LMIS) Data Flow System



**Management Information System (MIS)
Directorate General of Family Planning (DGFP)**

Government of the People's Republic of Bangladesh
Medical Education and Family Welfare Division
Directorate General of Family Planning
Management Information System (MIS)
6, Kawran Bazar, Dhaka- 1215
www.dgfp.gov.bd


Memo No. 59.11.00000.402.16.002.19.108

Date: 28 March, 2022.

Sub: Family Planning Monthly Logistics Report for the Month of February, 2022.

Family Planning Monthly Logistics Report for the Month of February, 2022 is sent herewith for your kind information & necessary action. This report is prepared on the basis of Form-7 submitted by Warehouses and Form-7B submitted by Upazila Family Planning Offices by using WIMS & UIMS operating tools. It provides useful information on monthly distribution and stock balance of all the major contraceptives of Warehouse/Upazila Stores. For more information you can visit at www.scmpbd.org web site.

Comments and suggestions for improvement of this report will be highly appreciated.


(Md. Shahadat Hossain)
Director & Line Director (MIS)
Phone: 55012352
Mail: dirmis@dgfp.gov.bd

Memo No. 59.11.00000.402.16.002.19.108.1(204)

Date: 28 March, 2022.

Copy of the report forwarded to (Not according to seniority):

1. Secretary, Medical Education & Family Welfare Division, Ministry of Health & Family Welfare, Bangladesh Secretariat, Dhaka.
2. Additional Secretary (Admin), Medical Education & Family Welfare Division, Ministry of Health & Family Welfare, Bangladesh Secretariat, Dhaka.
3. Director (Administration), Directorate General of Family Planning, 6 Kawran Bazar, Dhaka 1215.
4. Director & Line Director (MIS), Directorate General of Family Planning, 6 Kawran Bazar, Dhaka.
5. Joint Secretary (Development), Medical Education & Family Welfare Division, Ministry of Health & Family Welfare, Bangladesh Secretariat, Dhaka.
6. Director Finance & Line Director (Family Planning Field Service Delivery), Directorate General of Family Planning, 6 Kawran Bazar, Dhaka 1215.
7. Director (Logistics & Supply) and Line Director (Procurement, Storage & Supply Management), Directorate General of Family Planning, 6 Kawran Bazar, Dhaka 1215.
8. Director (IEM) & Line Director (Information, Education and Communication), Directorate General of Family Planning, 6 Kawran Bazar, Dhaka 1215.
9. Director (Planning) & Line Director (Planning Monitoring and Evaluation), Directorate General of Family Planning, 6 Kawran Bazar, Dhaka 1215.

10. Director (MCH-Services) & Line Director (MCRAH), Directorate General of Family Planning, 6 Kawran Bazar, Dhaka 1215.
11. Line Director (CCSDP), Directorate General of Family Planning, 6 Kawran Bazar, Dhaka 1215.
12. Director (Audit), Directorate General of Family Planning, 6 Kawran Bazar, Dhaka 1215.
13. Divisional Director, Family Planning, Dhaka /Chittagong /Rajshahi /Khulna /Sylhet /Barisal/ Rangpur/ Mymensingh Division.
14. Joint Chief (Planning), Health Service Division, Ministry of Health & Family Welfare, Bangladesh Secretariat, Dhaka
15. Joint Chief (Population & Planning wing), Planning commission, Sher-e-Bangla Nagar, Dhaka.
16. Joint Chief (Planning), Program Management and Monitoring Unit (PMMU), Azimpur, Dhaka-1205.
17. Director, Maternal & Child Health Training Institute (MCHTI), Azimpur, Dhaka.
18. Director, Mohammadpur Fertility Services & Training Centre (MFSTC), Mohammadpur, Dhaka.
19. Director, Maternal & Child Health Training Institute (MCHTI), Lalkuthi, Mirpur, Dhaka.
20. P.S. to the Honorable Minister, Ministry of Health and Family Welfare, Bangladesh Secretariat, Dhaka, for kind information of the Honorable Minister.
21. Deputy Chief (Planning), Medical Education & Family Welfare Division, Ministry of Health & Family Welfare, Bangladesh Secretariat, Dhaka.
22. Additional Director (Drugs and Stores), Directorate General of Family Planning, Central Warehouse, Mohakhali, Dhaka.
23. Deputy Director, Family Planning, ----- District (You are requested to take appropriate measures to ensure timely online submission of Form 7B report from upazilas).
24. Regional/District Consultant, FPCS-QIT, District Family Planning Office, ----- District.
25. Central/Regional Supply Officer, Family Planning, ----- CWH/RWHs.
26. Assistant Maintenance Engineer, MIS Unit, DGFP (Requested to upload this report to DGFP website).
27. Country Project Director, MTaPS/MSH, House: 30, Road: No. 42, Gulshan-2, Dhaka-1212.
28. Country Director, the World Bank, E-32, Agargaon, Sher-e-Bangla Nagar, Dhaka-1207.
29. Team Leader, Population & Health Team, USAID, Madani Avenue, Baridhara, Dhaka.
30. Country Representative, UNFPA, IDB Bhaban, Agargaon, Sher-E-Bangla Nagar, Dhaka.
31. Managing Director, SMC, SMC Tower, 33 Banani C/A, Dhaka-1213.
32. Documentation Center, IEM Unit, Directorate General of Family Planning, 6 Kawran Bazar, Dhaka.
33. Responsible person of Dispatch Section, MIS Unit, DGFP (Requested to distribute the published 'Family Planning Monthly Logistics Report' to concerned Person/Office/Organization).
34. PA to Director General, Directorate General of Family Planning, 6 Kawran Bazar, Dhaka 1215.
35. Concerned Organization/Person.



(Shafiul Haque)
Deputy Director (MIS)

Table Of Contents

	Page
1. DGFP Stock Status Report	1-2
2. National Receipts Quantity by Product by Month	3
3. National Level Contraceptive Summary Report	4
4. Stock Status Report at Different Levels	5
5. Contraceptive Stock Status by Product at Upazila Store and Field	6-10
6. Contraceptive Stock Status by Product at Regional Warehouses/Upazila	11-31
7. Month-wise Consumption Trend	32-34
8. Report on Upazila and Warehouse Having Stock Out in last month	35

1. DGFP Stock Status Report

		DGFP STOCK STATUS REPORT for Contraceptives - 28th February 2022																																			
Year →		2022												2023												2024						2025					
Month →		3	4	5	6	7	8	9	10	11	12	1	2	3	4	5	6	7	8	9	10	11	12	1	2	3	4	5	6	7	8	9	10	11	12	1	2
Min.-Max. →		Min						Max																													
Product ↓		CS - 100.93m : 12.9 MOS																																			
Condom		12.9 MOS												25.52m = 3.2																							
*AMC = 7.83m														FY 2021-22: 47.68m - Rec. 22.15m																							
		CS - 105.98m : 17.9 MOS																																			
Pill (Total)		17.9 MOS												21.65m = 3.6 MOS						13.4m																	
*AMC = 5.92m														FY 2021-22: 29.76m (RPA) + 13.4m (Rev.): Rec. = 8.104m																							
		CS - 9.11m : 35.3 MOS																																			
POP-APON		35.3 MOS (January 2025)																																			
*AMC = 0.258m														FY 2021-22: 5.0m (RPA+Rev.): Rec. full quantity																							
		CS (0.440): 32.7 MOS																																			
IUD		32.7 MOS																																			
*AMC = 13,467																																					
		CS (21.55m): 27.8 MOS																																			
Injectables		27.8 MOS																																			
*AMC = 0.776m																										FY 2021-22: 0.899m (RPA+Rev.)											
		CS-(0.403m): 11.5 MOS																																			
Implant		11.5 MOS												FY 2021-22: 0.899m = 25.7 MOS (March 2025)												→											
*AMC = 34,928																																					
		Pill (Total): 2nd & 3rd generation Shukhi <i>*AMC is calculated based on past 6-months consumption</i> Data Sources: DGFP/L&S unit, DGFP LMIS web site - https://scmpbd.org/ Central Warehouse WIMS data and Approved DGFP Procurement Plan National min-max stock level is 6 & 10 MOS AMC = Average Monthly Consumption																																			
		Legend: Current Stock (CS): Less than 3 MOS Current Stock (CS): MOS 3.0 to Less than 6 MOS Current Stock (CS): MOS 6 and above Planned for FY 2020-21 Procurement completed, yet to be received Donation																																			

DGFP STOCK STATUS NOTES
(For Contraceptives)
Month: February 2022

CONDOM – Current national stock is 100.92 million pieces, and this stock can be used up to March 2023.

- 2021-22: GoB (Rev.) – 47.68 million pcs. (Revised & approved): Contract signed for 47.68 million pcs. DGFP received 22.15 million as of January 2022 & rest 25.53 million will be delivered on March 2022 and onward.

PILL (Shukhi) – Current national stock of Oral Contraceptive Pill is 105.98 million cycles which will go up to August 2023.

- 2021-22: RPA(GoB)– 29.76 million cycles* (3rd Generation): Procurement plan approved and Contract signed on 26/01/22 for Lot 1,4,5 and on 19/01/22 for Lot 2 & 3. DGFP received 8.104 million as of January 2022 & rest 21.656 million will be delivered on March 2022 and onward.
- 2021-22: GoB (Rev.) – 13.4 million cycles* (3rd Generation) Procurement plan approved and IFT published on 11/08/2021. Tender opened on 13/09/2021 & 1st TEC meeting held on 21/09/2021. Tender rejected by Approving Authority on 14.11.2021. New tender published on 14/01/2022 and tender opened on 31/01/22.

***Total 13.4 million (Rev.) cycles (3rd Generation) Oral Pill's procurement is in process.**

POP-APON - Current national stock of POP-APON Pill is 9.11 million cycles which will go up to January 2025.

- 2021-22: GoB (RPA) – 4 million cycles (POP - APON): Tender opened on 15/09/2021 & 1st TEC meeting held on 21/09/2021. Contract signed on 22/11/2021. DGFP received total quantity on 31 December 2021.
- 2021-22: GoB (Rev.) – 1.0 million cycles (POP- APON): Tender opened on 06/09/2021. 1st TEC meeting held on 09/09/2021. Tender approved & NOA issued on 15/09/2021 and contract signed on 30/09/2021. DGFP received total quantity as of 31 December 2021.

IUD - Current national stock is 0.440 million pcs and this stock can be used up to November 2024.

INJECTABLES – Current stock of 21.55 million vials and that can be used up to June 2024. **It is noted that Shelf Life of Injectable is three (03) years. So, the user should be cautious about the expiry date of Injectables.**

IMPLANT – Current stock is 0.403 million sets, and this can be used up to February 2023.

- 2021-22: RPA (GoB) + GoB (Dev.) – 668,000 sets* (Lot 1 & 2 - Two rods): Procurement plan approved and IFT published on 13/08/2021. Tender opened on 16/09/2021. Tender rejected by Approving Authority on 26.12.2021. New tender published on 05/01/2022 and tender opened on 17/02/22.
- 2021-22: GoB (Rev.) – 200,000 sets* of two rod implants: Procurement plan approved and IFT published on 19/08/2021. Tender opened on 09/09/2021 & 1st TEC meeting held on 21/09/2021. Tender rejected by Approving Authority on 20.12.2021. New tender published on 09/01/2022 and tender opened on 23/02/22.
- 2021-22: RPA (GoB.) + GoB (Dev.) – 31,885 sets* (Two rods) – Carry forward from FY2020-21: Previous Tender rejected by TEC on 15/07/2021. Re-tender published on 11/08/2021 and tender opened on 26/08/2021. 1st TEC meeting held on 05/09/2021. Tender rejected by Approving Authority on 23/09/2021. New tender published on 10/01/2022 and tender will opened on 24/02/22.

***Total 8,99,885 sets Implant procurement is in process.**

You can also download the previous reports from <http://www.scmpbd.org>

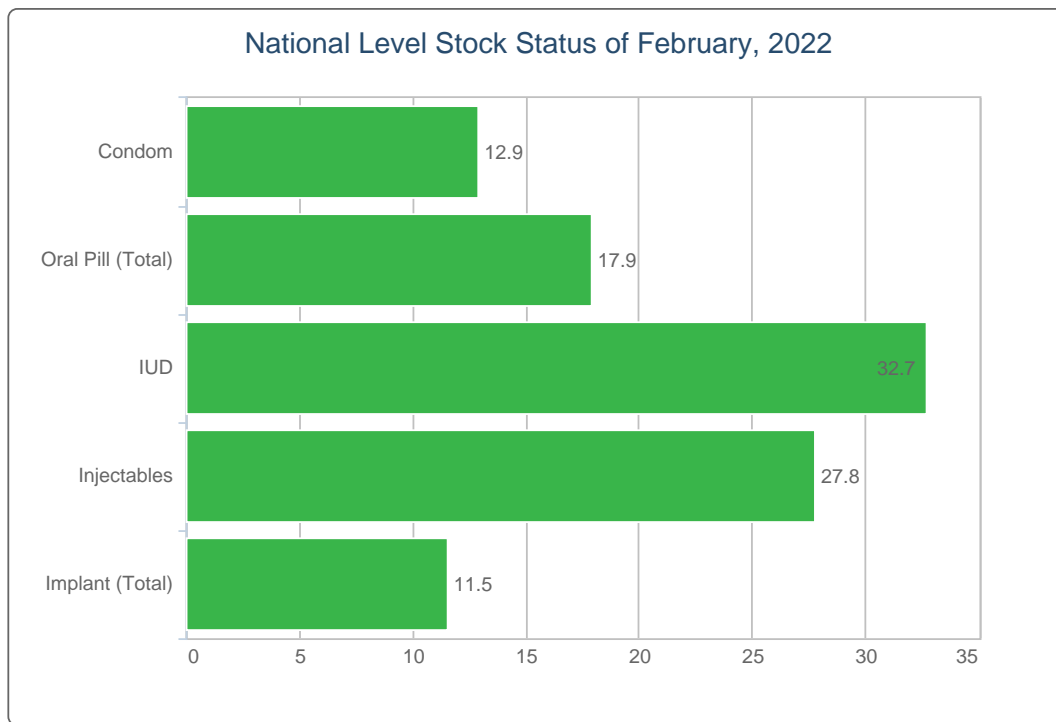
2. National Receipts Quantity by Product by Month

Contraceptive Received Report

Month: February, 2022

Item	Supplier	Receiver	Date Receipts	Qty
<i>No National Receive This Month</i>				

3. National Level Contraceptive Summary Report



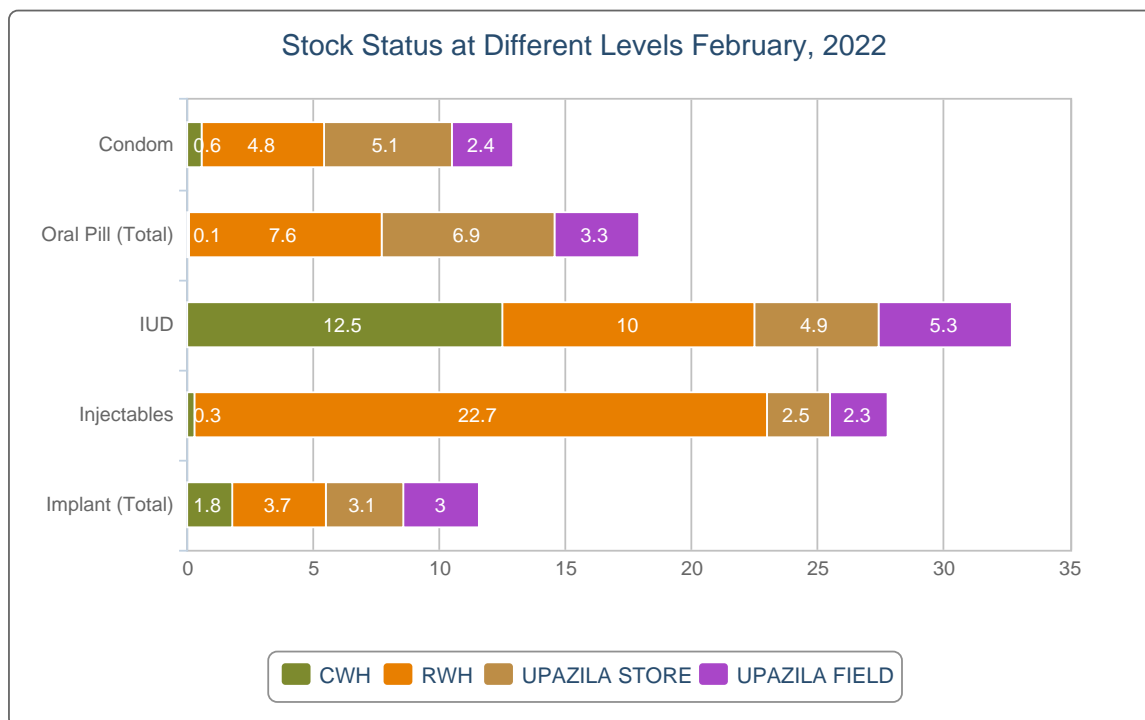
■ MOS: < 3.0
 ■ MOS: 3.0 - 5.9
 ■ MOS: 6.0 and above

MOS = Month of Stock

National Level Stock Status of February, 2022

SL	Name of Products	Reported Consumption	Reported Closing Balance	Average Monthly Consumption	MOS
1	Condom	7,477,417	100,930,151	7,834,123	12.9
2	Oral Pill (Total)	5,700,003	105,983,805	5,920,873	17.9
3	IUD	10,327	440,600	13,467	32.7
4	Injectables	733,981	21,551,032	776,101	27.8
5	Implant (Total)	27,130	403,157	34,928	11.5

4. Stock Status Report at Different Levels

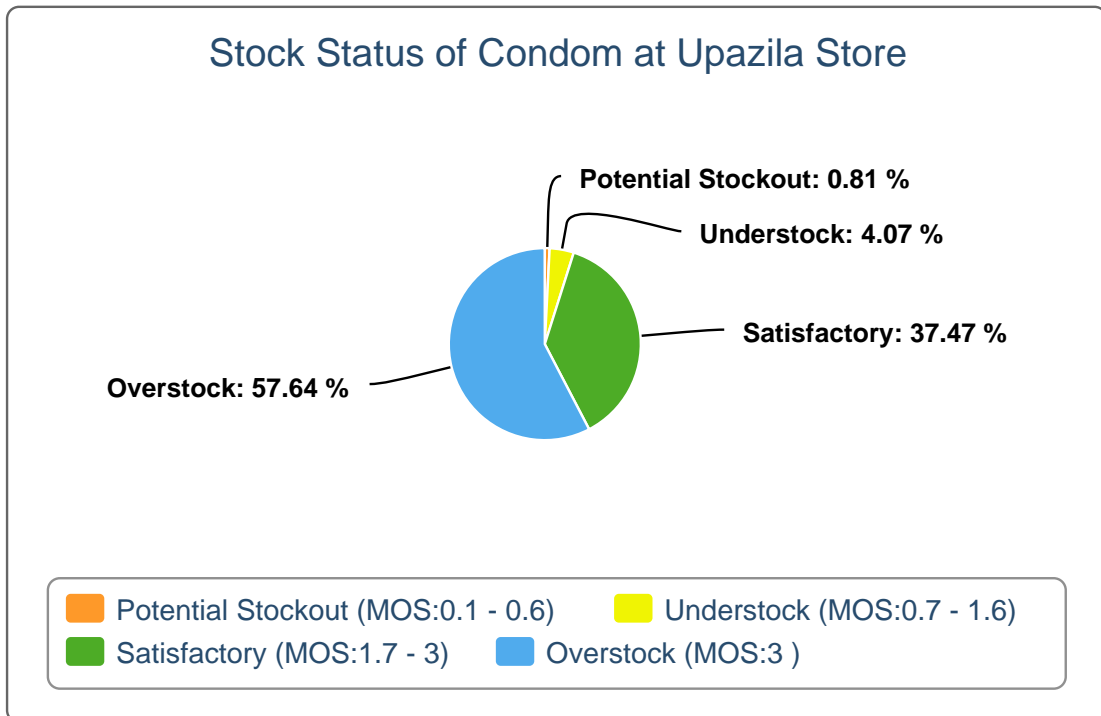


Stock Status at Different Levels February, 2022

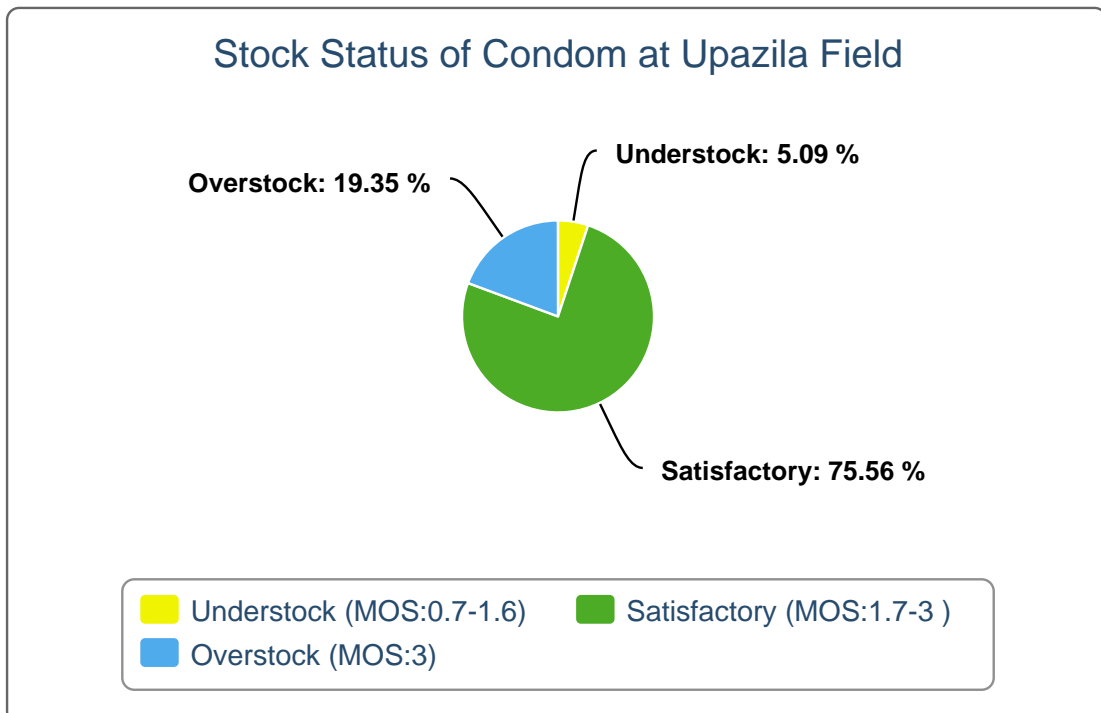
Products	Avg. Consump. of Last 6 Months	CWH Level	MOS	RWH Level	MOS	Upazila Level	MOS	Field Level	MOS	National Level	MOS
Condom	7,834,123	4,636,000	0.6	37,271,800	4.8	39,961,752	5.1	19,060,599	2.4	100,930,151	12.9
Oral Pill (Total)	5,920,873	390,718	0.1	44,886,283	7.6	41,030,546	6.9	19,676,258	3.3	105,983,805	17.9
IUD	13,467	168,620	12.5	134,627	10	66,539	4.9	70,814	5.3	440,600	32.7
Injectables	776,101	255,200	0.3	17,616,000	22.7	1,903,795	2.5	1,776,037	2.3	21,551,032	27.8
Implant (Total)	34,928	62,000	1.8	128,400	3.7	106,772	3.1	105,985	3	403,157	11.5

5. Contraceptive Stock Status by Product at Upazila Store and Field

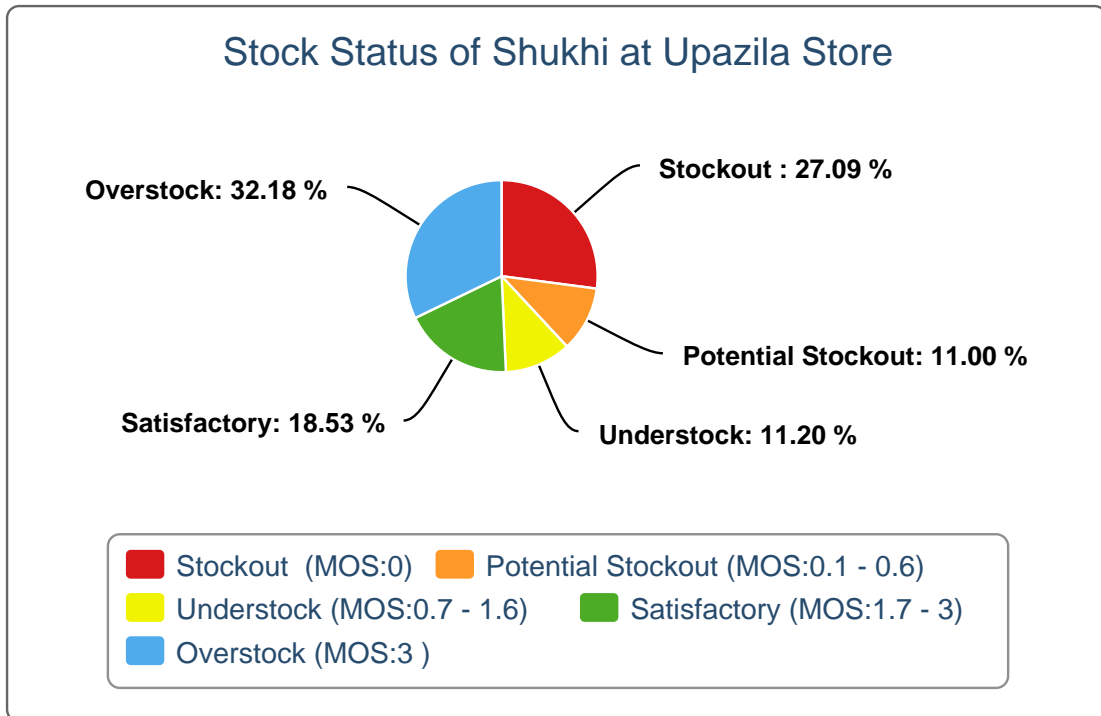
5(a).



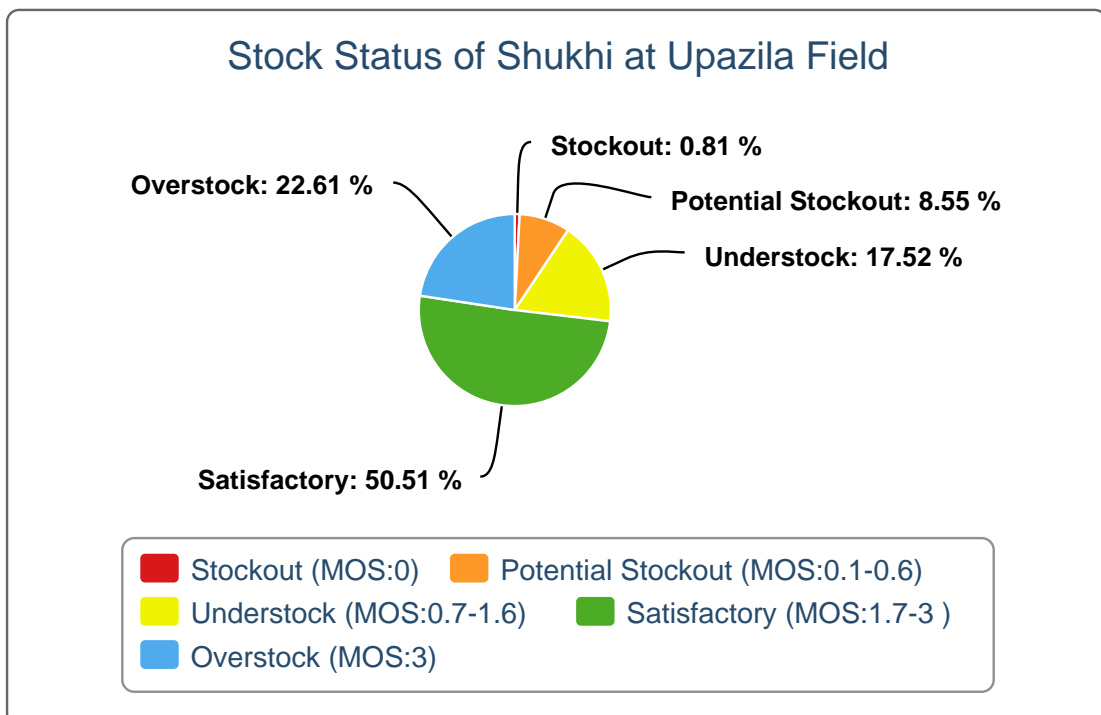
5(b).



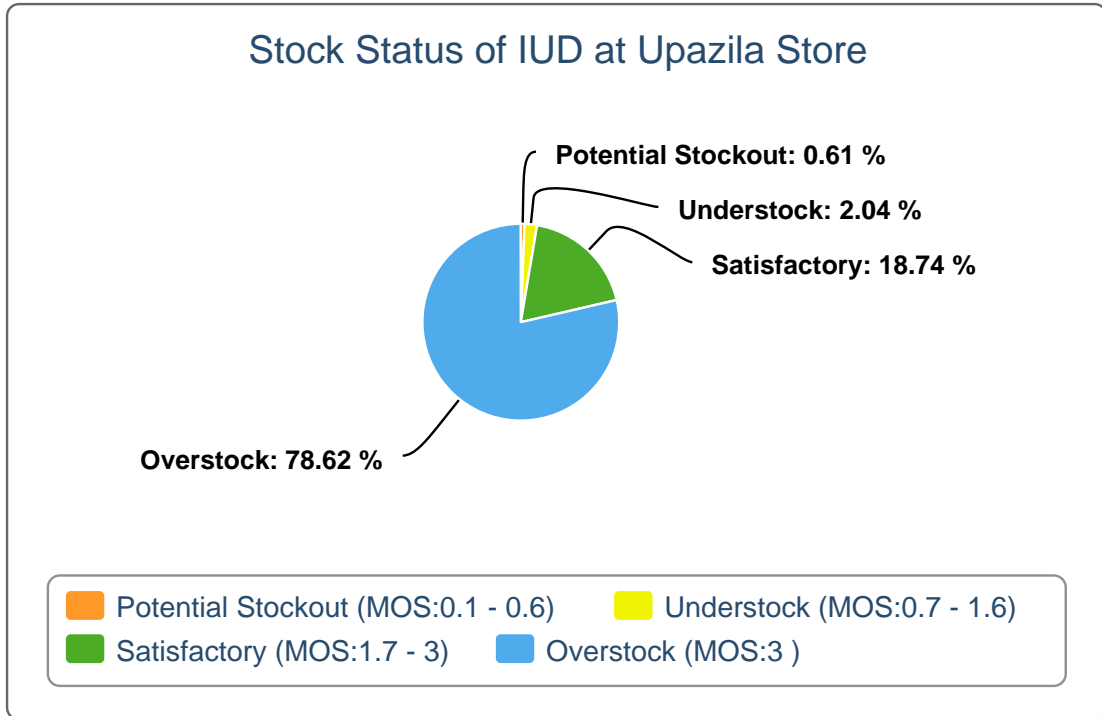
5(c).



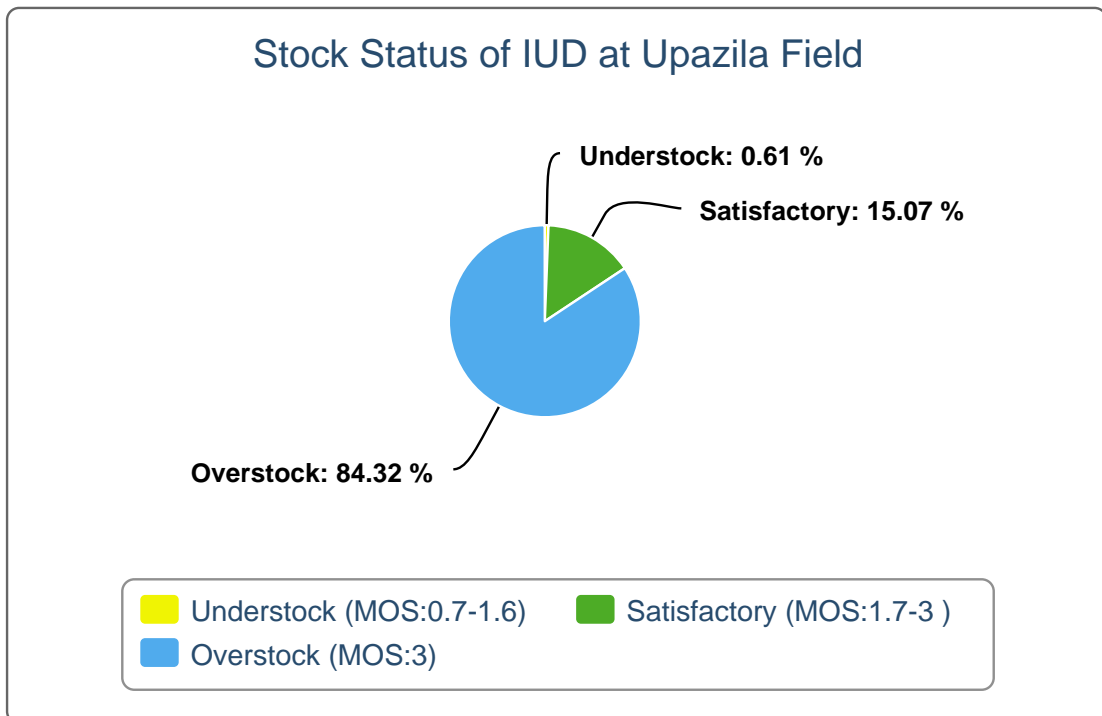
5(d).



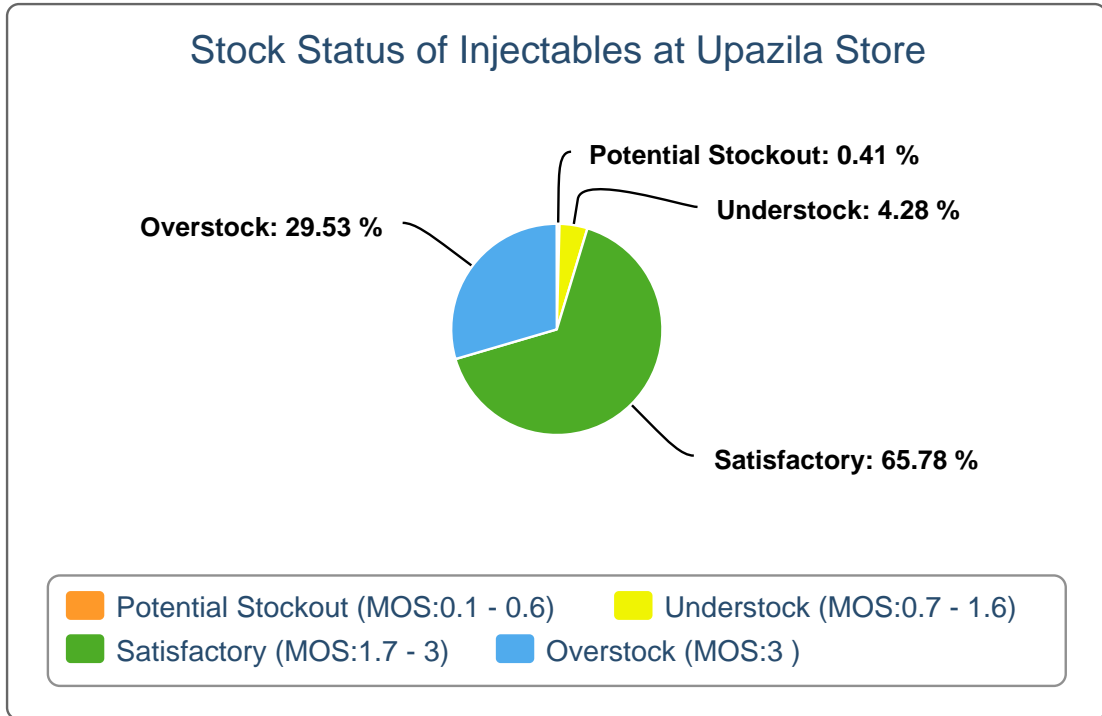
5(e).



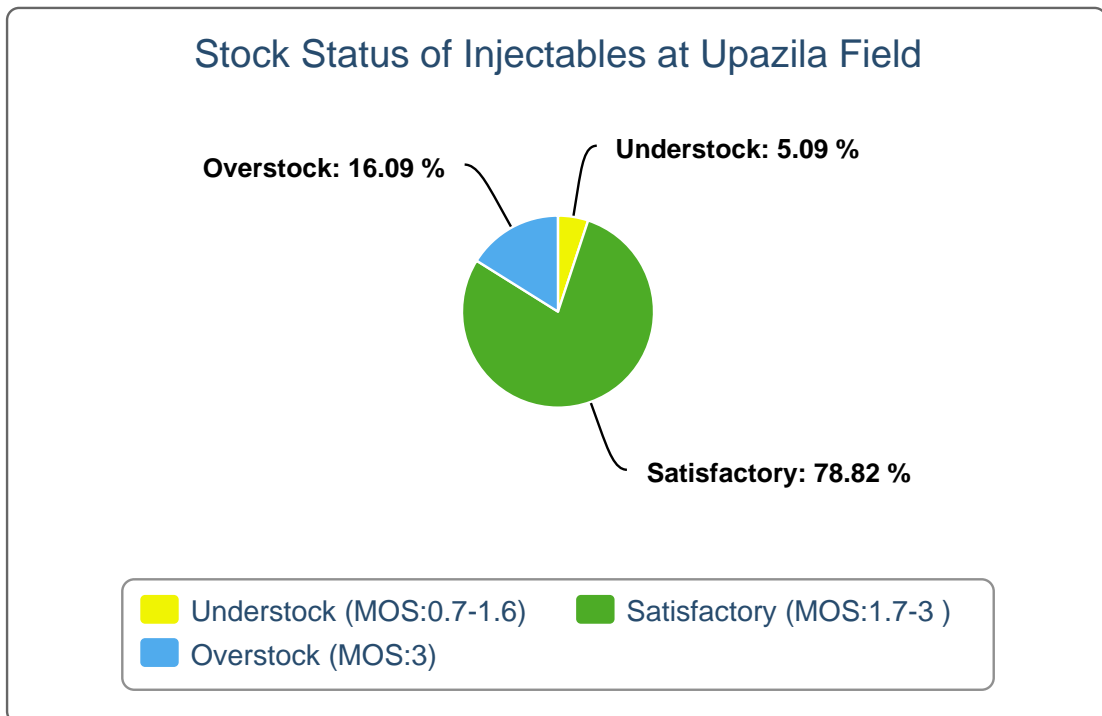
5(f).



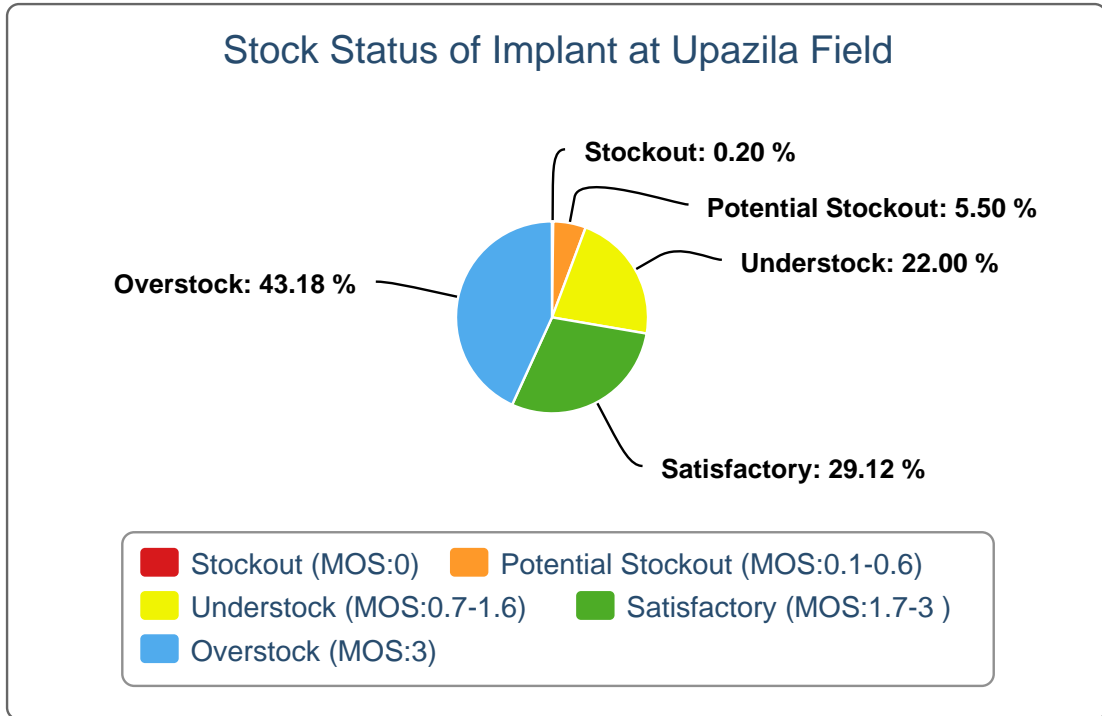
5(g).



5(h).



5(i).



6(a). Contraceptive Stock Status by Product at Regional Warehouses

SL	WH Name	Condom			Shukhi			IUD			Injectables			Implant		
		CBL	AMD	MOS	CBL	AMD	MOS	CBL	AMD	MOS	CBL	AMD	MOS	CBL	AMD	MOS
1	Bandarban RWH	154,800	33,206	4.7	133,920	21,848	6.1	1,175	144	8.2	20,900	2,994	7.0	1,650	201	8.2
2	Barishal RWH	2,069,600	222,728	9.3	204,960	179,020	1.1	6,850	399	17.2	52,200	26,610	2.0	4,400	1,096	4.0
3	Bhola RWH	630,000	41,353	15.2	243,360	55,825	4.4	3,150	150	21.0	52,000	28,405	1.8	3,800	361	10.5
4	Bogura RWH	3,894,400	466,549	8.3	4,646,240	329,208	14.1	13,650	515	26.5	3,925,000	28,512	137.7	13,400	2,310	5.8
5	Chattogram RWH	12,859,800	378,895	33.9	15,825,073	295,924	53.5	9,250	1,447	6.4	7,507,200	47,518	158.0	5,050	2,762	1.8
6	Cumilla RWH	126,000	428,314	0.3	760,800	343,233	2.2	5,000	1,358	3.7	141,000	58,208	2.4	7,600	2,491	3.1
7	Dhaka CWH	4,636,000	1,115,339	4.2	390,718	617,219	0.6	168,620	1,781	94.7	255,200	75,237	3.4	62,000	2,960	20.9
8	Dinajpur RWH	439,200	166,125	2.6	235,200	253,962	0.9	9,700	360	26.9	59,000	30,082	2.0	5,050	1,939	2.6
9	Faridpur RWH	432,000	409,727	1.1	636,960	301,446	2.1	5,900	723	8.2	74,000	29,588	2.5	7,550	2,099	3.6
10	Jamalpur RWH	277,200	265,411	1.0	600,000	198,375	3.0	7,350	249	29.5	110,000	22,424	4.9	7,500	1,126	6.7
11	Jashore RWH	892,800	413,457	2.2	448,800	274,037	1.6	2,300	359	6.4	111,100	36,533	3.0	5,800	1,371	4.2
12	Khulna RWH	3,338,800	478,199	7.0	17,431,450	327,620	53.2	13,450	501	26.8	4,627,300	31,499	146.9	9,800	1,471	6.7
13	Kushtia RWH	453,600	289,886	1.6	691,200	151,581	4.6	3,732	186	20.1	62,700	28,974	2.2	7,100	764	9.3
14	Mymensingh RWH	6,217,200	572,530	10.9	108,480	642,050	0.2	3,900	785	5.0	204,500	49,166	4.2	9,100	2,637	3.5
15	Noakhali RWH	154,800	207,496	0.7	119,520	150,855	0.8	4,450	892	5.0	58,000	38,117	1.5	3,900	1,632	2.4
16	Pabna RWH	486,000	434,033	1.1	250,080	279,541	0.9	4,150	775	5.4	67,000	36,285	1.8	7,600	901	8.4
17	Patuakhali RWH	900,000	100,415	9.0	1,101,600	132,984	8.3	6,350	342	18.6	127,200	21,545	5.9	5,500	1,214	4.5
18	Rajshahi RWH	759,600	574,046	1.3	442,560	244,249	1.8	11,795	280	42.1	140,800	26,215	5.4	9,200	1,340	6.9
19	Rangamati RWH	136,800	42,845	3.2	454,080	34,804	13.0	1,000	96	10.4	11,000	3,101	3.5	400	234	1.7
20	Rangpur RWH	1,879,200	415,938	4.5	393,120	565,615	0.7	10,525	1,173	9.0	85,000	87,709	1.0	5,800	2,857	2.0
21	Sylhet RWH	122,400	538,718	0.2	98,880	329,404	0.3	5,600	687	8.2	121,000	47,408	2.6	2,800	2,289	1.2
22	Tangail RWH	1,047,600	238,913	4.4	60,000	192,073	0.3	5,350	265	20.2	59,100	19,971	3.0	5,400	873	6.2

6(b). Contraceptive Stock Status by Product at Upazila

SL	Warehouse Name	Upazila Name	Condom			Shukhi			IUD			Injectables			Implant		
			CBL	AMD	MOS	CBL	AMD	MOS	CBL	AMD	MOS	CBL	AMD	MOS	CBL	AMD	MOS
1	Bandarban RWH	Alikadam	18,252	8,612	2.1	10,555	3,908	2.7	150	41	3.7	1,966	588	3.3	150	37	4.1
2	Bandarban RWH	Bandarban Sadar	9,763	3,800	2.6	15,521	3,951	3.9	65	27	2.4	1,163	541	2.1	137	40	3.4
3	Bandarban RWH	Lama	10,164	5,394	1.9	14,035	5,352	2.6	118	36	3.3	2,190	684	3.2	142	34	4.2
4	Bandarban RWH	Naikhongchhari	8,840	5,508	1.6	12,780	3,048	4.2	80	12	6.7	631	680	0.9	100	31	3.2
5	Bandarban RWH	Rowangchhari	12,212	2,031	6.0	6,325	2,015	3.1	116	6	19.3	525	210	2.5	244	17	14.4
6	Bandarban RWH	Ruma	10,584	5,336	2.0	9,465	1,724	5.5	60	12	5.0	518	153	3.4	130	21	6.2
7	Bandarban RWH	Thanchi	16,062	2,525	6.4	17,810	1,850	9.6	84	10	8.4	1,474	138	10.7	121	21	5.8
8	Barishal RWH	Agailjhara	63,800	6,195	10.3	19,403	7,777	2.5	51	9	5.7	4,550	659	6.9	100	42	2.4
9	Barishal RWH	Babuganj	270,300	5,703	47.4	45,190	6,608	6.8	38	17	2.2	1,702	493	3.5	100	42	2.4
10	Barishal RWH	Bakerganj	538,359	13,730	39.2	182,979	12,793	14.3	49	26	1.9	4,972	1,865	2.7	300	91	3.3
11	Barishal RWH	Banari Para	273,524	5,259	52.0	53,740	6,933	7.8	112	19	5.9	1,994	519	3.8	300	73	4.1
12	Barishal RWH	Barishal Sadar (kotwali)	61,488	37,358	1.6	49,500	16,567	3.0	40	65	0.6	5,201	3,777	1.4	320	133	2.4
13	Barishal RWH	Bhandaria	54,828	10,342	5.3	18,400	7,395	2.5	156	28	5.6	2,846	1,009	2.8	150	48	3.1
14	Barishal RWH	Gaurnadi	11,500	9,224	1.2	32,245	10,024	3.2	110	16	6.9	1,028	1,077	1.0	100	45	2.2
15	Barishal RWH	Hizla	70,292	8,145	8.6	20,520	5,200	3.9	42	10	4.2	5,173	1,321	3.9	200	22	9.1
16	Barishal RWH	Indurkani	159,980	5,780	27.7	34,274	5,372	6.4	56	11	5.1	3,728	773	4.8	300	30	10.0
17	Barishal RWH	Jhalokati Sadar	72,700	9,824	7.4	94,880	7,452	12.7	123	18	6.8	2,888	867	3.3	250	87	2.9
18	Barishal RWH	Kanthalia	82,729	4,413	18.7	50,260	4,383	11.5	61	6	10.2	1,169	590	2.0	200	22	9.1
19	Barishal RWH	Kawkhali	92,700	5,127	18.1	55,530	3,569	15.6	165	18	9.2	1,850	354	5.2	250	25	10.0
20	Barishal RWH	Mathbaria	82,848	13,854	6.0	35,880	14,480	2.5	16	19	0.8	2,555	1,680	1.5	200	36	5.6
21	Barishal RWH	Mehendiganj	84,324	10,106	8.3	36,915	8,272	4.5	132	17	7.8	6,672	3,051	2.2	250	21	11.9
22	Barishal RWH	Muladi	34,340	11,087	3.1	18,935	8,518	2.2	102	7	14.6	4,334	1,895	2.3	102	32	3.2
23	Barishal RWH	Nalchity	21,792	7,091	3.1	40,690	6,437	6.3	80	15	5.3	3,500	1,347	2.6	100	57	1.8
24	Barishal RWH	Nazirpur	75,252	14,769	5.1	38,660	10,115	3.8	140	25	5.6	2,510	1,460	1.7	200	40	5.0
25	Barishal RWH	Nesarabad (swarupkati)	31,020	18,491	1.7	24,150	12,660	1.9	81	25	3.2	3,193	1,470	2.2	150	69	2.2

SL	Warehouse Name	Upazila Name	Condom			Shukhi			IUD			Injectables			Implant		
			CBL	AMD	MOS	CBL	AMD	MOS	CBL	AMD	MOS	CBL	AMD	MOS	CBL	AMD	MOS
26	Barishal RWH	Pirojpur Sadar	44,020	9,962	4.4	42,267	7,781	5.4	55	24	2.3	1,773	968	1.8	100	70	1.4
27	Barishal RWH	Rajapur	76,900	5,522	13.9	46,650	4,750	9.8	40	4	10.0	1,238	584	2.1	200	15	13.3
28	Barishal RWH	Wazirpur	884,136	10,746	82.3	22,260	11,934	1.9	138	20	6.9	2,000	851	2.4	150	96	1.6
29	Bhola RWH	Bhola Sadar	26,793	11,565	2.3	26,768	12,678	2.1	145	52	2.8	12,907	5,410	2.4	310	135	2.3
30	Bhola RWH	Burhanuddin	8,772	3,161	2.8	27,125	7,132	3.8	51	16	3.2	3,669	1,359	2.7	150	27	5.6
31	Bhola RWH	Char Fasson	30,200	14,053	2.1	47,710	15,791	3.0	86	36	2.4	19,555	9,487	2.1	150	72	2.1
32	Bhola RWH	Daulat Khan	27,246	1,685	16.2	39,675	4,153	9.6	45	11	4.1	7,800	3,586	2.2	300	23	13.0
33	Bhola RWH	Lalmohan	13,410	6,193	2.2	45,079	9,398	4.8	99	24	4.1	10,260	5,198	2.0	250	46	5.4
34	Bhola RWH	Manpura	3,924	3,272	1.2	6,169	2,746	2.2	67	4	16.8	5,100	1,808	2.8	70	32	2.2
35	Bhola RWH	Tazumuddin	29,758	1,424	20.9	31,314	3,927	8.0	35	7	5.0	3,765	1,557	2.4	50	26	1.9
36	Bogura RWH	Adamdighi	36,300	8,672	4.2	305,360	5,671	53.8	55	11	5.0	615	245	2.5	100	40	2.5
37	Bogura RWH	Akkelpur	26,820	5,994	4.5	229,045	4,876	47.0	100	17	5.9	1,845	333	5.5	200	97	2.1
38	Bogura RWH	Atrai	28,640	12,624	2.3	40,400	11,347	3.6	100	6	16.7	2,425	475	5.1	0	35	0.0
39	Bogura RWH	Badalgachhi	21,286	9,496	2.2	52,825	10,500	5.0	23	6	3.8	2,972	1,167	2.5	200	49	4.1
40	Bogura RWH	Bogura Sadar	181,400	56,396	3.2	43,640	14,276	3.1	188	41	4.6	9,329	1,641	5.7	385	154	2.5
41	Bogura RWH	Dhamoirhat	37,971	7,527	5.0	1,040,310	7,551	137.8	72	7	10.3	2,375	592	4.0	250	31	8.1
42	Bogura RWH	Dhunat	43,400	34,787	1.2	338,970	20,277	16.7	45	12	3.8	3,218	2,122	1.5	50	81	0.6
43	Bogura RWH	Dhupchanchia	35,100	8,607	4.1	42,620	8,077	5.3	181	17	10.6	1,680	683	2.5	200	98	2.0
44	Bogura RWH	Gabtali	67,128	21,794	3.1	60,125	12,774	4.7	37	14	2.6	6,462	2,216	2.9	150	109	1.4
45	Bogura RWH	Ghoraghat	24,200	6,199	3.9	37,475	5,549	6.8	77	14	5.5	1,436	319	4.5	202	77	2.6
46	Bogura RWH	Hakimpur	29,800	6,179	4.8	36,785	4,157	8.8	70	6	11.7	2,091	221	9.5	200	29	6.9
47	Bogura RWH	Joypurhat Sadar	45,852	18,218	2.5	31,635	11,136	2.8	183	48	3.8	2,800	829	3.4	400	170	2.4
48	Bogura RWH	Kahaloo	48,012	16,634	2.9	31,805	10,298	3.1	83	14	5.9	2,315	850	2.7	150	138	1.1
49	Bogura RWH	Kalai	32,412	7,143	4.5	636,965	8,169	78.0	99	11	9.0	3,004	415	7.2	200	48	4.2
50	Bogura RWH	Khetlal	41,652	7,480	5.6	359,290	4,862	73.9	114	18	6.3	2,479	253	9.8	200	69	2.9

SL	Warehouse Name	Upazila Name	Condom			Shukhi			IUD			Injectables			Implant		
			CBL	AMD	MOS	CBL	AMD	MOS	CBL	AMD	MOS	CBL	AMD	MOS	CBL	AMD	MOS
51	Bogura RWH	Mahadebpur	45,420	14,270	3.2	700,320	15,307	45.8	39	5	7.8	3,181	793	4.0	100	84	1.2
52	Bogura RWH	Manda	50,290	21,497	2.3	66,885	26,854	2.5	362	65	5.6	4,120	1,812	2.3	100	71	1.4
53	Bogura RWH	Nandigram	26,800	8,241	3.3	17,520	10,234	1.7	70	4	17.5	1,570	305	5.1	100	38	2.6
54	Bogura RWH	Naogaon Sadar	58,572	21,162	2.8	63,830	12,633	5.1	139	20	7.0	3,546	1,302	2.7	300	89	3.4
55	Bogura RWH	Niamatpur	61,106	11,836	5.2	1,267,675	12,566	100.9	75	10	7.5	1,717	832	2.1	300	59	5.1
56	Bogura RWH	Panchbibi	34,220	11,379	3.0	1,526,109	7,241	210.8	23	17	1.4	2,504	814	3.1	350	107	3.3
57	Bogura RWH	Patnitala	33,492	9,919	3.4	650,970	9,807	66.4	75	8	9.4	3,238	629	5.1	50	72	0.7
58	Bogura RWH	Porsha	28,800	9,710	3.0	41,325	8,307	5.0	71	13	5.5	2,099	471	4.5	50	32	1.6
59	Bogura RWH	Raninagar	15,800	10,575	1.5	30,480	10,976	2.8	113	5	22.6	642	517	1.2	50	26	1.9
60	Bogura RWH	Sapahar	36,048	9,946	3.6	27,165	9,801	2.8	99	11	9.0	3,188	1,028	3.1	250	40	6.3
61	Bogura RWH	Sariakandi	44,208	13,473	3.3	984,955	8,050	122.4	80	27	3.0	3,961	1,013	3.9	300	109	2.8
62	Bogura RWH	Shajahanpur	87,288	39,983	2.2	13,495	12,006	1.1	68	18	3.8	2,081	1,003	2.1	100	104	1.0
63	Bogura RWH	Sherpur	45,080	29,789	1.5	107,850	16,973	6.4	59	20	3.0	1,778	1,573	1.1	0	81	0.0
64	Bogura RWH	Shibganj	7,800	16,896	0.5	364,610	19,486	18.7	30	11	2.7	2,100	3,331	0.6	100	83	1.2
65	Bogura RWH	Sonatola	31,780	10,123	3.1	550,810	9,447	58.3	25	39	0.6	2,441	728	3.4	0	90	0.0
66	Chattogram RWH	Anowara	17,400	8,150	2.1	121,415	9,831	12.4	95	18	5.3	1,670	746	2.2	300	46	6.5
67	Chattogram RWH	Banshkhali	24,984	11,074	2.3	19,235	9,767	2.0	72	23	3.1	4,113	1,773	2.3	400	91	4.4
68	Chattogram RWH	Boalkhali	195,225	6,583	29.7	103,852	6,529	15.9	129	34	3.8	809	435	1.9	300	88	3.4
69	Chattogram RWH	Chakaria	29,736	12,940	2.3	93,125	12,608	7.4	149	81	1.8	5,754	3,095	1.9	100	175	0.6
70	Chattogram RWH	Chandanaish	15,900	6,511	2.4	71,155	6,897	10.3	99	29	3.4	1,634	798	2.0	250	36	6.9
71	Chattogram RWH	Cox's Bazar Sadar	63,300	25,384	2.5	46,715	16,310	2.9	252	49	5.1	6,103	3,286	1.9	324	107	3.0
72	Chattogram RWH	Dighinala	16,080	7,610	2.1	18,370	8,986	2.0	100	15	6.7	2,157	1,028	2.1	300	38	7.9
73	Chattogram RWH	Double Mooring	79,284	50,065	1.6	4,240	11,514	0.4	586	258	2.3	4,967	2,794	1.8	570	196	2.9
74	Chattogram RWH	Fatikchhari	67,800	14,020	4.8	176,160	15,808	11.1	208	17	12.2	3,766	1,993	1.9	300	212	1.4
75	Chattogram RWH	Guimara	16,600	764	21.7	17,360	2,587	6.7	85	4	21.3	1,725	165	10.5	200	0	0.0

SL	Warehouse Name	Upazila Name	Condom			Shukhi			IUD			Injectables			Implant		
			CBL	AMD	MOS	CBL	AMD	MOS	CBL	AMD	MOS	CBL	AMD	MOS	CBL	AMD	MOS
76	Chattogram RWH	Hathazari	53,244	29,303	1.8	27,515	17,623	1.6	87	21	4.1	2,733	1,356	2.0	250	55	4.5
77	Chattogram RWH	Khagrachhari Sadar	6,408	2,994	2.1	58,350	5,123	11.4	186	45	4.1	890	425	2.1	201	21	9.6
78	Chattogram RWH	Kutubdia	16,452	3,014	5.5	20,225	2,779	7.3	47	37	1.3	2,165	1,006	2.2	100	96	1.0
79	Chattogram RWH	Lakshmichhari	15,175	973	15.6	159,199	1,898	83.9	44	13	3.4	270	104	2.6	50	25	2.0
80	Chattogram RWH	Lohagara	14,502	6,406	2.3	289,828	7,464	38.8	100	19	5.3	2,736	1,318	2.1	100	47	2.1
81	Chattogram RWH	Mahalchhari	7,296	3,119	2.3	20,850	4,333	4.8	32	7	4.6	668	320	2.1	100	27	3.7
82	Chattogram RWH	Maheshkhali	161,588	6,196	26.1	13,610	16,758	0.8	114	48	2.4	5,851	3,128	1.9	300	130	2.3
83	Chattogram RWH	Manikchhari	17,360	1,050	16.5	61,370	1,861	33.0	144	4	36.0	913	441	2.1	100	42	2.4
84	Chattogram RWH	Matiranga	16,000	7,761	2.1	30,745	6,975	4.4	75	34	2.2	1,926	937	2.1	270	41	6.6
85	Chattogram RWH	Mirsharai	24,072	10,805	2.2	54,636	12,537	4.4	91	35	2.6	3,151	1,682	1.9	100	54	1.9
86	Chattogram RWH	Panchhari	14,572	2,551	5.7	22,420	4,348	5.2	131	8	16.4	471	201	2.3	200	31	6.5
87	Chattogram RWH	Panchlaish	62,508	38,550	1.6	15,101	9,833	1.5	289	133	2.2	4,177	2,418	1.7	350	144	2.4
88	Chattogram RWH	Patiya	28,800	15,111	1.9	56,300	14,703	3.8	265	108	2.5	4,379	1,713	2.6	370	121	3.1
89	Chattogram RWH	Pekua	151,800	7,704	19.7	223,340	7,182	31.1	117	38	3.1	4,749	2,757	1.7	200	81	2.5
90	Chattogram RWH	Ramgarh	35,728	3,267	10.9	44,080	4,478	9.8	76	7	10.9	555	224	2.5	150	19	7.9
91	Chattogram RWH	Ramu	20,052	10,407	1.9	117,460	5,983	19.6	142	55	2.6	3,511	1,800	2.0	380	114	3.3
92	Chattogram RWH	Rangunia	30,660	14,157	2.2	51,810	12,541	4.1	122	42	2.9	3,208	1,538	2.1	300	137	2.2
93	Chattogram RWH	Raozan	20,760	8,756	2.4	53,965	8,495	6.4	127	53	2.4	2,320	1,139	2.0	400	113	3.5
94	Chattogram RWH	Sandwip	39,610	8,797	4.5	59,945	10,883	5.5	186	13	14.3	6,467	1,317	4.9	250	98	2.6
95	Chattogram RWH	Satkania	23,560	9,746	2.4	72,690	9,366	7.8	38	23	1.7	1,770	725	2.4	400	71	5.6
96	Chattogram RWH	Sitakunda	26,700	13,389	2.0	64,640	10,237	6.3	109	51	2.1	2,378	1,342	1.8	200	66	3.0
97	Chattogram RWH	Teknaf	54,720	24,343	2.2	284,385	13,416	21.2	186	72	2.6	8,917	4,283	2.1	300	125	2.4
98	Chattogram RWH	Ukhia	15,048	7,395	2.0	84,255	6,271	13.4	157	53	3.0	2,209	1,231	1.8	200	115	1.7
99	Cumilla RWH	Akhaura	51,268	5,603	9.2	32,991	4,442	7.4	79	15	5.3	2,824	675	4.2	150	23	6.5
100	Cumilla RWH	Ashuganj	85,600	11,551	7.4	27,735	6,663	4.2	108	22	4.9	2,304	770	3.0	200	51	3.9

SL	Warehouse Name	Upazila Name	Condom			Shukhi			IUD			Injectables			Implant		
			CBL	AMD	MOS	CBL	AMD	MOS	CBL	AMD	MOS	CBL	AMD	MOS	CBL	AMD	MOS
101	Cumilla RWH	Banchharampur	107,400	13,920	7.7	74,540	9,530	7.8	82	39	2.1	3,736	1,526	2.4	400	146	2.7
102	Cumilla RWH	Barura	47,952	12,322	3.9	12,595	15,706	0.8	124	44	2.8	3,081	2,878	1.1	150	54	2.8
103	Cumilla RWH	Bijoyagar	102,708	10,309	10.0	72,201	8,669	8.3	236	15	15.7	4,784	1,356	3.5	150	46	3.3
104	Cumilla RWH	Brahman Para	52,092	7,382	7.1	49,975	7,108	7.0	131	24	5.5	1,797	721	2.5	111	58	1.9
105	Cumilla RWH	Brahmanbaria Sadar	166,100	22,416	7.4	95,535	10,956	8.7	146	70	2.1	5,692	1,970	2.9	200	117	1.7
106	Cumilla RWH	Burichang	101,678	22,141	4.6	70,830	16,754	4.2	111	37	3.0	4,284	1,737	2.5	200	81	2.5
107	Cumilla RWH	Chandina	94,116	11,284	8.3	67,413	13,873	4.9	106	34	3.1	6,149	2,709	2.3	100	34	2.9
108	Cumilla RWH	Chandpur Sadar	95,100	13,090	7.3	45,310	12,499	3.6	217	99	2.2	5,668	2,328	2.4	350	119	2.9
109	Cumilla RWH	Chauddagam	105,092	16,532	6.4	60,455	15,665	3.9	306	26	11.8	6,023	3,359	1.8	200	36	5.6
110	Cumilla RWH	Cumilla Adarsha Sadar	73,100	42,711	1.7	45,455	16,760	2.7	163	97	1.7	3,067	2,927	1.0	100	150	0.7
111	Cumilla RWH	Cumilla Sadar Dakshin	133,224	11,313	11.8	54,470	11,683	4.7	129	26	5.0	6,234	2,085	3.0	240	55	4.4
112	Cumilla RWH	Daudkandi	84,828	10,055	8.4	68,885	10,024	6.9	253	62	4.1	6,500	1,770	3.7	250	39	6.4
113	Cumilla RWH	Debidwar	168,300	14,874	11.3	88,930	15,775	5.6	366	135	2.7	9,108	2,868	3.2	300	57	5.3
114	Cumilla RWH	Faridganj	106,400	10,058	10.6	78,705	10,803	7.3	200	76	2.6	4,950	2,040	2.4	350	163	2.1
115	Cumilla RWH	Haim Char	22,700	2,888	7.9	23,060	3,948	5.8	107	25	4.3	2,335	410	5.7	150	24	6.3
116	Cumilla RWH	Hajiganj	69,700	5,468	12.7	79,405	9,619	8.3	262	50	5.2	5,365	1,825	2.9	300	65	4.6
117	Cumilla RWH	Homna	113,904	15,668	7.3	62,555	8,754	7.1	82	21	3.9	3,012	1,029	2.9	260	35	7.4
118	Cumilla RWH	Kachua	80,152	8,905	9.0	58,135	10,637	5.5	140	50	2.8	6,277	2,906	2.2	200	54	3.7
119	Cumilla RWH	Kasba	89,400	18,085	4.9	47,945	12,246	3.9	167	48	3.5	3,185	1,071	3.0	100	142	0.7
120	Cumilla RWH	Laksam	64,000	7,148	9.0	43,885	6,257	7.0	88	21	4.2	4,775	1,547	3.1	110	33	3.3
121	Cumilla RWH	Lalmal	6,900	4,126	1.7	7,905	6,267	1.3	167	9	18.6	1,760	789	2.2	50	22	2.3
122	Cumilla RWH	Manoharganj	75,600	8,954	8.4	38,155	7,604	5.0	108	10	10.8	3,313	1,219	2.7	100	35	2.9
123	Cumilla RWH	Matlab Dakshin	75,000	6,032	12.4	49,197	6,458	7.6	100	19	5.3	4,143	1,469	2.8	300	58	5.2
124	Cumilla RWH	Matlab Uttar	114,600	10,568	10.8	68,360	11,270	6.1	172	66	2.6	4,378	1,376	3.2	400	99	4.0
125	Cumilla RWH	Meghna	59,000	5,120	11.5	29,915	4,797	6.2	88	23	3.8	2,805	761	3.7	100	52	1.9

SL	Warehouse Name	Upazila Name	Condom			Shukhi			IUD			Injectables			Implant		
			CBL	AMD	MOS	CBL	AMD	MOS	CBL	AMD	MOS	CBL	AMD	MOS	CBL	AMD	MOS
126	Cumilla RWH	Muradnagar	200,930	25,785	7.8	102,948	15,967	6.4	229	45	5.1	7,065	3,040	2.3	311	208	1.5
127	Cumilla RWH	Nabinagar	177,505	18,106	9.8	78,768	12,065	6.5	78	36	2.2	4,023	1,512	2.7	300	145	2.1
128	Cumilla RWH	Nangalkot	102,500	16,573	6.2	38,316	8,015	4.8	131	29	4.5	4,227	1,907	2.2	100	61	1.6
129	Cumilla RWH	Nasirnagar	74,928	8,372	8.9	70,025	11,981	5.8	120	18	6.7	3,081	1,058	2.9	350	73	4.8
130	Cumilla RWH	Sarail	126,800	19,009	6.7	51,635	9,828	5.3	80	9	8.9	3,630	1,518	2.4	200	76	2.6
131	Cumilla RWH	Shahrasti	41,300	3,906	10.6	42,560	6,164	6.9	116	25	4.6	4,958	1,832	2.7	250	51	4.9
132	Cumilla RWH	Titas	51,652	8,040	6.4	42,790	4,446	9.6	134	33	4.1	2,636	1,220	2.2	100	29	3.4
133	Dhaka CWH	Araihazar	52,088	14,422	3.6	77,980	20,293	3.8	143	43	3.3	4,079	2,140	1.9	299	93	3.2
134	Dhaka CWH	Bandar	74,117	34,156	2.2	41,458	15,773	2.6	97	22	4.4	4,474	2,099	2.1	187	58	3.2
135	Dhaka CWH	Belabo	17,832	8,295	2.1	8,970	7,425	1.2	130	17	7.6	1,475	798	1.8	50	46	1.1
136	Dhaka CWH	Daulatpur	25,488	11,389	2.2	25,270	9,057	2.8	77	9	8.6	2,109	1,007	2.1	100	59	1.7
137	Dhaka CWH	Dhamrai	49,104	23,293	2.1	27,264	19,476	1.4	245	116	2.1	1,984	1,430	1.4	350	67	5.2
138	Dhaka CWH	Dohar	28,588	12,479	2.3	9,090	6,718	1.4	99	12	8.3	1,358	658	2.1	0	42	0.0
139	Dhaka CWH	Gazaria	16,700	7,382	2.3	26,590	6,066	4.4	83	15	5.5	1,194	665	1.8	101	34	3.0
140	Dhaka CWH	Gazipur Sadar	67,620	41,254	1.6	21,510	16,784	1.3	195	60	3.3	3,916	1,654	2.4	300	55	5.5
141	Dhaka CWH	Ghior	17,460	8,768	2.0	53,530	5,549	9.6	67	12	5.6	938	479	2.0	200	33	6.1
142	Dhaka CWH	Harirampur	60,692	12,493	4.9	60,905	4,836	12.6	93	3	31.0	803	356	2.3	1,173	50	23.5
143	Dhaka CWH	Kaliakair	47,609	23,296	2.0	12,618	18,082	0.7	56	25	2.2	1,479	750	2.0	300	37	8.1
144	Dhaka CWH	Kaliganj	62,684	29,615	2.1	44,410	13,357	3.3	41	11	3.7	2,956	1,512	2.0	250	25	10.0
145	Dhaka CWH	Kapasia	29,160	15,713	1.9	17,265	11,907	1.4	112	9	12.4	1,195	610	2.0	400	70	5.7
146	Dhaka CWH	Keraniganj	76,200	37,024	2.1	72,610	18,551	3.9	310	99	3.1	5,180	2,486	2.1	500	136	3.7
147	Dhaka CWH	Lohajang	21,936	10,289	2.1	23,040	6,359	3.6	120	11	10.9	1,295	536	2.4	300	28	10.7
148	Dhaka CWH	Manikganj Sadar	26,700	23,689	1.1	40,800	11,339	3.6	355	17	20.9	878	829	1.1	300	141	2.1
149	Dhaka CWH	Manohardi	26,400	12,225	2.2	75,625	8,563	8.8	192	32	6.0	3,726	1,870	2.0	200	26	7.7
150	Dhaka CWH	Mirpur	182,340	128,869	1.4	76,845	27,880	2.8	965	289	3.3	19,690	7,677	2.6	1,020	335	3.0

SL	Warehouse Name	Upazila Name	Condom			Shukhi			IUD			Injectables			Implant		
			CBL	AMD	MOS	CBL	AMD	MOS	CBL	AMD	MOS	CBL	AMD	MOS	CBL	AMD	MOS
151	Dhaka CWH	Munshiganj Sadar	52,308	25,798	2.0	64,440	16,411	3.9	87	25	3.5	3,005	1,405	2.1	300	64	4.7
152	Dhaka CWH	Narayanganj Sadar	162,372	75,078	2.2	39,830	45,608	0.9	144	37	3.9	15,205	7,250	2.1	800	132	6.1
153	Dhaka CWH	Narsingdi Sadar	134,532	55,965	2.4	19,881	50,436	0.4	331	124	2.7	18,437	8,391	2.2	710	129	5.5
154	Dhaka CWH	Nawabganj	36,583	16,166	2.3	43,220	9,260	4.7	79	12	6.6	1,484	675	2.2	10	59	0.2
155	Dhaka CWH	Palash	28,500	12,903	2.2	580	10,723	0.1	44	15	2.9	1,878	940	2.0	80	44	1.8
156	Dhaka CWH	Roytura	88,668	42,682	2.1	73,000	22,007	3.3	187	89	2.1	7,824	3,656	2.1	200	61	3.3
157	Dhaka CWH	Rupganj	54,184	32,473	1.7	168,445	31,989	5.3	113	40	2.8	5,707	2,900	2.0	600	80	7.5
158	Dhaka CWH	Saturia	22,900	11,614	2.0	22,410	8,126	2.8	115	23	5.0	1,174	655	1.8	350	51	6.9
159	Dhaka CWH	Savar	62,200	72,883	0.9	36,645	26,258	1.4	192	96	2.0	8,274	3,920	2.1	300	100	3.0
160	Dhaka CWH	Serajdikhan	32,624	15,454	2.1	73,139	14,525	5.0	129	35	3.7	1,841	889	2.1	0	65	0.0
161	Dhaka CWH	Shibalaya	3,000	10,562	0.3	15,599	7,436	2.1	116	9	12.9	1,044	783	1.3	350	56	6.3
162	Dhaka CWH	Shibpur	38,984	18,322	2.1	53,080	13,828	3.8	80	21	3.8	3,333	1,713	1.9	200	63	3.2
163	Dhaka CWH	Singair	75,960	18,725	4.1	80,957	10,052	8.1	68	14	4.9	1,485	603	2.5	700	46	15.2
164	Dhaka CWH	Sonargaon	51,881	24,291	2.1	79,332	20,757	3.8	126	19	6.6	5,181	2,597	2.0	400	57	7.0
165	Dhaka CWH	Sreenagar	25,708	11,910	2.2	92,800	9,358	9.9	100	18	5.6	1,144	639	1.8	300	53	5.7
166	Dhaka CWH	Sreepur	51,260	24,880	2.1	29,300	20,920	1.4	140	33	4.2	3,174	1,449	2.2	600	86	7.0
167	Dhaka CWH	Tejgaon	471,100	154,418	3.1	200,970	55,853	3.6	960	315	3.0	18,775	8,151	2.3	980	394	2.5
168	Dhaka CWH	Tongi	53,148	25,584	2.1	41,205	7,869	5.2	183	44	4.2	1,472	655	2.2	333	64	5.2
169	Dhaka CWH	Tongibari	24,220	10,980	2.2	52,220	7,788	6.7	110	10	11.0	853	410	2.1	450	21	21.4
170	Dinajpur RWH	Atwari	14,386	2,307	6.2	25,145	5,217	4.8	91	6	15.2	2,047	589	3.5	100	31	3.2
171	Dinajpur RWH	Baliadangi	20,800	3,111	6.7	45,395	5,656	8.0	121	7	17.3	3,658	1,511	2.4	100	34	2.9
172	Dinajpur RWH	Biral	21,626	8,257	2.6	91,730	10,978	8.4	177	10	17.7	4,172	1,128	3.7	10	100	0.1
173	Dinajpur RWH	Birampur	17,100	6,302	2.7	44,445	5,638	7.9	183	13	14.1	1,484	237	6.3	50	39	1.3
174	Dinajpur RWH	Birganj	20,376	9,313	2.2	50,880	19,577	2.6	203	25	8.1	3,904	1,734	2.3	50	229	0.2
175	Dinajpur RWH	Bochaganj	17,556	4,821	3.6	43,150	8,808	4.9	175	23	7.6	1,889	664	2.8	300	75	4.0

SL	Warehouse Name	Upazila Name	Condom			Shukhi			IUD			Injectables			Implant		
			CBL	AMD	MOS	CBL	AMD	MOS	CBL	AMD	MOS	CBL	AMD	MOS	CBL	AMD	MOS
176	Dinajpur RWH	Boda	19,100	6,973	2.7	24,205	15,234	1.6	150	6	25.0	5,267	2,226	2.4	100	121	0.8
177	Dinajpur RWH	Chirirbandar	18,617	6,424	2.9	49,870	13,890	3.6	151	9	16.8	2,635	1,202	2.2	100	76	1.3
178	Dinajpur RWH	Debiganj	26,100	9,674	2.7	61,965	18,928	3.3	224	22	10.2	6,307	3,169	2.0	50	65	0.8
179	Dinajpur RWH	Dinajpur Sadar	45,800	21,618	2.1	70,175	16,381	4.3	170	34	5.0	3,998	2,096	1.9	20	257	0.1
180	Dinajpur RWH	Fulbari	20,940	7,713	2.7	39,870	7,469	5.3	169	19	8.9	1,104	284	3.9	10	76	0.1
181	Dinajpur RWH	Haripur	24,700	2,659	9.3	40,373	5,559	7.3	121	11	11.0	3,189	498	6.4	2	22	0.1
182	Dinajpur RWH	Kaharole	20,500	3,299	6.2	34,680	9,718	3.6	110	23	4.8	2,873	618	4.6	100	89	1.1
183	Dinajpur RWH	Khansama	19,200	3,941	4.9	62,980	14,271	4.4	116	10	11.6	3,700	1,228	3.0	250	127	2.0
184	Dinajpur RWH	Nawabganj	23,200	9,127	2.5	49,210	11,543	4.3	196	6	32.7	2,818	1,191	2.4	200	62	3.2
185	Dinajpur RWH	Panchagarh Sadar	23,100	9,537	2.4	18,485	12,974	1.4	163	13	12.5	5,341	2,098	2.5	50	54	0.9
186	Dinajpur RWH	Parbatipur	41,460	19,243	2.2	37,430	18,937	2.0	324	52	6.2	4,525	1,731	2.6	350	145	2.4
187	Dinajpur RWH	Pirganj	34,670	5,478	6.3	76,955	8,932	8.6	144	24	6.0	3,218	923	3.5	400	67	6.0
188	Dinajpur RWH	Ranisankail	20,872	4,938	4.2	38,090	12,674	3.0	135	8	16.9	2,943	941	3.1	205	47	4.4
189	Dinajpur RWH	Tentulia	12,840	5,518	2.3	31,120	6,621	4.7	97	18	5.4	2,996	491	6.1	50	41	1.2
190	Dinajpur RWH	Thakurgaon Sadar	46,500	15,872	2.9	80,800	24,957	3.2	310	21	14.8	11,252	5,523	2.0	310	182	1.7
191	Faridpur RWH	Alfadanga	96,536	6,634	14.6	21,155	3,427	6.2	73	7	10.4	1,144	481	2.4	100	56	1.8
192	Faridpur RWH	Baliakandi	261,818	23,865	11.0	41,995	11,181	3.8	180	27	6.7	3,551	1,098	3.2	350	32	10.9
193	Faridpur RWH	Bhanga	207,825	22,753	9.1	130,697	13,443	9.7	210	74	2.8	2,311	784	2.9	600	149	4.0
194	Faridpur RWH	Bhedarganj	33,520	6,513	5.1	43,975	8,125	5.4	320	26	12.3	5,421	1,418	3.8	300	61	4.9
195	Faridpur RWH	Boalmari	55,876	12,852	4.3	46,845	10,965	4.3	96	13	7.4	4,193	1,043	4.0	400	106	3.8
196	Faridpur RWH	Char Bhadrasan	16,630	4,932	3.4	5,190	2,214	2.3	31	11	2.8	1,297	162	8.0	50	41	1.2
197	Faridpur RWH	Damudya	39,336	4,278	9.2	28,105	2,832	9.9	170	15	11.3	1,859	278	6.7	150	16	9.4
198	Faridpur RWH	Faridpur Sadar	97,397	41,098	2.4	34,825	18,427	1.9	100	29	3.4	8,056	3,355	2.4	650	177	3.7
199	Faridpur RWH	Goalanda	335,472	5,675	59.1	56,715	3,637	15.6	44	8	5.5	3,078	616	5.0	350	51	6.9
200	Faridpur RWH	Gopalganj Sadar	85,570	28,350	3.0	37,280	15,050	2.5	187	30	6.2	3,900	1,095	3.6	150	128	1.2

SL	Warehouse Name	Upazila Name	Condom			Shukhi			IUD			Injectables			Implant		
			CBL	AMD	MOS	CBL	AMD	MOS	CBL	AMD	MOS	CBL	AMD	MOS	CBL	AMD	MOS
201	Faridpur RWH	Gosairhat	272,768	8,489	32.1	40,260	6,400	6.3	169	15	11.3	3,822	814	4.7	200	29	6.9
202	Faridpur RWH	Kalkini	145,600	16,427	8.9	49,605	13,292	3.7	205	38	5.4	4,732	1,319	3.6	300	80	3.8
203	Faridpur RWH	Kalukhali	81,440	7,599	10.7	20,715	9,093	2.3	205	7	29.3	2,256	417	5.4	0	47	0.0
204	Faridpur RWH	Kashiani	123,048	14,541	8.5	31,795	9,653	3.3	50	9	5.6	2,087	733	2.8	100	65	1.5
205	Faridpur RWH	Kotalipara	52,200	10,485	5.0	53,530	14,261	3.8	77	10	7.7	3,154	675	4.7	502	64	7.8
206	Faridpur RWH	Madaripur Sadar	65,156	16,720	3.9	35,490	19,941	1.8	332	53	6.3	11,706	3,287	3.6	400	97	4.1
207	Faridpur RWH	Madhukhali	302,600	14,845	20.4	67,075	15,365	4.4	135	41	3.3	6,250	1,194	5.2	200	79	2.5
208	Faridpur RWH	Muksudpur	160,860	20,373	7.9	73,205	22,666	3.2	27	19	1.4	6,994	1,862	3.8	400	73	5.5
209	Faridpur RWH	Nagarkanda	132,696	14,817	9.0	47,965	10,413	4.6	107	31	3.5	2,084	492	4.2	250	60	4.2
210	Faridpur RWH	Naria	277,355	7,876	35.2	33,340	8,662	3.8	116	13	8.9	2,188	540	4.1	350	41	8.5
211	Faridpur RWH	Pangsha	201,500	14,610	13.8	54,435	11,467	4.7	57	17	3.4	6,835	1,492	4.6	400	87	4.6
212	Faridpur RWH	Rajbari Sadar	51,632	20,856	2.5	45,085	11,866	3.8	391	79	4.9	4,398	1,307	3.4	650	162	4.0
213	Faridpur RWH	Rajoir	40,615	9,810	4.1	21,080	10,743	2.0	84	8	10.5	3,012	865	3.5	100	54	1.9
214	Faridpur RWH	Sadarpur	256,556	18,683	13.7	40,885	7,449	5.5	56	10	5.6	1,935	491	3.9	0	64	0.0
215	Faridpur RWH	Saltha	63,600	11,036	5.8	24,315	7,877	3.1	102	22	4.6	2,493	548	4.5	0	78	0.0
216	Faridpur RWH	Shariatpur Sadar	34,624	8,205	4.2	28,585	6,530	4.4	232	50	4.6	2,425	602	4.0	220	84	2.6
217	Faridpur RWH	Shib Char	47,236	16,807	2.8	48,215	13,941	3.5	200	33	6.1	6,503	1,374	4.7	100	64	1.6
218	Faridpur RWH	Tungipara	31,456	8,180	3.8	27,900	5,373	5.2	140	13	10.8	1,996	409	4.9	300	32	9.4
219	Faridpur RWH	Zanjira	215,869	12,418	17.4	24,956	7,153	3.5	139	15	9.3	3,754	837	4.5	150	22	6.8
220	Jamalpur RWH	Bakshiganj	21,608	9,720	2.2	16,655	8,824	1.9	26	2	13.0	2,042	707	2.9	250	58	4.3
221	Jamalpur RWH	Char Rajibpur	35,700	15,270	2.3	9,800	3,018	3.2	56	2	28.0	1,432	838	1.7	100	27	3.7
222	Jamalpur RWH	Dewanganj	30,080	14,315	2.1	25,440	9,616	2.6	65	13	5.0	4,050	1,974	2.1	400	124	3.2
223	Jamalpur RWH	Islampur	57,072	25,645	2.2	66,670	17,368	3.8	54	32	1.7	2,453	1,451	1.7	100	92	1.1
224	Jamalpur RWH	Jamalpur Sadar	82,800	43,685	1.9	52,800	34,346	1.5	75	38	2.0	8,000	4,443	1.8	300	136	2.2
225	Jamalpur RWH	Jhenaigati	25,975	12,410	2.1	15,856	12,652	1.3	49	7	7.0	3,254	1,542	2.1	200	47	4.3

SL	Warehouse Name	Upazila Name	Condom			Shukhi			IUD			Injectables			Implant		
			CBL	AMD	MOS	CBL	AMD	MOS	CBL	AMD	MOS	CBL	AMD	MOS	CBL	AMD	MOS
226	Jamalpur RWH	Madarganj	27,200	9,989	2.7	10,080	9,313	1.1	60	18	3.3	1,650	591	2.8	400	115	3.5
227	Jamalpur RWH	Melandaha	69,300	14,217	4.9	41,280	14,221	2.9	90	30	3.0	3,050	1,271	2.4	150	69	2.2
228	Jamalpur RWH	Nakla	25,476	12,253	2.1	51,605	11,597	4.4	106	9	11.8	2,032	1,157	1.8	200	37	5.4
229	Jamalpur RWH	Nalitabari	32,139	15,318	2.1	10,600	13,214	0.8	39	12	3.3	2,192	1,228	1.8	204	65	3.1
230	Jamalpur RWH	Raumari	35,700	19,126	1.9	20,400	8,989	2.3	54	14	3.9	2,271	1,232	1.8	100	36	2.8
231	Jamalpur RWH	Sarishabari	80,100	27,487	2.9	22,080	14,863	1.5	81	43	1.9	3,540	1,496	2.4	300	74	4.1
232	Jamalpur RWH	Sherpur Sadar	71,600	29,745	2.4	30,860	25,461	1.2	110	19	5.8	7,700	3,798	2.0	0	144	0.0
233	Jamalpur RWH	Sreebardi	33,308	16,231	2.1	47,519	14,893	3.2	88	10	8.8	1,245	696	1.8	310	102	3.0
234	Jashore RWH	Abhaynagar	54,036	16,576	3.3	29,995	9,568	3.1	160	7	22.9	3,205	1,492	2.1	150	49	3.1
235	Jashore RWH	Bagher Para	76,916	10,143	7.6	35,245	7,001	5.0	54	17	3.2	2,105	1,002	2.1	250	67	3.7
236	Jashore RWH	Chaugachha	57,500	20,994	2.7	23,025	10,029	2.3	100	7	14.3	1,399	810	1.7	250	69	3.6
237	Jashore RWH	Harinakunda	40,596	9,776	4.2	26,270	11,669	2.3	107	12	8.9	1,703	768	2.2	300	66	4.5
238	Jashore RWH	Jashore Sadar	192,900	79,538	2.4	146,355	45,548	3.2	160	37	4.3	19,221	6,629	2.9	180	106	1.7
239	Jashore RWH	Jhenaidah Sadar	68,855	21,533	3.2	42,920	15,116	2.8	130	35	3.7	3,700	1,685	2.2	200	73	2.7
240	Jashore RWH	Jhikargachha	55,200	19,479	2.8	40,380	9,982	4.0	60	15	4.0	2,300	1,239	1.9	155	43	3.6
241	Jashore RWH	Kalia	33,460	16,148	2.1	35,530	10,525	3.4	395	13	30.4	1,126	639	1.8	400	54	7.4
242	Jashore RWH	Kaliganj	52,200	16,337	3.2	29,375	12,100	2.4	89	8	11.1	1,425	744	1.9	300	61	4.9
243	Jashore RWH	Keshabpur	52,000	13,875	3.7	17,415	8,859	2.0	303	10	30.3	4,243	1,965	2.2	250	56	4.5
244	Jashore RWH	Kotchandpur	24,500	6,533	3.8	38,145	4,611	8.3	50	5	10.0	950	463	2.1	500	26	19.2
245	Jashore RWH	Lohagara	23,048	16,492	1.4	12,340	10,347	1.2	204	8	25.5	1,630	1,516	1.1	800	52	15.4
246	Jashore RWH	Magura Sadar	55,156	27,488	2.0	40,265	23,072	1.7	182	81	2.2	5,038	2,724	1.8	50	177	0.3
247	Jashore RWH	Maheshpur	38,668	11,424	3.4	44,488	8,404	5.3	38	15	2.5	3,200	1,994	1.6	100	40	2.5
248	Jashore RWH	Manirampur	96,200	26,185	3.7	104,445	18,489	5.6	134	15	8.9	10,211	5,306	1.9	200	74	2.7
249	Jashore RWH	Mohammadpur	18,912	7,752	2.4	32,830	8,532	3.8	124	9	13.8	1,314	781	1.7	150	39	3.8
250	Jashore RWH	Narail Sadar	56,650	22,961	2.5	24,985	16,444	1.5	260	17	15.3	3,339	1,657	2.0	150	62	2.4

SL	Warehouse Name	Upazila Name	Condom			Shukhi			IUD			Injectables			Implant		
			CBL	AMD	MOS	CBL	AMD	MOS	CBL	AMD	MOS	CBL	AMD	MOS	CBL	AMD	MOS
251	Jashore RWH	Shailkupa	50,952	20,616	2.5	52,505	15,815	3.3	374	12	31.2	3,094	1,522	2.0	200	97	2.1
252	Jashore RWH	Shalikha	24,060	6,792	3.5	38,074	8,216	4.6	30	8	3.8	1,214	593	2.0	0	44	0.0
253	Jashore RWH	Sharsha	98,736	33,465	3.0	39,095	12,468	3.1	89	14	6.4	4,524	2,438	1.9	50	61	0.8
254	Jashore RWH	Sreepur	71,580	9,350	7.7	10,220	7,242	1.4	120	14	8.6	1,082	566	1.9	400	55	7.3
255	Khulna RWH	Assasuni	90,744	14,133	6.4	112,630	21,992	5.1	70	8	8.8	6,250	1,608	3.9	450	57	7.9
256	Khulna RWH	Bagerhat Sadar	26,364	17,881	1.5	65,790	12,436	5.3	49	10	4.9	3,501	1,040	3.4	240	52	4.6
257	Khulna RWH	Batiaghata	246,600	11,326	21.8	197,780	9,527	20.8	55	8	6.9	2,600	701	3.7	400	49	8.2
258	Khulna RWH	Chitalmari	75,144	17,091	4.4	329,080	9,878	33.3	30	4	7.5	3,885	1,512	2.6	350	40	8.8
259	Khulna RWH	Dacope	66,300	6,190	10.7	416,120	7,656	54.4	72	14	5.1	1,739	492	3.5	100	92	1.1
260	Khulna RWH	Daulatpur	91,608	43,184	2.1	310,475	18,397	16.9	95	17	5.6	7,500	3,544	2.1	400	46	8.7
261	Khulna RWH	Debhata	45,300	13,314	3.4	91,005	8,103	11.2	85	6	14.2	1,810	449	4.0	300	28	10.7
262	Khulna RWH	Dumuria	264,600	27,199	9.7	406,580	23,280	17.5	84	23	3.7	9,077	2,312	3.9	300	142	2.1
263	Khulna RWH	Fakirhat	41,600	9,189	4.5	169,760	6,659	25.5	68	4	17.0	1,351	493	2.7	300	42	7.1
264	Khulna RWH	Kachua	22,992	6,134	3.7	68,440	5,132	13.3	72	8	9.0	1,555	519	3.0	100	16	6.3
265	Khulna RWH	Kalaroa	91,320	21,456	4.3	319,595	7,404	43.2	96	4	24.0	4,433	973	4.6	300	40	7.5
266	Khulna RWH	Kaliganj	84,000	25,192	3.3	190,860	19,927	9.6	137	7	19.6	4,242	1,312	3.2	400	69	5.8
267	Khulna RWH	Khulna Sadar	275,168	63,497	4.3	800,470	16,500	48.5	282	138	2.0	11,174	2,842	3.9	450	33	13.6
268	Khulna RWH	Koyra	855,300	13,030	65.6	172,405	18,748	9.2	60	16	3.8	2,925	596	4.9	300	56	5.4
269	Khulna RWH	Mollahat	49,539	9,428	5.3	235,840	9,011	26.2	35	2	17.5	1,631	437	3.7	0	32	0.0
270	Khulna RWH	Mongla	51,176	12,629	4.1	59,983	8,197	7.3	47	14	3.4	3,410	971	3.5	250	29	8.6
271	Khulna RWH	Morrelganj	104,400	13,251	7.9	666,890	14,971	44.5	241	70	3.4	8,614	1,486	5.8	300	104	2.9
272	Khulna RWH	Paikgachha	350,700	13,493	26.0	534,915	18,476	29.0	95	9	10.6	3,206	921	3.5	100	78	1.3
273	Khulna RWH	Phultala	966,300	11,737	82.3	589,250	4,923	119.7	95	24	4.0	2,440	521	4.7	200	58	3.4
274	Khulna RWH	Rampal	66,600	13,195	5.0	58,315	9,212	6.3	98	10	9.8	2,000	552	3.6	0	33	0.0
275	Khulna RWH	Rupsa	45,000	13,595	3.3	54,705	9,467	5.8	112	12	9.3	1,445	497	2.9	200	56	3.6

SL	Warehouse Name	Upazila Name	Condom			Shukhi			IUD			Injectables			Implant		
			CBL	AMD	MOS	CBL	AMD	MOS	CBL	AMD	MOS	CBL	AMD	MOS	CBL	AMD	MOS
276	Khulna RWH	Sarankhola	35,200	7,166	4.9	142,710	5,688	25.1	30	5	6.0	3,240	915	3.5	200	58	3.4
277	Khulna RWH	Satkhira Sadar	53,900	44,077	1.2	84,450	17,566	4.8	94	21	4.5	9,206	3,491	2.6	300	77	3.9
278	Khulna RWH	Shyamnagar	89,564	18,403	4.9	157,305	21,286	7.4	108	16	6.8	3,454	947	3.6	395	97	4.1
279	Khulna RWH	Tala	110,652	18,162	6.1	305,700	16,510	18.5	153	44	3.5	6,608	2,040	3.2	300	50	6.0
280	Khulna RWH	Terokhada	31,900	14,247	2.2	314,955	6,674	47.2	113	7	16.1	1,349	328	4.1	250	37	6.8
281	Kushtia RWH	Alamdanga	30,120	16,356	1.8	32,465	14,560	2.2	37	14	2.6	4,331	1,972	2.2	0	89	0.0
282	Kushtia RWH	Bheramara	30,900	15,330	2.0	28,020	8,046	3.5	52	5	10.4	2,095	1,010	2.1	300	44	6.8
283	Kushtia RWH	Chuadanga Sadar	53,400	27,195	2.0	20,685	10,594	2.0	51	22	2.3	5,103	2,898	1.8	200	53	3.8
284	Kushtia RWH	Damurhuda	37,964	19,502	1.9	30,186	11,454	2.6	51	19	2.7	5,365	2,917	1.8	50	81	0.6
285	Kushtia RWH	Daulatpur	81,100	41,215	2.0	56,060	20,795	2.7	212	3	70.7	6,383	3,570	1.8	300	36	8.3
286	Kushtia RWH	Gangni	45,720	22,087	2.1	22,780	10,851	2.1	26	12	2.2	8,117	3,983	2.0	150	36	4.2
287	Kushtia RWH	Jiban Nagar	14,000	5,888	2.4	12,375	6,081	2.0	82	23	3.6	2,504	1,200	2.1	0	85	0.0
288	Kushtia RWH	Khoksa	32,400	14,952	2.2	20,995	8,158	2.6	30	2	15.0	864	336	2.6	100	20	5.0
289	Kushtia RWH	Kumarkhali	47,374	22,404	2.1	41,340	10,896	3.8	71	6	11.8	2,545	1,247	2.0	0	66	0.0
290	Kushtia RWH	Kushtia Sadar	90,200	44,435	2.0	52,855	24,492	2.2	121	54	2.2	9,132	4,397	2.1	170	167	1.0
291	Kushtia RWH	Meherpur Sadar	49,284	27,509	1.8	25,175	8,255	3.0	31	14	2.2	5,276	2,688	2.0	100	34	2.9
292	Kushtia RWH	Mirpur	52,600	25,525	2.1	49,445	15,271	3.2	23	6	3.8	3,889	1,854	2.1	400	39	10.3
293	Kushtia RWH	Mujib Nagar	14,608	7,488	2.0	6,550	2,128	3.1	5	6	0.8	1,711	902	1.9	100	14	7.1
294	Mymensingh RWH	Atpara	64,270	5,853	11.0	90,765	6,929	13.1	151	3	50.3	2,489	694	3.6	250	48	5.2
295	Mymensingh RWH	Austagram	77,700	10,106	7.7	38,350	7,145	5.4	100	22	4.5	2,319	941	2.5	300	22	13.6
296	Mymensingh RWH	Bajitpur	91,984	14,980	6.1	57,280	12,366	4.6	87	11	7.9	2,033	696	2.9	200	37	5.4
297	Mymensingh RWH	Barhatta	67,324	10,350	6.5	41,040	13,108	3.1	138	2	69.0	3,280	1,446	2.3	300	67	4.5
298	Mymensingh RWH	Bhairab	88,782	20,660	4.3	51,040	10,764	4.7	243	21	11.6	3,228	1,283	2.5	400	74	5.4
299	Mymensingh RWH	Bhaluka	143,100	32,983	4.3	29,760	25,137	1.2	254	71	3.6	4,314	1,673	2.6	200	71	2.8
300	Mymensingh RWH	Dharampasha	74,560	19,972	3.7	103,330	15,330	6.7	118	10	11.8	4,184	1,430	2.9	500	149	3.4

SL	Warehouse Name	Upazila Name	Condom			Shukhi			IUD			Injectables			Implant		
			CBL	AMD	MOS	CBL	AMD	MOS	CBL	AMD	MOS	CBL	AMD	MOS	CBL	AMD	MOS
301	Mymensingh RWH	Dhobaura	64,200	12,098	5.3	48,875	12,100	4.0	81	5	16.2	3,000	1,183	2.5	150	40	3.8
302	Mymensingh RWH	Durgapur	76,000	19,864	3.8	8,640	15,952	0.5	185	6	30.8	5,206	2,365	2.2	200	48	4.2
303	Mymensingh RWH	Fulbaria	104,100	21,241	4.9	50,780	31,497	1.6	164	46	3.6	3,215	1,331	2.4	200	42	4.8
304	Mymensingh RWH	Gaffargaon	110,880	29,348	3.8	30,900	22,077	1.4	84	25	3.4	5,124	2,055	2.5	100	84	1.2
305	Mymensingh RWH	Gauripur	159,684	10,970	14.6	173,600	19,139	9.1	181	22	8.2	4,149	1,671	2.5	200	63	3.2
306	Mymensingh RWH	Haluaghat	69,500	12,485	5.6	105,460	20,306	5.2	148	15	9.9	3,278	1,322	2.5	300	56	5.4
307	Mymensingh RWH	Hossainpur	84,190	7,309	11.5	179,950	7,957	22.6	87	23	3.8	2,530	795	3.2	200	59	3.4
308	Mymensingh RWH	Ishwarganj	81,392	16,676	4.9	54,720	38,675	1.4	70	11	6.4	4,596	1,985	2.3	200	47	4.3
309	Mymensingh RWH	Itna	28,472	6,151	4.6	24,555	7,659	3.2	141	2	70.5	959	200	4.8	200	41	4.9
310	Mymensingh RWH	Kalmakanda	69,240	23,497	2.9	26,535	20,732	1.3	125	13	9.6	2,936	1,196	2.5	240	42	5.7
311	Mymensingh RWH	Karimganj	75,312	11,616	6.5	110,415	14,030	7.9	113	22	5.1	1,986	783	2.5	200	111	1.8
312	Mymensingh RWH	Katiadi	76,140	14,687	5.2	74,268	11,875	6.3	79	31	2.5	3,292	1,340	2.5	300	98	3.1
313	Mymensingh RWH	Kendua	85,148	14,586	5.8	48,230	22,836	2.1	76	17	4.5	4,143	1,272	3.3	426	109	3.9
314	Mymensingh RWH	Khaliajuri	38,720	6,531	5.9	15,850	6,099	2.6	100	4	25.0	1,313	362	3.6	200	43	4.7
315	Mymensingh RWH	Kishoreganj Sadar	65,400	28,532	2.3	43,680	18,389	2.4	314	90	3.5	5,012	2,192	2.3	200	107	1.9
316	Mymensingh RWH	Kuliar Char	72,200	8,971	8.0	79,060	8,300	9.5	60	11	5.5	2,324	712	3.3	300	50	6.0
317	Mymensingh RWH	Madan	64,692	9,762	6.6	27,660	10,565	2.6	215	7	30.7	2,499	633	3.9	42	87	0.5
318	Mymensingh RWH	Mithamain	39,636	8,921	4.4	23,450	7,303	3.2	113	7	16.1	727	254	2.9	200	39	5.1
319	Mymensingh RWH	Mohanganj	52,650	7,436	7.1	24,120	10,789	2.2	80	11	7.3	2,616	1,024	2.6	55	64	0.9
320	Mymensingh RWH	Muktagachha	55,012	23,063	2.4	12,900	28,482	0.5	83	16	5.2	2,216	2,035	1.1	150	77	1.9
321	Mymensingh RWH	Mymensingh Sadar	126,680	46,232	2.7	54,320	38,864	1.4	249	79	3.2	7,626	3,477	2.2	460	131	3.5
322	Mymensingh RWH	Nandail	100,714	13,325	7.6	82,550	41,412	2.0	205	19	10.8	5,586	2,338	2.4	200	79	2.5
323	Mymensingh RWH	Netrakona Sadar	53,303	18,356	2.9	29,840	24,457	1.2	118	8	14.8	5,157	2,413	2.1	200	133	1.5
324	Mymensingh RWH	Nikli	57,613	6,726	8.6	27,980	5,486	5.1	99	25	4.0	1,856	580	3.2	150	54	2.8
325	Mymensingh RWH	Pakundia	74,976	8,930	8.4	35,300	9,209	3.8	74	26	2.8	2,296	644	3.6	200	87	2.3

SL	Warehouse Name	Upazila Name	Condom			Shukhi			IUD			Injectables			Implant		
			CBL	AMD	MOS	CBL	AMD	MOS	CBL	AMD	MOS	CBL	AMD	MOS	CBL	AMD	MOS
326	Mymensingh RWH	Phulpur	101,100	18,829	5.4	68,390	34,753	2.0	175	45	3.9	6,607	2,503	2.6	200	160	1.3
327	Mymensingh RWH	Purbadhala	75,749	11,430	6.6	34,214	18,798	1.8	117	10	11.7	4,695	2,045	2.3	350	96	3.6
328	Mymensingh RWH	Tarail	58,304	11,779	4.9	31,860	9,712	3.3	76	22	3.5	1,909	636	3.0	50	45	1.1
329	Mymensingh RWH	Trishal	109,278	28,275	3.9	43,590	33,818	1.3	207	27	7.7	4,165	1,657	2.5	250	77	3.2
330	Noakhali RWH	Begumganj	10,300	19,383	0.5	5,250	12,634	0.4	118	110	1.1	694	1,683	0.4	10	177	0.1
331	Noakhali RWH	Chatkhil	11,400	3,869	2.9	7,734	3,698	2.1	53	26	2.0	844	771	1.1	1	59	0.0
332	Noakhali RWH	Chhagalnaiya	15,100	6,980	2.2	10,280	7,097	1.4	70	18	3.9	2,862	1,090	2.6	130	41	3.2
333	Noakhali RWH	Companiganj	18,812	7,430	2.5	10,765	5,909	1.8	109	18	6.1	3,007	1,210	2.5	50	61	0.8
334	Noakhali RWH	Daganbhuiyan	27,312	12,063	2.3	8,955	5,532	1.6	69	15	4.6	2,414	888	2.7	150	30	5.0
335	Noakhali RWH	Feni Sadar	61,200	32,165	1.9	28,759	14,175	2.0	473	177	2.7	6,783	3,484	1.9	570	150	3.8
336	Noakhali RWH	Fulgazi	10,296	4,706	2.2	12,110	3,183	3.8	103	16	6.4	974	412	2.4	200	21	9.5
337	Noakhali RWH	Hatiya	45,136	17,870	2.5	31,084	17,100	1.8	189	95	2.0	5,568	2,773	2.0	500	152	3.3
338	Noakhali RWH	Kabirhat	21,258	7,008	3.0	17,605	5,539	3.2	150	16	9.4	3,700	1,199	3.1	5	63	0.1
339	Noakhali RWH	Kamalnagar	13,056	6,691	2.0	10,159	5,834	1.7	185	61	3.0	7,764	3,389	2.3	55	84	0.7
340	Noakhali RWH	Lakshmpur Sadar	29,584	13,298	2.2	8,495	12,067	0.7	150	49	3.1	6,926	5,954	1.2	300	116	2.6
341	Noakhali RWH	Noakhali Sadar	36,840	24,150	1.5	17,530	11,180	1.6	108	84	1.3	4,899	2,720	1.8	100	177	0.6
342	Noakhali RWH	Parshuram	12,031	3,126	3.8	9,200	3,122	2.9	101	20	5.1	952	333	2.9	300	38	7.9
343	Noakhali RWH	Ramganj	14,396	5,852	2.5	12,690	4,229	3.0	70	12	5.8	2,994	1,318	2.3	0	49	0.0
344	Noakhali RWH	Ramgati	40,795	3,489	11.7	8,177	5,203	1.6	89	20	4.5	7,174	3,293	2.2	200	57	3.5
345	Noakhali RWH	Roypur	20,564	3,439	6.0	16,390	7,260	2.3	149	47	3.2	2,856	1,250	2.3	200	41	4.9
346	Noakhali RWH	Senbagh	21,600	7,977	2.7	9,770	6,442	1.5	106	25	4.2	3,201	1,327	2.4	0	67	0.0
347	Noakhali RWH	Sonagazi	21,840	9,380	2.3	18,765	7,222	2.6	120	27	4.4	5,190	2,133	2.4	200	51	3.9
348	Noakhali RWH	Sonaimuri	20,800	7,932	2.6	14,855	5,567	2.7	105	30	3.5	3,162	1,638	1.9	105	85	1.2
349	Noakhali RWH	Subarnachar	21,100	10,688	2.0	9,610	7,862	1.2	110	26	4.2	3,083	1,252	2.5	60	113	0.5
350	Pabna RWH	Atgharia	87,300	11,182	7.8	29,880	9,401	3.2	140	9	15.6	2,304	493	4.7	150	29	5.2

SL	Warehouse Name	Upazila Name	Condom			Shukhi			IUD			Injectables			Implant		
			CBL	AMD	MOS	CBL	AMD	MOS	CBL	AMD	MOS	CBL	AMD	MOS	CBL	AMD	MOS
351	Pabna RWH	Belkuchi	202,784	41,037	4.9	47,460	16,694	2.8	119	11	10.8	7,665	1,847	4.1	100	27	3.7
352	Pabna RWH	Bera	340,900	9,488	35.9	141,330	11,279	12.5	204	65	3.1	3,941	1,255	3.1	200	31	6.5
353	Pabna RWH	Bhangura	151,908	7,625	19.9	94,920	4,791	19.8	97	7	13.9	1,350	184	7.3	60	29	2.1
354	Pabna RWH	Chatmohar	176,976	30,024	5.9	40,560	26,633	1.5	150	32	4.7	5,300	1,503	3.5	200	57	3.5
355	Pabna RWH	Faridpur	161,388	7,604	21.2	24,215	6,338	3.8	150	12	12.5	4,851	915	5.3	200	33	6.1
356	Pabna RWH	Ishwardi	97,368	29,181	3.3	42,645	17,306	2.5	254	26	9.8	3,550	1,209	2.9	400	85	4.7
357	Pabna RWH	Kamarkhanda	101,722	11,250	9.0	30,525	8,784	3.5	203	24	8.5	4,574	905	5.1	100	32	3.1
358	Pabna RWH	Kazipur	185,500	26,207	7.1	38,704	14,511	2.7	164	102	1.6	10,162	2,416	4.2	300	108	2.8
359	Pabna RWH	Pabna Sadar	114,256	43,577	2.6	23,811	24,797	1.0	338	87	3.9	14,864	4,375	3.4	200	87	2.3
360	Pabna RWH	Royganj	109,900	21,189	5.2	58,320	21,770	2.7	211	29	7.3	6,923	1,593	4.3	150	16	9.4
361	Pabna RWH	Santhia	190,200	27,582	6.9	32,725	17,087	1.9	112	27	4.1	7,600	3,528	2.2	100	55	1.8
362	Pabna RWH	Shahjadpur	245,684	31,090	7.9	85,695	20,292	4.2	334	97	3.4	11,123	3,684	3.0	300	157	1.9
363	Pabna RWH	Sirajganj Sadar	119,700	41,676	2.9	46,123	21,678	2.1	290	53	5.5	9,763	3,397	2.9	150	52	2.9
364	Pabna RWH	Sujanagar	275,304	12,833	21.5	51,430	10,298	5.0	164	17	9.6	5,900	1,626	3.6	200	41	4.9
365	Pabna RWH	Tarash	164,100	16,640	9.9	23,280	15,546	1.5	275	39	7.1	3,640	1,223	3.0	150	32	4.7
366	Pabna RWH	Ullah Para	182,100	65,848	2.8	56,275	32,336	1.7	434	138	3.1	9,967	6,132	1.6	200	30	6.7
367	Patuakhali RWH	Amtali	20,996	11,464	1.8	36,745	17,311	2.1	57	22	2.6	3,409	1,868	1.8	400	157	2.5
368	Patuakhali RWH	Bamna	9,700	3,707	2.6	12,790	4,686	2.7	60	12	5.0	486	206	2.4	100	73	1.4
369	Patuakhali RWH	Barguna Sadar	16,200	9,133	1.8	28,940	12,883	2.2	160	48	3.3	5,900	3,343	1.8	250	120	2.1
370	Patuakhali RWH	Bauphal	16,200	8,199	2.0	22,710	14,696	1.5	135	47	2.9	3,785	1,901	2.0	200	97	2.1
371	Patuakhali RWH	Betagi	7,800	5,269	1.5	15,270	5,066	3.0	80	11	7.3	1,265	655	1.9	150	51	2.9
372	Patuakhali RWH	Dashmina	10,282	4,061	2.5	15,565	6,645	2.3	79	14	5.6	1,893	926	2.0	300	98	3.1
373	Patuakhali RWH	Dumki	11,016	3,612	3.0	7,500	2,974	2.5	85	9	9.4	850	387	2.2	100	30	3.3
374	Patuakhali RWH	Galachipa	30,380	14,178	2.1	49,240	22,691	2.2	114	41	2.8	8,063	4,029	2.0	150	193	0.8
375	Patuakhali RWH	Kalapara	26,312	12,689	2.1	33,155	16,153	2.1	127	25	5.1	6,190	3,198	1.9	400	80	5.0

SL	Warehouse Name	Upazila Name	Condom			Shukhi			IUD			Injectables			Implant		
			CBL	AMD	MOS	CBL	AMD	MOS	CBL	AMD	MOS	CBL	AMD	MOS	CBL	AMD	MOS
376	Patuakhali RWH	Mirzaganj	12,544	5,669	2.2	22,475	6,367	3.5	110	8	13.8	1,207	583	2.1	150	34	4.4
377	Patuakhali RWH	Patharghata	14,328	6,618	2.2	21,145	9,020	2.3	65	25	2.6	2,578	1,238	2.1	300	108	2.8
378	Patuakhali RWH	Patuakhali Sadar	34,692	15,816	2.2	31,128	14,492	2.1	265	80	3.3	6,293	3,211	2.0	430	173	2.5
379	Rajshahi RWH	Bagatipara	66,480	17,389	3.8	26,030	6,444	4.0	56	4	14.0	709	326	2.2	150	53	2.8
380	Rajshahi RWH	Bagha	69,600	25,681	2.7	31,755	9,111	3.5	51	5	10.2	2,607	1,453	1.8	100	38	2.6
381	Rajshahi RWH	Baghmara	112,700	39,369	2.9	36,180	24,945	1.5	202	31	6.5	3,914	1,957	2.0	100	61	1.6
382	Rajshahi RWH	Baraigram	75,000	15,273	4.9	24,300	9,582	2.5	106	19	5.6	2,080	1,196	1.7	40	65	0.6
383	Rajshahi RWH	Bholahat	26,028	7,108	3.7	24,180	4,840	5.0	49	2	24.5	1,008	500	2.0	250	36	6.9
384	Rajshahi RWH	Boalia	102,600	49,998	2.1	23,040	5,807	4.0	64	25	2.6	3,450	1,882	1.8	250	91	2.7
385	Rajshahi RWH	Chapai Nababganj Sadar	113,700	41,641	2.7	44,520	14,118	3.2	170	55	3.1	5,013	2,411	2.1	150	38	3.9
386	Rajshahi RWH	Charghat	96,000	23,148	4.1	26,400	10,898	2.4	112	14	8.0	1,000	546	1.8	50	74	0.7
387	Rajshahi RWH	Durgapur	41,172	19,958	2.1	30,145	8,055	3.7	66	3	22.0	1,291	316	4.1	50	43	1.2
388	Rajshahi RWH	Godagari	210,600	33,981	6.2	105,700	13,984	7.6	117	8	14.6	6,276	2,120	3.0	50	69	0.7
389	Rajshahi RWH	Gomastapur	53,700	27,428	2.0	26,772	12,008	2.2	77	16	4.8	1,731	668	2.6	100	56	1.8
390	Rajshahi RWH	Gurudaspur	116,832	26,605	4.4	45,285	13,565	3.3	89	4	22.3	2,602	1,027	2.5	100	87	1.1
391	Rajshahi RWH	Lalpur	102,207	19,574	5.2	89,965	14,602	6.2	87	13	6.7	2,936	1,431	2.1	315	82	3.8
392	Rajshahi RWH	Mohanpur	71,472	11,909	6.0	31,415	5,303	5.9	17	2	8.5	1,992	820	2.4	400	44	9.1
393	Rajshahi RWH	Nachole	26,100	12,033	2.2	14,880	4,814	3.1	47	3	15.7	1,400	700	2.0	50	16	3.1
394	Rajshahi RWH	Natore Sadar	100,104	33,491	3.0	48,150	13,908	3.5	99	25	4.0	2,102	1,012	2.1	80	139	0.6
395	Rajshahi RWH	Paba	120,300	49,949	2.4	66,930	9,304	7.2	20	4	5.0	6,313	3,199	2.0	0	38	0.0
396	Rajshahi RWH	Puthia	65,297	29,053	2.2	39,700	14,080	2.8	52	11	4.7	2,024	963	2.1	50	40	1.3
397	Rajshahi RWH	Shibganj	115,200	47,755	2.4	61,440	20,078	3.1	80	11	7.3	3,300	1,705	1.9	100	70	1.4
398	Rajshahi RWH	Singra	120,910	21,212	5.7	94,220	15,176	6.2	69	21	3.3	2,495	1,137	2.2	250	131	1.9
399	Rajshahi RWH	Tanore	76,800	21,491	3.6	39,360	13,627	2.9	82	4	20.5	1,702	846	2.0	770	69	11.2
400	Rangamati RWH	Baghaichhari	5,880	9,453	0.6	3,210	6,151	0.5	87	4	21.8	1,736	311	5.6	20	20	1.0

SL	Warehouse Name	Upazila Name	Condom			Shukhi			IUD			Injectables			Implant		
			CBL	AMD	MOS	CBL	AMD	MOS	CBL	AMD	MOS	CBL	AMD	MOS	CBL	AMD	MOS
401	Rangamati RWH	Barkal	31,900	3,829	8.3	28,810	3,318	8.7	60	2	30.0	2,038	343	5.9	100	13	7.7
402	Rangamati RWH	Belai Chhari	16,701	1,504	11.1	7,933	2,288	3.5	29	2	14.5	793	123	6.4	70	30	2.3
403	Rangamati RWH	Jurai Chhari	20,088	1,918	10.5	14,370	2,170	6.6	44	4	11.0	926	166	5.6	100	18	5.6
404	Rangamati RWH	Kaptai	16,200	5,145	3.1	5,600	2,409	2.3	20	3	6.7	2,083	321	6.5	120	26	4.6
405	Rangamati RWH	Kawkhali (betbunia)	12,356	2,411	5.1	7,255	2,264	3.2	100	9	11.1	1,033	387	2.7	160	35	4.6
406	Rangamati RWH	Langadu	18,030	4,684	3.8	10,983	3,633	3.0	136	11	12.4	2,737	471	5.8	210	26	8.1
407	Rangamati RWH	Naniarchar	25,968	4,526	5.7	12,040	3,992	3.0	50	3	16.7	1,562	252	6.2	150	18	8.3
408	Rangamati RWH	Rajasthali	12,484	1,072	11.6	6,560	1,555	4.2	59	3	19.7	391	72	5.4	50	11	4.5
409	Rangamati RWH	Rangamati Sadar	25,468	8,303	3.1	1,574	7,024	0.2	162	55	2.9	603	655	0.9	200	37	5.4
410	Rangpur RWH	Aditmari	259,900	12,311	21.1	317,973	15,541	20.5	251	102	2.5	5,487	3,092	1.8	300	88	3.4
411	Rangpur RWH	Badarganj	155,244	11,616	13.4	192,400	18,827	10.2	85	36	2.4	4,750	2,155	2.2	0	93	0.0
412	Rangpur RWH	Bhurungamari	181,269	13,355	13.6	509,057	13,347	38.1	67	38	1.8	8,655	2,662	3.3	500	52	9.6
413	Rangpur RWH	Chilmari	182,708	12,880	14.2	287,350	8,921	32.2	80	19	4.2	2,357	1,023	2.3	50	49	1.0
414	Rangpur RWH	Dimla	236,736	6,806	34.8	395,480	18,262	21.7	101	41	2.5	3,209	1,808	1.8	600	83	7.2
415	Rangpur RWH	Domar	134,880	6,738	20.0	180,047	13,214	13.6	61	9	6.8	4,359	2,020	2.2	5	70	0.1
416	Rangpur RWH	Fulchhari	42,476	7,597	5.6	52,650	6,395	8.2	88	24	3.7	5,556	1,802	3.1	200	47	4.3
417	Rangpur RWH	Gaibandha Sadar	50,486	17,395	2.9	38,180	22,649	1.7	66	22	3.0	8,009	3,813	2.1	100	174	0.6
418	Rangpur RWH	Gangachara	133,516	15,290	8.7	109,360	19,958	5.5	139	47	3.0	8,608	4,248	2.0	0	88	0.0
419	Rangpur RWH	Gobindaganj	536,736	25,663	20.9	122,625	26,774	4.6	37	15	2.5	6,749	2,461	2.7	214	84	2.5
420	Rangpur RWH	Hatibandha	226,528	8,631	26.2	322,410	9,732	33.1	97	31	3.1	4,791	2,073	2.3	100	80	1.3
421	Rangpur RWH	Jaldhaka	176,388	13,515	13.1	143,160	23,940	6.0	58	34	1.7	7,629	3,821	2.0	0	98	0.0
422	Rangpur RWH	Kaliganj	265,676	6,013	44.2	312,030	9,922	31.4	138	48	2.9	3,185	1,520	2.1	100	81	1.2
423	Rangpur RWH	Kaunia	112,000	11,049	10.1	593,435	9,408	63.1	46	17	2.7	6,448	2,690	2.4	300	68	4.4
424	Rangpur RWH	Kishoreganj	266,400	5,186	51.4	393,480	15,397	25.6	100	29	3.4	4,325	1,485	2.9	250	100	2.5
425	Rangpur RWH	Kurigram Sadar	27,356	12,381	2.2	51,265	10,205	5.0	106	37	2.9	5,779	2,716	2.1	100	59	1.7

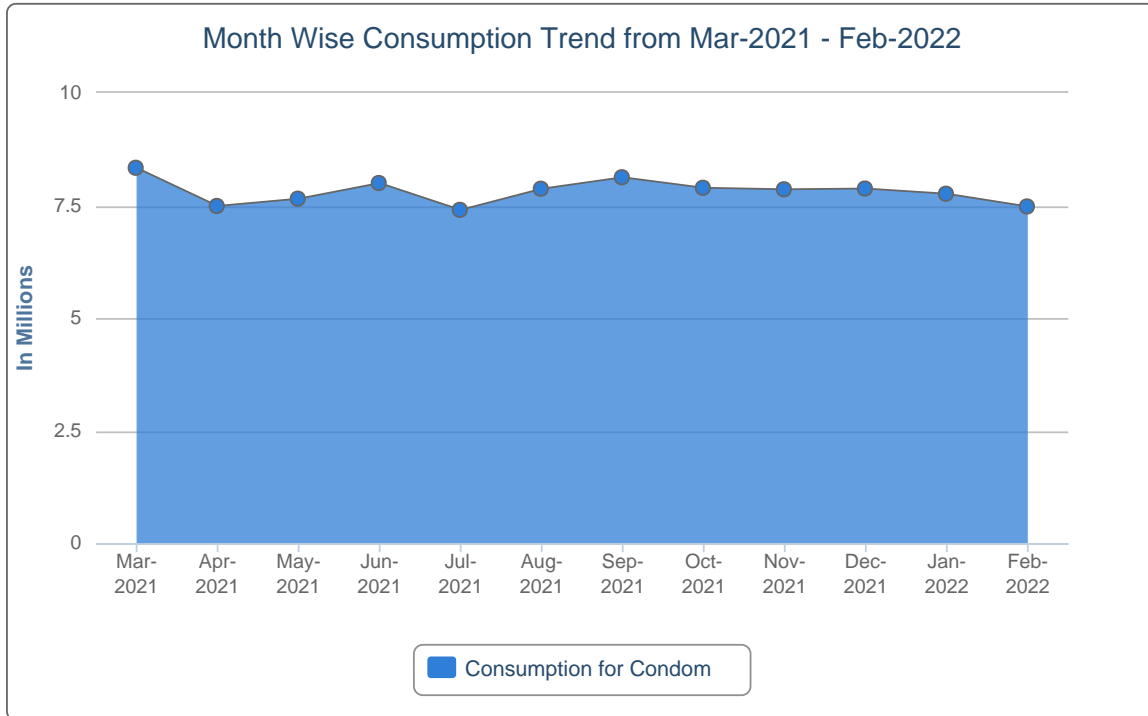
SL	Warehouse Name	Upazila Name	Condom			Shukhi			IUD			Injectables			Implant		
			CBL	AMD	MOS	CBL	AMD	MOS	CBL	AMD	MOS	CBL	AMD	MOS	CBL	AMD	MOS
426	Rangpur RWH	Lalmonirhat Sadar	31,428	9,863	3.2	67,940	14,277	4.8	44	20	2.2	7,280	3,251	2.2	0	88	0.0
427	Rangpur RWH	Mitha Pukur	146,100	16,434	8.9	340,620	20,799	16.4	15	4	3.8	6,262	2,470	2.5	50	34	1.5
428	Rangpur RWH	Nageshwari	146,700	14,086	10.4	377,505	29,038	13.0	86	34	2.5	10,295	4,260	2.4	10	79	0.1
429	Rangpur RWH	Nilphamari Sadar	26,088	10,277	2.5	52,540	26,164	2.0	76	56	1.4	7,011	3,073	2.3	50	87	0.6
430	Rangpur RWH	Palashbari	24,640	9,150	2.7	40,080	14,476	2.8	48	8	6.0	5,421	2,147	2.5	100	68	1.5
431	Rangpur RWH	Patgram	207,972	5,940	35.0	242,880	10,853	22.4	25	24	1.0	5,408	2,102	2.6	200	45	4.4
432	Rangpur RWH	Phulbari	264,400	5,981	44.2	236,385	12,459	19.0	163	76	2.1	5,857	2,692	2.2	500	53	9.4
433	Rangpur RWH	Pirgachha	30,000	9,931	3.0	83,570	12,644	6.6	235	71	3.3	6,650	2,620	2.5	200	84	2.4
434	Rangpur RWH	Pirganj	253,948	19,031	13.3	88,020	27,121	3.2	108	50	2.2	5,700	2,230	2.6	100	94	1.1
435	Rangpur RWH	Rajarhat	28,108	7,296	3.9	46,705	13,310	3.5	100	39	2.6	5,871	2,302	2.6	50	48	1.0
436	Rangpur RWH	Rangpur Sadar	61,800	28,004	2.2	56,280	25,336	2.2	133	46	2.9	6,609	3,258	2.0	100	194	0.5
437	Rangpur RWH	Sadullapur	80,064	11,956	6.7	82,080	17,968	4.6	170	55	3.1	6,387	2,747	2.3	0	99	0.0
438	Rangpur RWH	Saghata	31,200	12,700	2.5	69,650	18,075	3.9	34	20	1.7	3,766	1,652	2.3	300	51	5.9
439	Rangpur RWH	Saidpur	35,474	11,783	3.0	22,640	9,228	2.5	47	7	6.7	3,412	1,293	2.6	0	60	0.0
440	Rangpur RWH	Sundarganj	80,804	27,066	3.0	152,640	35,779	4.3	220	85	2.6	17,475	7,769	2.2	500	183	2.7
441	Rangpur RWH	Taraganj	244,920	10,009	24.5	578,095	9,164	63.1	34	8	4.3	2,809	1,169	2.4	0	198	0.0
442	Rangpur RWH	Ulipur	81,524	20,005	4.1	92,220	26,432	3.5	43	21	2.0	7,934	3,285	2.4	100	78	1.3
443	Sylhet RWH	Ajmiriganj	50,440	7,211	7.0	4,000	7,371	0.5	255	3	85.0	1,315	551	2.4	350	49	7.1
444	Sylhet RWH	Bahubal	46,182	6,612	7.0	12,542	5,464	2.3	212	6	35.3	1,714	460	3.7	150	29	5.2
445	Sylhet RWH	Balaganj	100,800	21,881	4.6	32,555	7,167	4.5	189	5	37.8	4,726	1,461	3.2	208	52	4.0
446	Sylhet RWH	Baniachong	88,494	9,465	9.3	42,165	13,669	3.1	231	22	10.5	1,648	759	2.2	250	63	4.0
447	Sylhet RWH	Barlekha	101,800	7,544	13.5	21,710	5,327	4.1	165	3	55.0	1,804	562	3.2	100	40	2.5
448	Sylhet RWH	Beani Bazar	64,562	12,241	5.3	28,645	4,344	6.6	218	9	24.2	2,825	677	4.2	5	78	0.1
449	Sylhet RWH	Bishwambarpur	88,900	6,063	14.7	15,690	6,933	2.3	140	11	12.7	2,610	973	2.7	114	32	3.6
450	Sylhet RWH	Bishwanath	66,800	10,044	6.7	27,170	4,515	6.0	220	12	18.3	1,847	509	3.6	120	49	2.4

SL	Warehouse Name	Upazila Name	Condom			Shukhi			IUD			Injectables			Implant		
			CBL	AMD	MOS	CBL	AMD	MOS	CBL	AMD	MOS	CBL	AMD	MOS	CBL	AMD	MOS
451	Sylhet RWH	Chhatak	75,300	14,471	5.2	16,325	9,713	1.7	117	44	2.7	3,000	709	4.2	200	114	1.8
452	Sylhet RWH	Chunarughat	108,045	9,032	12.0	21,867	11,244	1.9	180	3	60.0	2,103	1,075	2.0	200	31	6.5
453	Sylhet RWH	Companiganj	46,600	13,018	3.6	14,925	7,292	2.0	290	4	72.5	3,443	1,270	2.7	50	48	1.0
454	Sylhet RWH	Dakshin Sunamganj	65,600	9,130	7.2	22,010	6,631	3.3	268	12	22.3	2,641	701	3.8	150	73	2.1
455	Sylhet RWH	Dakshin Surma	71,600	35,762	2.0	20,945	8,602	2.4	262	5	52.4	2,110	1,087	1.9	200	25	8.0
456	Sylhet RWH	Derai	80,672	25,103	3.2	30,300	8,908	3.4	247	18	13.7	2,416	763	3.2	377	63	6.0
457	Sylhet RWH	Dowarabazar	62,788	10,665	5.9	22,920	10,726	2.1	272	4	68.0	2,445	814	3.0	251	103	2.4
458	Sylhet RWH	Fenchuganj	83,100	4,804	17.3	11,665	2,716	4.3	265	8	33.1	1,083	261	4.1	50	16	3.1
459	Sylhet RWH	Golapganj	40,526	18,574	2.2	40,870	5,112	8.0	261	8	32.6	3,283	645	5.1	100	45	2.2
460	Sylhet RWH	Gowainghat	46,500	18,270	2.5	19,040	10,823	1.8	226	13	17.4	6,410	3,124	2.1	55	77	0.7
461	Sylhet RWH	Habiganj Sadar	97,616	16,950	5.8	14,190	13,803	1.0	208	93	2.2	3,869	1,585	2.4	5	61	0.1
462	Sylhet RWH	Jagannathpur	67,352	11,699	5.8	18,450	6,725	2.7	223	15	14.9	1,664	416	4.0	110	76	1.4
463	Sylhet RWH	Jaintiapur	60,000	13,262	4.5	19,530	7,006	2.8	148	22	6.7	4,450	2,490	1.8	250	26	9.6
464	Sylhet RWH	Jamalganj	56,368	11,144	5.1	9,640	9,514	1.0	219	5	43.8	2,841	1,076	2.6	200	28	7.1
465	Sylhet RWH	Juri	99,300	6,907	14.4	24,930	5,082	4.9	204	24	8.5	1,200	348	3.4	100	82	1.2
466	Sylhet RWH	Kamalganj	113,000	11,776	9.6	36,010	9,030	4.0	200	25	8.0	1,970	840	2.3	100	68	1.5
467	Sylhet RWH	Kanaighat	50,748	26,220	1.9	4,785	11,941	0.4	250	8	31.3	5,302	2,885	1.8	200	26	7.7
468	Sylhet RWH	Kulaura	139,736	9,287	15.0	22,340	8,478	2.6	201	6	33.5	5,203	2,138	2.4	200	28	7.1
469	Sylhet RWH	Lakhai	57,247	5,805	9.9	15,350	6,201	2.5	218	10	21.8	1,860	448	4.2	195	78	2.5
470	Sylhet RWH	Madhabpur	56,800	9,565	5.9	10,978	13,076	0.8	194	6	32.3	1,505	784	1.9	305	41	7.4
471	Sylhet RWH	Maulvibazar Sadar	92,268	9,375	9.8	28,760	8,100	3.6	32	75	0.4	3,095	877	3.5	220	50	4.4
472	Sylhet RWH	Nabiganj	76,555	7,092	10.8	20,896	10,649	2.0	280	21	13.3	2,260	434	5.2	210	89	2.4
473	Sylhet RWH	Rajnagar	85,200	11,420	7.5	26,065	9,281	2.8	262	5	52.4	2,891	1,077	2.7	250	40	6.3
474	Sylhet RWH	Sreemangal	81,900	14,035	5.8	15,585	11,988	1.3	282	45	6.3	3,095	1,222	2.5	50	134	0.4
475	Sylhet RWH	Sulla	29,700	9,742	3.0	26,540	4,012	6.6	120	3	40.0	1,910	403	4.7	350	28	12.5

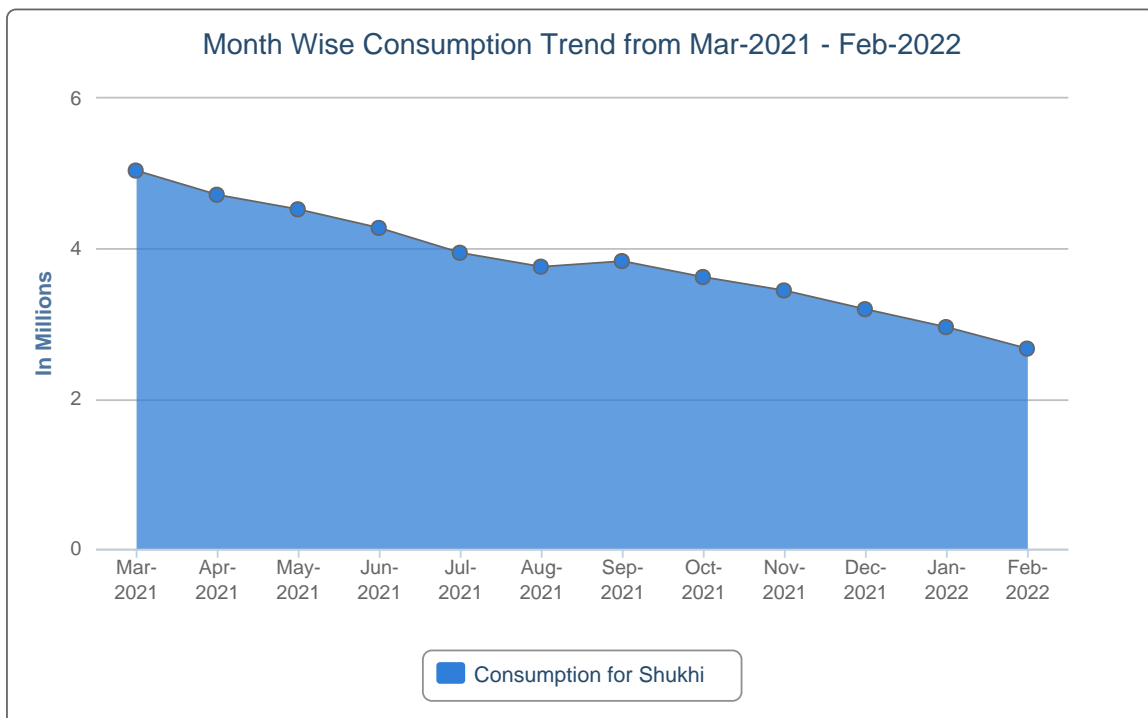
SL	Warehouse Name	Upazila Name	Condom			Shukhi			IUD			Injectables			Implant		
			CBL	AMD	MOS	CBL	AMD	MOS	CBL	AMD	MOS	CBL	AMD	MOS	CBL	AMD	MOS
476	Sylhet RWH	Sunamganj Sadar	115,312	10,241	11.3	39,460	7,560	5.2	239	31	7.7	3,363	1,032	3.3	300	85	3.5
477	Sylhet RWH	Sylhet Sadar	120,920	78,624	1.5	86,225	33,151	2.6	458	94	4.9	23,363	10,915	2.1	387	202	1.9
478	Sylhet RWH	Tahirpur	50,736	14,300	3.5	22,060	9,899	2.2	150	5	30.0	2,805	844	3.3	350	68	5.1
479	Sylhet RWH	Zakiganj	45,776	21,384	2.1	6,407	7,351	0.9	183	4	45.8	2,684	1,193	2.2	210	92	2.3
480	Tangail RWH	Basail	119,852	5,798	20.7	76,065	5,805	13.1	278	13	21.4	1,382	509	2.7	300	57	5.3
481	Tangail RWH	Bhuapur	60,200	17,873	3.4	47,844	10,816	4.4	157	14	11.2	2,931	1,337	2.2	300	82	3.7
482	Tangail RWH	Chauhali	22,464	14,429	1.6	35,740	6,947	5.1	340	11	30.9	3,635	1,246	2.9	251	40	6.3
483	Tangail RWH	Delduar	97,800	7,971	12.3	104,700	6,456	16.2	130	16	8.1	1,140	513	2.2	300	51	5.9
484	Tangail RWH	Ghatail	221,100	24,803	8.9	61,440	21,971	2.8	400	13	30.8	3,550	2,596	1.4	450	84	5.4
485	Tangail RWH	Gopalpur	69,404	12,729	5.5	95,970	8,933	10.7	132	15	8.8	2,103	1,114	1.9	600	59	10.2
486	Tangail RWH	Kalihati	246,800	20,689	11.9	36,820	24,395	1.5	303	43	7.0	7,295	4,336	1.7	300	43	7.0
487	Tangail RWH	Madhupur	176,400	16,600	10.6	16,020	20,397	0.8	130	23	5.7	8,488	2,153	3.9	600	65	9.2
488	Tangail RWH	Mirzapur	141,480	22,199	6.4	365,730	20,524	17.8	693	25	27.7	3,586	913	3.9	700	64	10.9
489	Tangail RWH	Nagarpur	74,748	24,824	3.0	40,679	20,364	2.0	150	43	3.5	5,540	1,334	4.2	300	142	2.1
490	Tangail RWH	Sakhipur	118,000	22,614	5.2	66,570	23,839	2.8	50	13	3.8	1,466	932	1.6	300	36	8.3
491	Tangail RWH	Tangail Sadar	113,100	48,384	2.3	43,640	21,626	2.0	272	36	7.6	7,169	2,988	2.4	450	150	3.0

7. Month-wise Consumption Trend

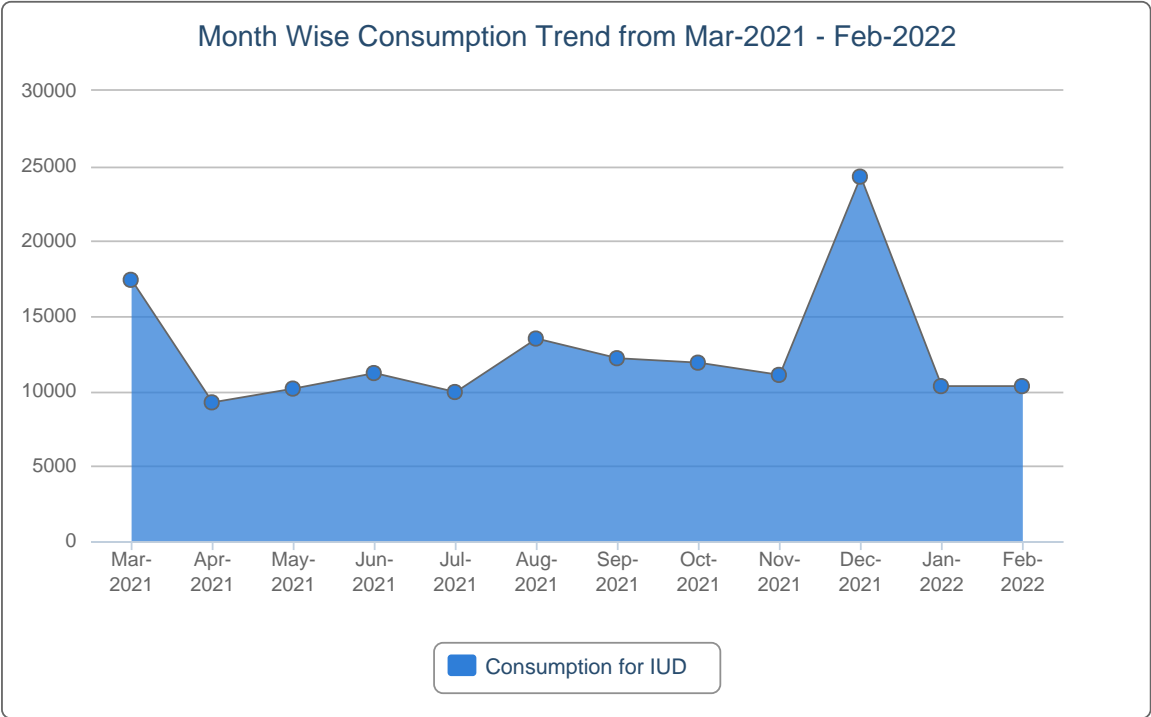
7(a).



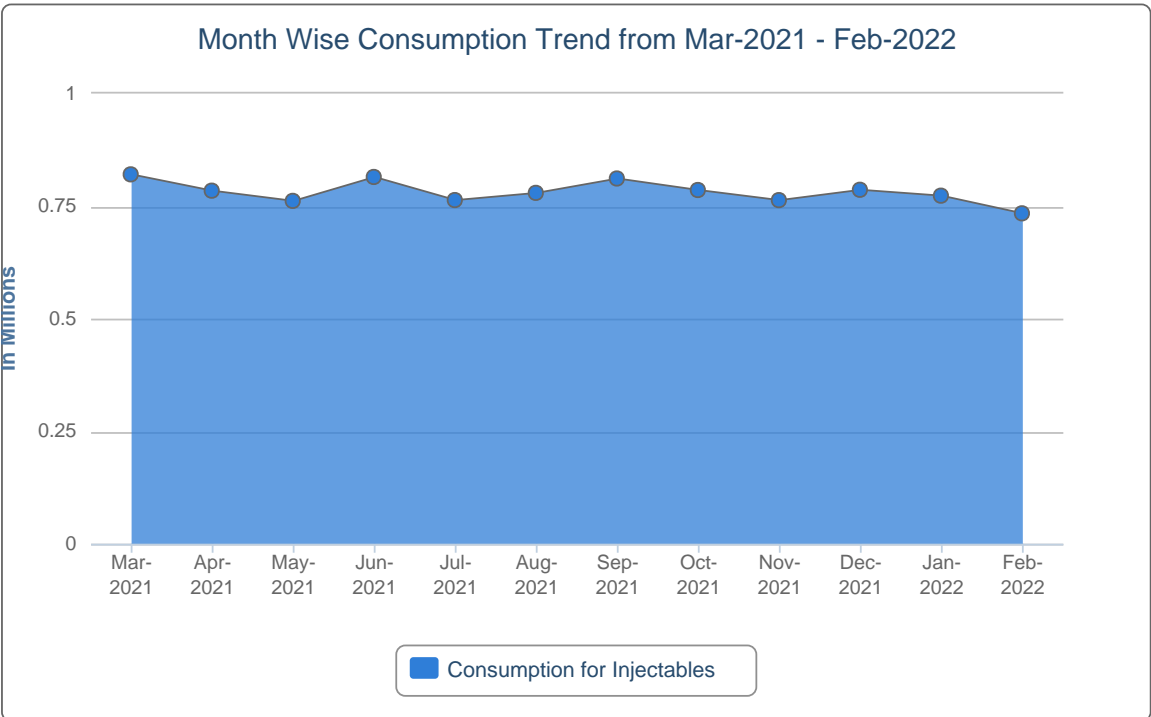
7(b).



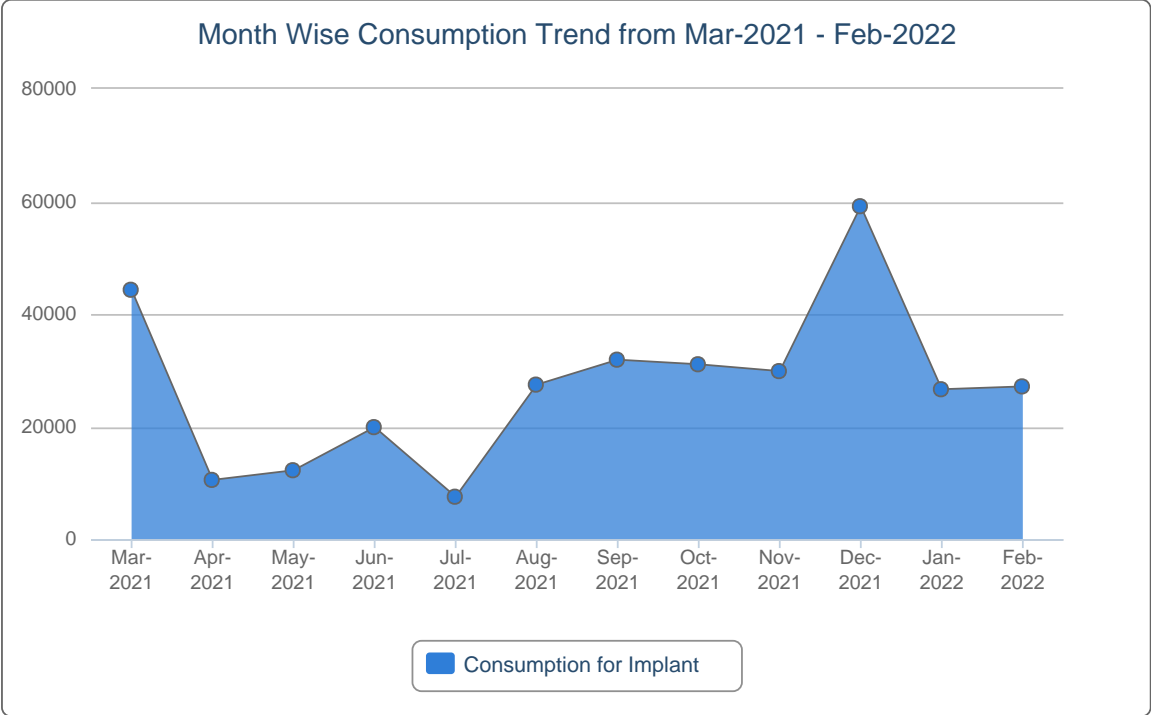
7(c).



7(d).



7(e).



8. Report on Upazila and Warehouse Having Stock Out in reported month

SL	Products Name	No of Stockout WH	% of Stockout WH	No of Stockout Upazila Store	% of Stockout Upazila Store	No of Stockout Upazila Field	% of Stockout Upazila Field
1	Condom	0	0%	0	0%	0	0%
2	Oral Pill (Total)	0	0%	0	0%	0	0%
3	IUD	0	0%	0	0%	0	0%
4	Injectables	0	0%	0	0%	0	0%
5	Implant (Total)	0	0%	-	-	0	0%

List of Stock Out Warehouses

SL	Commodity	Warehouse	Phone
<i>No StockOut in Warehouse</i>			

List of StockOut Upazilas

SL	Commodity	Warehouse	District	Upazila	Phone
<i>No Stockout in Upazila</i>					

“ছেলে হোক, মেয়ে হোক,
দু’টি সন্তানই যথেষ্ট”

Management Information System (MIS)
Directorate General of Family Planning (DGFP)
6, Kawran Bazar, Dhaka- 1215
Email: dirmis@dgfp.gov.bd, dirls@dgfp.gov.bd
www.dgfp.gov.bd, www.scmpbd.org

If you need more information, please visit at <https://www.scmpbd.org>