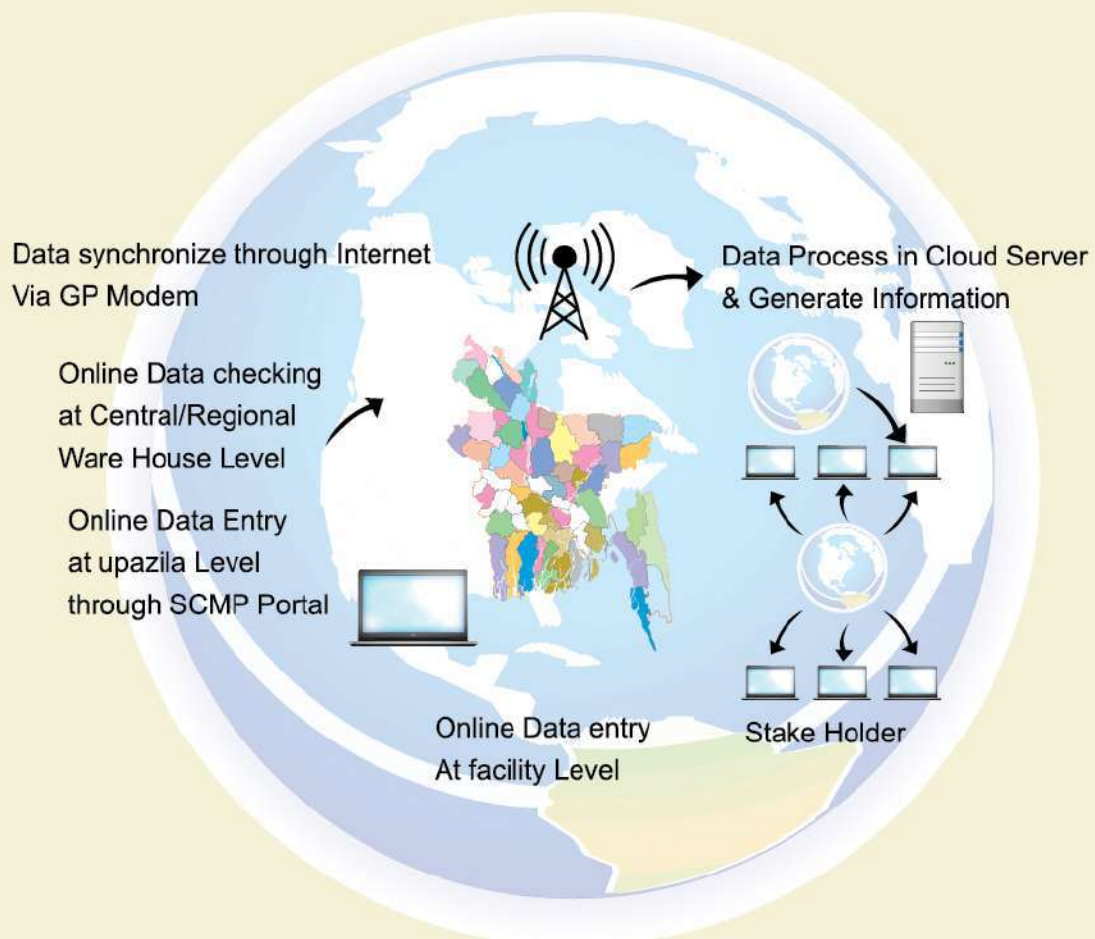




# FAMILY PLANNING MONTHLY LOGISTICS REPORT

## June 2022

### Logistics Management Information System (LMIS) Data Flow System



**Management Information System (MIS)**  
**Directorate General of Family Planning (DGFP)**

**Government of the People's Republic of Bangladesh**  
**Medical Education and Family Welfare Division**  
**Directorate General of Family Planning**  
**Management Information System (MIS)**  
**6, Kawran Bazar, Dhaka- 1215**  
**www.dgfp.gov.bd**

Memo No. 59.11.00000.402.16.002.19.241

Date: 31 July, 2022.

**Sub: Family Planning Monthly Logistics Report for the Month of June, 2022.**

Family Planning Monthly Logistics Report for the Month of June, 2022 is sent herewith for your kind information & necessary action. This report is prepared on the basis of Form-7 submitted by Warehouses and Form-7B submitted by Upazila Family Planning Offices by using WIMS & UIMS operating tools. It provides useful information on monthly distribution and stock balance of all the major contraceptives of Warehouse/Upazila Stores. For more information you can visit at [www.scmpbd.org](http://www.scmpbd.org) web site.

Comments and suggestions for improvement of this report will be highly appreciated.

  
(Mohd. Shafiqur Rahman)  
Director & Line Director (MIS)  
Phone: 55012352  
Mail: dirmis@dgfp.gov.bd

Memo No. 59.11.00000.402.16.002.19.241.1(202)

Date: 31 July, 2022.

**Copy of the report forwarded to (Not according to seniority):**

1. Secretary, Medical Education & Family Welfare Division, Ministry of Health & Family Welfare, Bangladesh Secretariat, Dhaka.
2. Additional Secretary (Admin), Medical Education & Family Welfare Division, Ministry of Health & Family Welfare, Bangladesh Secretariat, Dhaka.
3. Director (Administration), Directorate General of Family Planning, 6 Kawran Bazar, Dhaka 1215.
4. Director & Line Director (MIS), Directorate General of Family Planning, 6 Kawran Bazar, Dhaka.
5. Joint Secretary (Development), Medical Education & Family Welfare Division, Ministry of Health & Family Welfare, Bangladesh Secretariat, Dhaka.
6. Director Finance & Line Director (Family Planning Field Service Delivery), Directorate General of Family Planning, 6 Kawran Bazar, Dhaka 1215.
7. Director (Logistics & Supply) and Line Director (Procurement, Storage & Supply Management), Directorate General of Family Planning, 6 Kawran Bazar, Dhaka 1215.
8. Director (IEM) & Line Director (Information, Education and Communication), Directorate General of Family Planning, 6 Kawran Bazar, Dhaka 1215.
9. Director (Planning) & Line Director (Planning Monitoring and Evaluation), Directorate General of Family Planning, 6 Kawran Bazar, Dhaka 1215.

10. Director (MCH-Services) & Line Director (MCRAH), Directorate General of Family Planning, 6 Kawran Bazar, Dhaka 1215.
11. Line Director (CCSDP), Directorate General of Family Planning, 6 Kawran Bazar, Dhaka 1215.
12. Director (Audit), Directorate General of Family Planning, 6 Kawran Bazar, Dhaka 1215.
13. Divisional Director, Family Planning, Dhaka /Chattogram /Rajshahi /Khulna /Sylhet /Barishal/ Rangpur/ Mymensingh Division.
14. Joint Chief (Planning), Health Service Division, Ministry of Health & Family Welfare, Bangladesh Secretariat, Dhaka
15. Joint Chief (Population & Planning wing), Planning commission, Sher-e-Bangla Nagar, Dhaka.
16. Joint Chief (Planning), Program Management and Monitoring Unit (PMMU), Azimpur, Dhaka-1205.
17. Director, Maternal & Child Health Training Institute (MCHTI), Azimpur, Dhaka.
18. Director, Mohammadpur Fertility Services & Training Centre (MFSTC), Mohammadpur, Dhaka.
19. Director, Maternal & Child Health Training Institute (MCHTI), Lalkuthi, Mirpur, Dhaka.
20. P.S. to the Honorable Minister, Ministry of Health and Family Welfare, Bangladesh Secretariat, Dhaka, for kind information of the Honorable Minister.
21. Deputy Chief (Planning), Medical Education & Family Welfare Division, Ministry of Health & Family Welfare, Bangladesh Secretariat, Dhaka.
22. Additional Director (Drugs and Stores), Directorate General of Family Planning, Central Warehouse, Mohakhali, Dhaka.
23. Deputy Director, Family Planning, ----- District (You are requested to take appropriate measures to ensure timely online submission of Form 7B report from upazilas).
24. Regional/District Consultant, FPCS-QIT, District Family Planning Office, ----- District.
25. Central/Regional Supply Officer, Family Planning, ----- CWH/RWHs.
26. Assistant Maintenance Engineer, MIS Unit, DGFP (Requested to upload this report to DGFP website).
27. Country Project Director, MTaPS/MSH, House: 30, Road: No. 42, Gulshan-2, Dhaka-1212.
28. Country Director, the World Bank, E-32, Agargaon, Sher-e-Bangla Nagar, Dhaka-1207.
29. Team Leader, Population & Health Team, USAID, Madani Avenue, Baridhara, Dhaka.
30. Country Representative, UNFPA, IDB Bhaban, Agargaon, Sher-E-Bangla Nagar, Dhaka.
31. Managing Director, SMC, SMC Tower, 33 Banani C/A, Dhaka-1213.
32. Documentation Center, IEM Unit, Directorate General of Family Planning, 6 Kawran Bazar, Dhaka.
33. Responsible person of Dispatch Section, MIS Unit, DGFP (Requested to distribute the published 'Family Planning Monthly Logistics Report' to concerned Person/Office/Organization).
34. PA to Director General, Directorate General of Family Planning, 6 Kawran Bazar, Dhaka 1215.
35. Concerned Organization/Person.

  
31.7.22  
(Md. Abul Kalam Azad)  
Deputy Program Manager (DPM)

## **Table Of Contents**

	<b>Page</b>
1. DGFP Stock Status Report	1-2
2. National Receipts Quantity by Product by Month	3
3. National Level Contraceptive Summary Report	4
4. Stock Status Report at Different Levels	5
5. Contraceptive Stock Status by Product at Upazila Store and Field	6-10
6. Contraceptive Stock Status by Product at Regional Warehouses/Upazila	11-31
7. Month-wise Consumption Trend	32-34
8. Report on Upazila and Warehouse Having Stock Out in last month	35

# 1. DGFP Stock Status Report

		DGFP STOCK STATUS REPORT for Contraceptives - 30th June 2022																																		
Year →	2022						2023						2024						2025																	
Month →	7	8	9	10	11	12	1	2	3	4	5	6	7	8	9	10	11	12	1	2	3	4	5	6	7	8	9	10	11	12	1	2	3	4	5	6
Min.-Max. →	Min						Max																													
Product ↓	CS - 94.46m : 12.3 MOS																																			
Condom	12.3 MOS																																			
*AMC = 7.69m							FY 2021-22: 47.68m - Rec. 47.68m																													
	CS - 105.74m : 18.4 MOS																																			
Pill (Total)	18.4 MOS																																			
*AMC = 5.75m							FY 2021-22: 29.76m (RPA): Rec. = 29.76m																													
	CS - 8.35m : 30.8 MOS																																			
POP-APON	30.8 MOS (December 2024)																																			
*AMC = 0.270m							FY 2021-22: 5.0m (RPA+Rev.): Rec. full quantity																													
	CS (0.434): 40.9 MOS																																			
IUD	40.9 MOS (November 2025)																																			
*AMC = 10,618																																				
	CS (19.37m): 25.6 MOS																																			
Injectables	25.6 MOS (August 2024)																																			
*AMC = 0.757m							FY 2021-22: 899,885 sets (RPA+Rev.): Rec. 875,685 sets, left: 24,200																													
	CS-(1.21m): 44.5 MOS																																			
Implant	44.5 MOS (February 2026)																																			
*AMC = 27,226																																				
<b>Pill (Total): 2nd &amp; 3rd generation Shukhi</b> <i>*AMC is calculated based on past 6-months consumption</i> Data Sources: DGFP/L&S unit, DGFP LMIS web site - <a href="https://scmpbd.org/">https://scmpbd.org/</a> Central Warehouse WIMS data and Approved DGFP Procurement Plan National min-max stock level is 6 & 10 MOS AMC = Average Monthly Consumption																																				
<b>Legend:</b> <span style="color:red">■</span> Current Stock (CS): Less than 3 MOS <span style="color:yellow">■</span> Current Stock (CS): MOS 3.0 to Less than 6 MOS <span style="color:green">■</span> Current Stock (CS): MOS 6 and above <span style="color:blue">→</span> Planned for FY 2020-21 <span style="color:orange">■</span> Procurement completed, yet to be received <span style="color:purple">■</span> Donation																																				

**DGFP STOCK STATUS NOTES**  
**(For Contraceptives)**  
**Month: June 2022**

- CONDOM** – Current national stock is 94.46 million pieces, and this stock can be used up to June 2023.
- 2021-22: GoB (Rev.) – 47.68 million pcs. (Revised & approved): Contract signed for 47.68 million pcs. and DGFP already received the full 47.68 million pcs.
- PILL (Shukhi)** – Current national stock of Oral Contraceptive Pill is 105.74 million cycles which will go up to December 2023.
- 2021-22: RPA(GoB)– 29.76 million cycles (3<sup>rd</sup> Generation): Procurement plan approved and Contract signed on 26/01/22 for Lot 1,4,5 and on 19/01/22 for Lot 2 & 3. DGFP received full 29.76 million cycles.
  - 2021-22: GoB (Rev.) – DGFP planned for procurement of 13.40 million cycles Oral Contraceptives Pill (3rd Generation) under revenue budget. But with the approval of competent authority DGFP has decided to postpone the procurement & annulled the tender.
- POP-APON** - Current national stock of POP-APON Pill is 8.35 million cycles which will go up to January 2025.
- 2021-22: GoB (RPA) – 4 million cycles (POP - APON): Tender opened on 15/09/2021 & 1<sup>st</sup> TEC meeting held on 21/09/2021. Contract signed on 22/11/2021. DGFP received total quantity on 31 December 2021.
  - 2021-22: GoB (Rev.) – 1.0 million cycles (POP- APON): Tender opened on 06/09/2021.1<sup>st</sup> TEC meeting held on 09/09/2021.Tender approved & NOA issued on 15/09/2021 and contract signed on 30/09/2021. DGFP received total quantity as of 31 December 2021.
- IUD** - Current national stock is 0.434 million pcs and this stock can be used up to November 2025.
- INJECTABLES** – Current stock of 19.37 million vials and that can be used up to August 2024.
- IMPLANT** – Current stock is 1.21 million sets, and this can be used up to February 2026.
- 2021-22: RPA (GoB) + GoB (Dev.) – 668,000 sets\* (Lot 1 & 2 - Two rods): Procurement plan approved and IFT published on 13/08/2021. Tender opened on 16/09/2021. Tender rejected by Approving Authority on 26.12.2021. New tender published on 05/01/2022 and tender opened on 17/02/22. TEC meeting held on 01/03/2022 and approved on 21/03/2022.NOA issued on 11/04/2022. Contract signed on 19/04/2022. 643,800 Sets already supplied. Rest 24,200 sets will be supplied Soon.
  - 2021-22: GoB (Rev.) – 200,000 sets\* of two rod implants: Procurement plan approved and IFT published on 19/08/2021.Tender opened on 09/09/2021 & 1<sup>st</sup> TEC meeting held on 21/09/2021. Tender rejected by Approving Authority on 20.12.2021. New tender published on 09/01/2022 and tender opened on 23/02/22. TEC meeting held on 01/03/2022 and NOA issued on 29/03/2022 & contract signed. 200,000 sets already supplied.
  - 2021-22: RPA (GoB.) + GoB (Dev.) – 31,885 sets\* (Two rods) – Carry forward from FY2020-21: Previous Tender rejected by TEC on 15/07/2021. Re-tender published on 11/08/2021 and tender opened on 26/08/2021. 1<sup>st</sup> TEC meeting held on 05/09/2021.Tender rejected by Approving Authority on 23/09/2021. New tender published on 10/01/20222 and tender will opened on 24/02/22. TEC meeting held on 01/03/2022 and NOA issued on 29/03/2022 & Contract also completed. 31,885 sets already supplied.

You can also download the previous reports from <http://www.scmpbd.org>

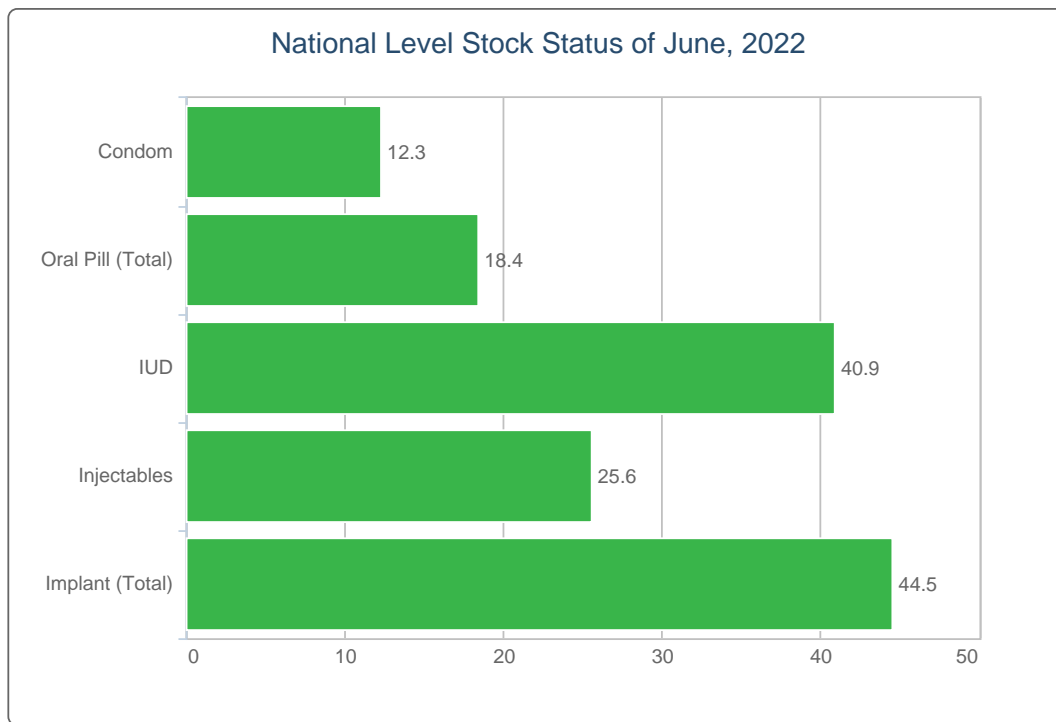
## 2. National Receipts Quantity by Product by Month

### Contraceptive Received Report

Month: June, 2022

Item	Supplier	Receiver	Date Receipts	Qty
Implant (Total)	TECHNO DRUGS Ltd	Dhaka CWH	30/06/22	383,800
			Total	383,800

### 3. National Level Contraceptive Summary Report



■ MOS: < 3.0     
 ■ MOS: 3.0 - 5.9     
 ■ MOS: 6.0 and above

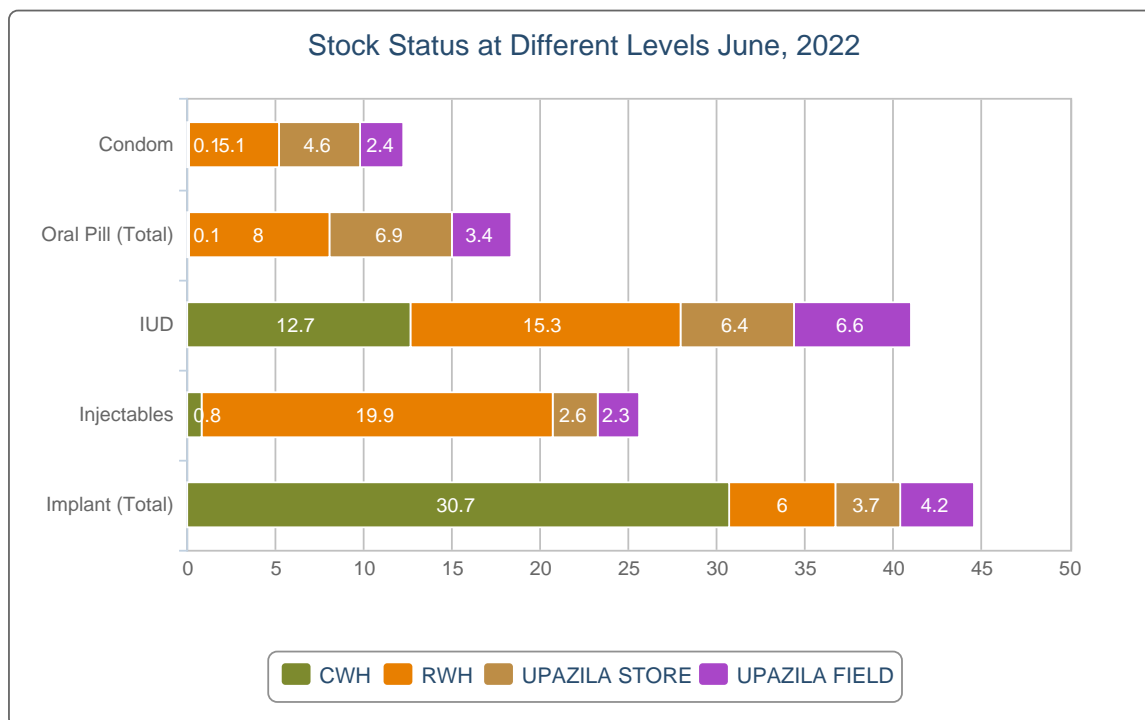
MOS = Month of Stock

#### National Level Stock Status of June, 2022

SL	Name of Products	Reported Consumption	Reported Closing Balance	Average Monthly Consumption	MOS
1	Condom	8,108,554	94,460,703	7,697,808	12.3
2	Oral Pill (Total)	5,820,817	105,742,812	5,756,083	18.4
3	IUD	10,265	434,074	10,618	40.9
4	Injectables	778,385	19,378,599	757,998	25.6
5	Implant (Total)	24,064	1,210,629	27,226	44.5



## 4. Stock Status Report at Different Levels

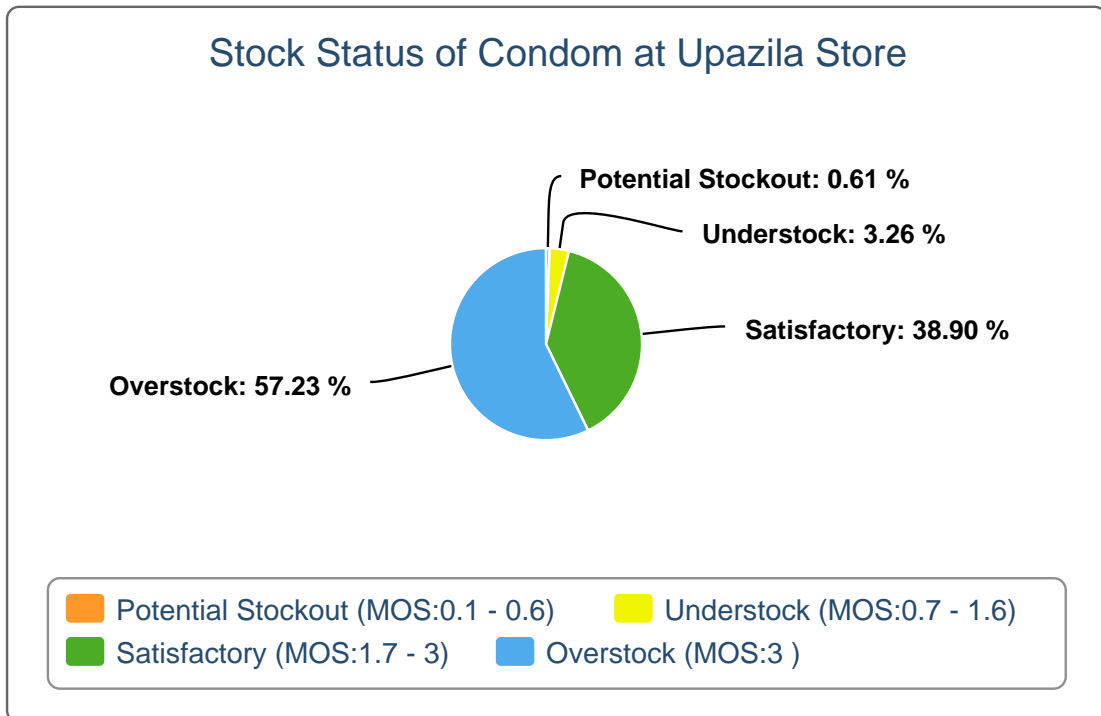


### Stock Status at Different Levels June, 2022

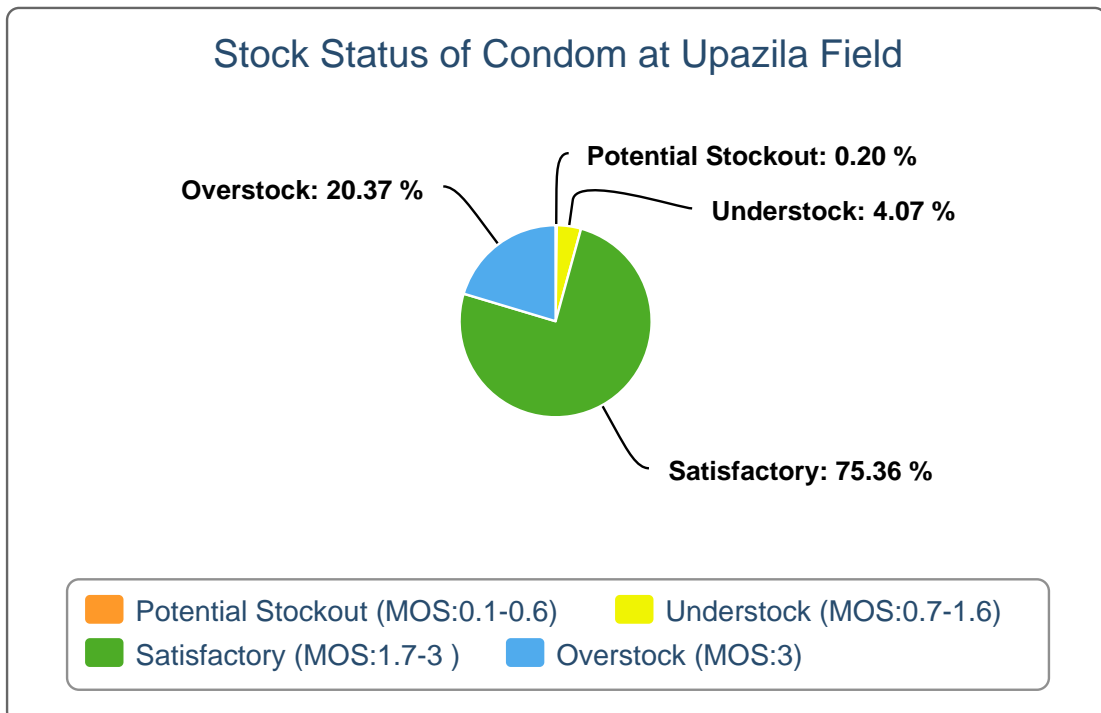
Products	Avg. Consump. of Last 6 Months	CWH Level	MOS	RWH Level	MOS	Upazila Level	MOS	Field Level	MOS	National Level	MOS
Condom	7,697,808	895,640	0.1	39,548,520	5.1	35,511,678	4.6	18,504,865		94,460,703	12.3
Oral Pill (Total)	5,756,083	291,498	0.1	46,202,575	8	39,656,865	6.9	19,591,874		105,742,812	18.4
IUD	10,618	134,387	12.7	162,005	15.3	67,792	6.4	69,890		434,074	40.9
Injectables	757,998	632,300	0.8	15,072,580	19.9	1,942,460	2.6	1,731,259		19,378,599	25.6
Implant (Total)	27,226	834,885	30.7	162,750	6	99,602	3.7	113,392		1,210,629	44.5

## 5. Contraceptive Stock Status by Product at Upazila Store and Field

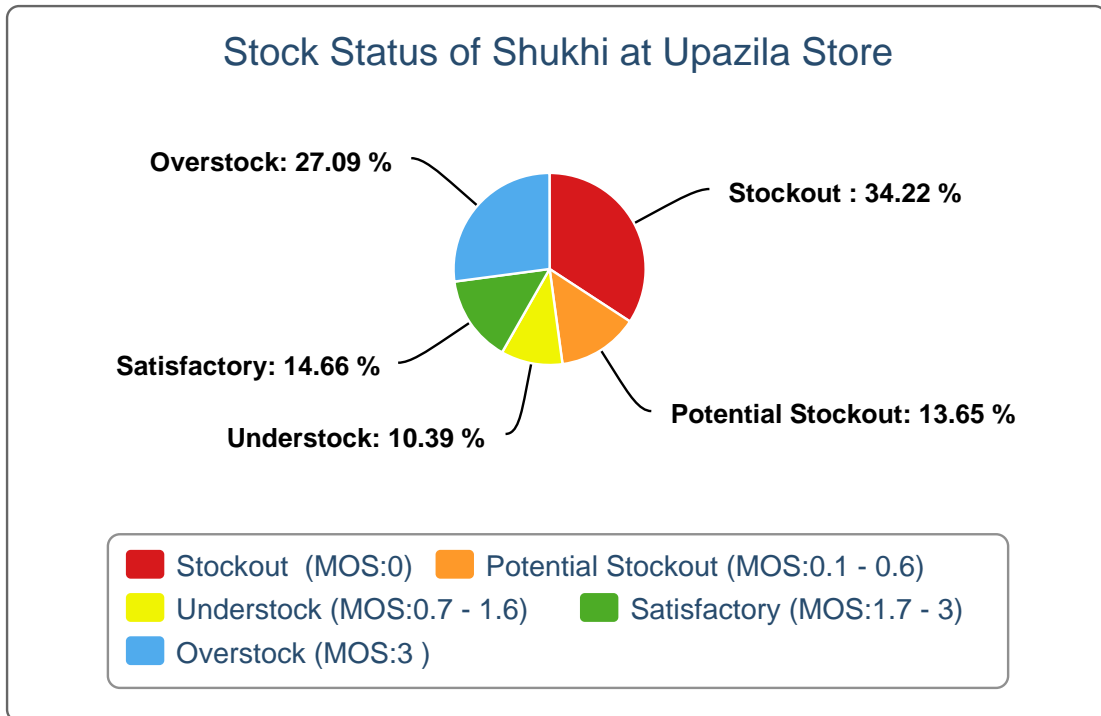
5(a).



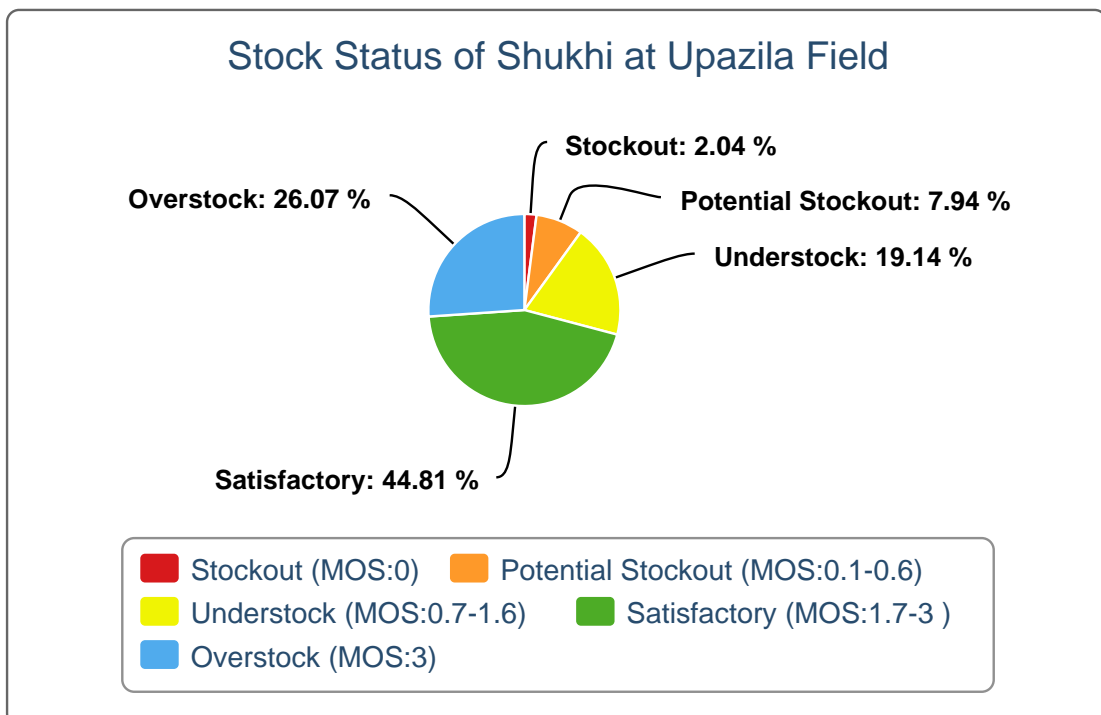
5(b).



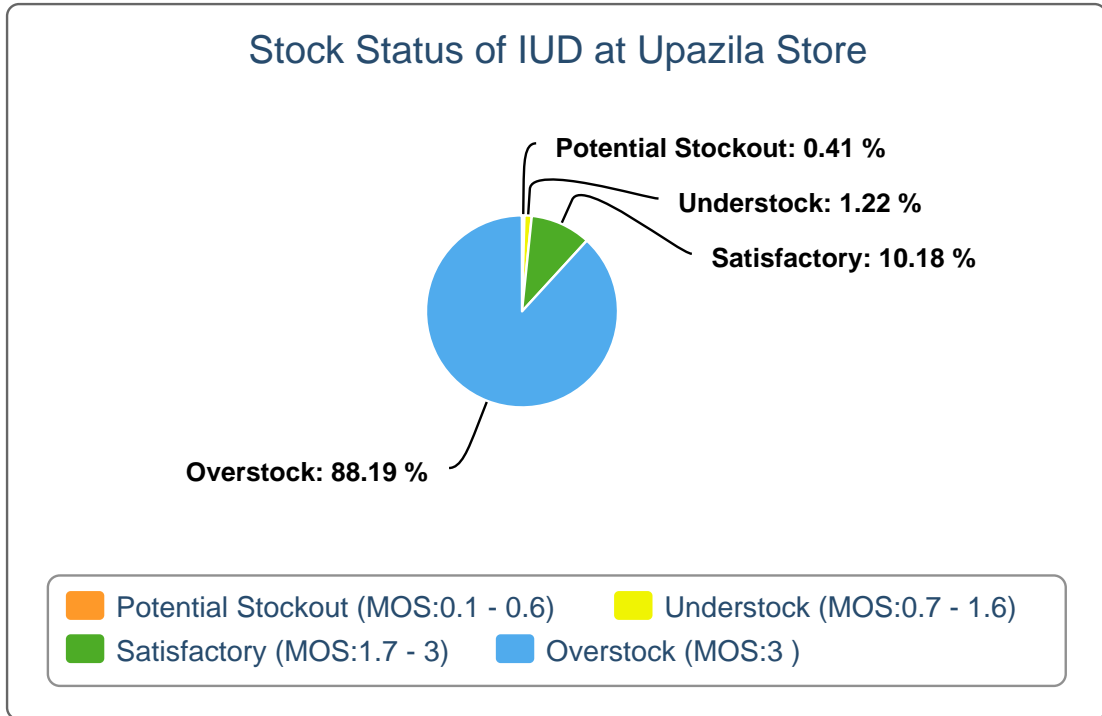
5(c).



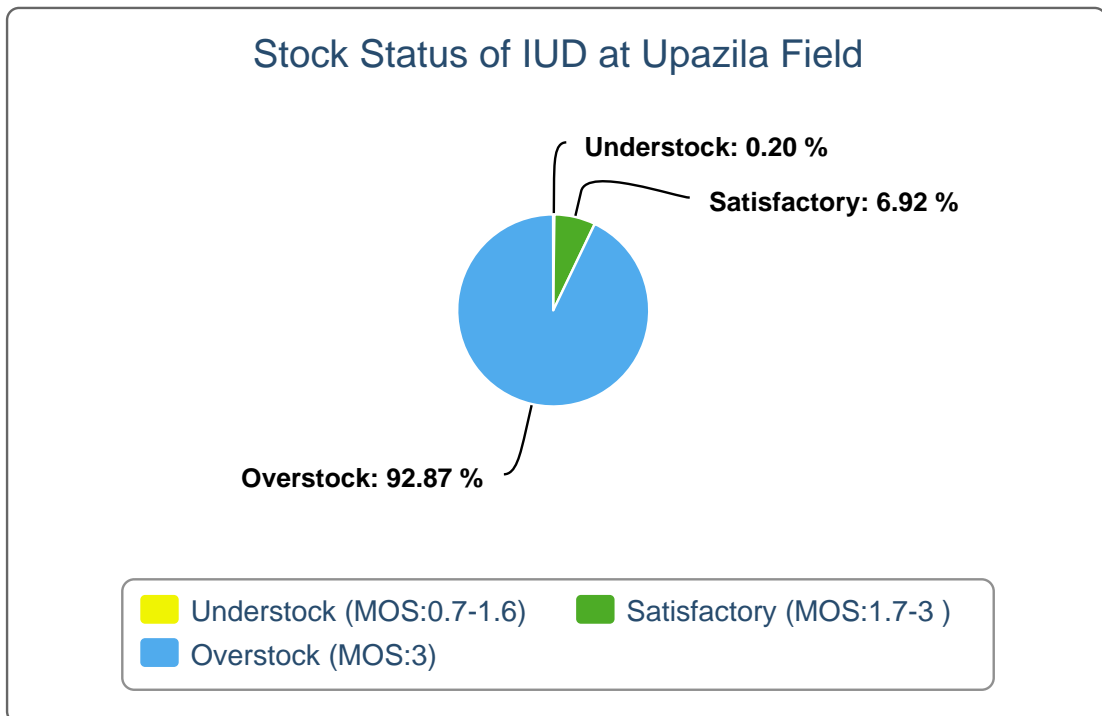
5(d).



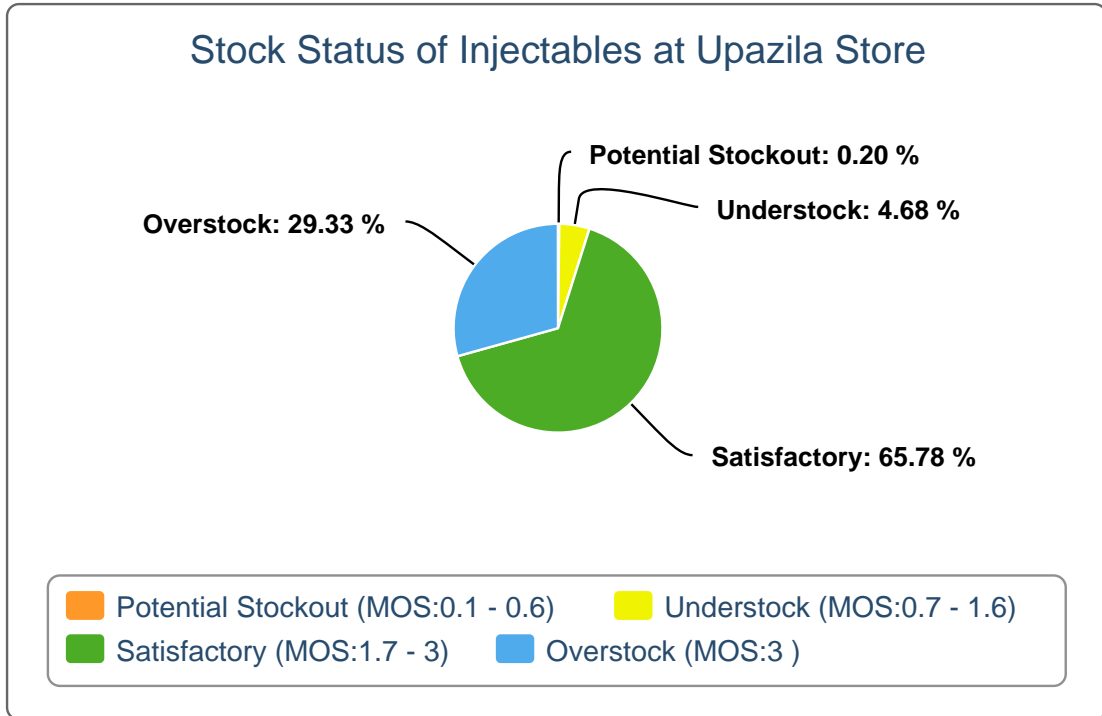
5(e).



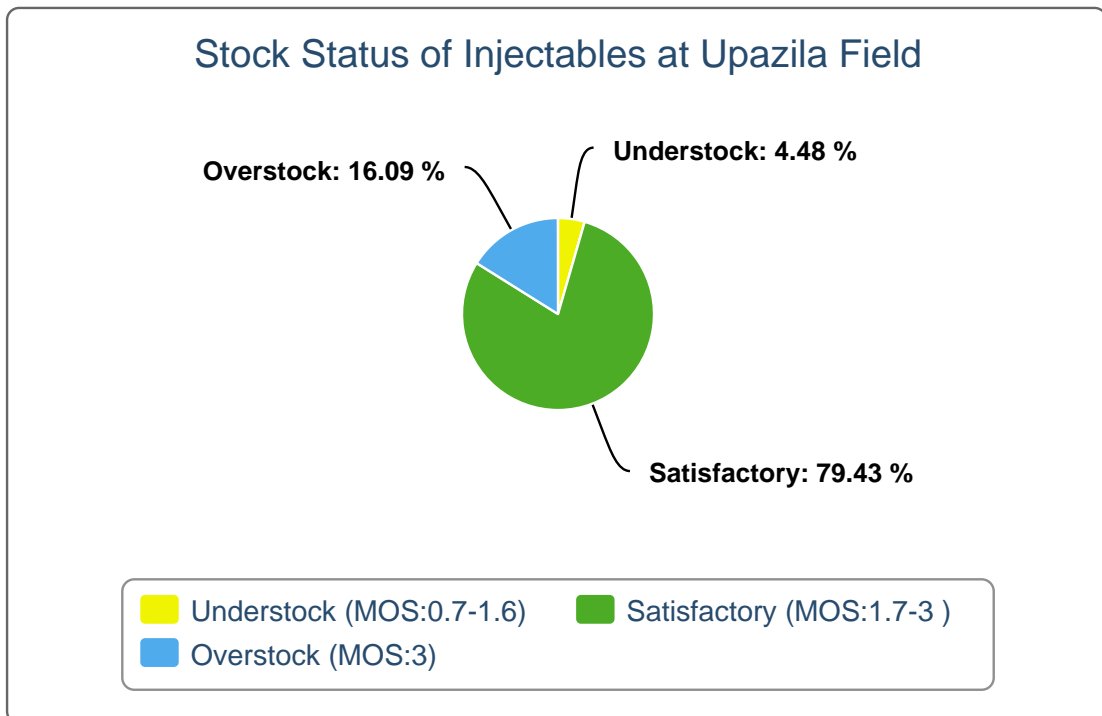
5(f).



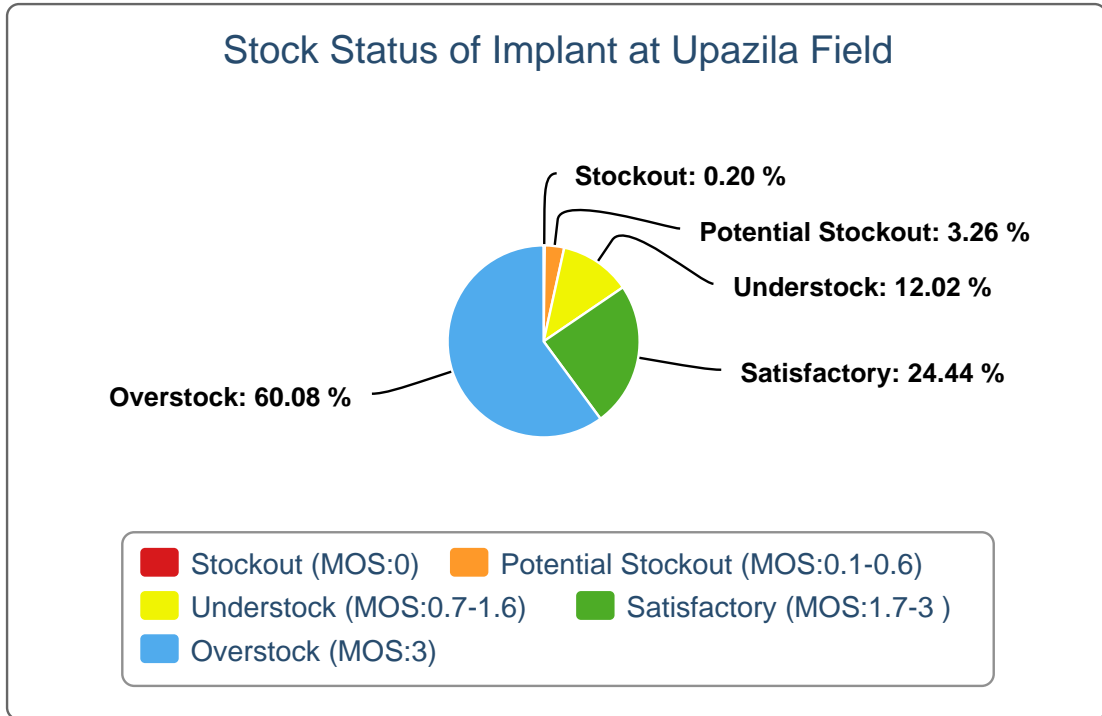
5(g).



5(h).



5(i).



## 6(a). Contraceptive Stock Status by Product at Regional Warehouses

SL	WH Name	Condom			Shukhi			IUD			Injectables			Implant		
		CBL	AMD	MOS	CBL	AMD	MOS	CBL	AMD	MOS	CBL	AMD	MOS	CBL	AMD	MOS
1	Bandarban RWH	54,000	33,080	1.6	88,800	21,644	4.1	925	80	11.6	17,900	2,858	6.3	1,150	146	7.9
2	Barishal RWH	3,746,800	233,844	16.0	240,960	185,096	1.3	2,000	412	4.9	59,100	25,836	2.3	7,100	778	9.1
3	Bhola RWH	1,224,720	40,471	30.3	390,720	49,942	7.8	2,700	126	21.4	60,000	27,819	2.2	3,800	291	13.1
4	Bogura RWH	4,328,800	454,009	9.5	4,295,040	325,818	13.2	12,650	382	33.1	3,354,000	28,077	119.5	7,300	1,731	4.2
5	Chattogram RWH	11,437,800	284,605	40.2	18,203,233	210,672	86.4	18,540	850	21.8	5,186,300	26,517	195.6	21,500	1,637	13.1
6	Cox's Bazar RWH	662,400	85,254	7.8	558,432	80,176	7.0	29,500	386	76.4	833,580	20,445	40.8	26,500	790	33.5
7	Cumilla RWH	1,004,400	418,492	2.4	194,880	338,754	0.6	10,600	1,016	10.4	276,000	56,368	4.9	9,900	1,999	5.0
8	Dhaka CWH	895,640	1,110,779	0.8	291,498	540,896	0.5	134,387	1,473	91.2	632,300	72,714	8.7	834,885	2,535	329.3
9	Dinajpur RWH	547,200	155,678	3.5	547,200	225,503	2.4	8,900	283	31.4	95,000	28,596	3.3	9,000	1,359	6.6
10	Faridpur RWH	230,400	389,935	0.6	737,280	300,608	2.5	4,550	557	8.2	188,000	28,117	6.7	7,350	1,520	4.8
11	Jamalpur RWH	370,800	278,961	1.3	362,880	208,394	1.7	6,600	182	36.3	117,000	22,512	5.2	4,800	743	6.5
12	Jashore RWH	1,407,600	400,641	3.5	301,920	269,811	1.1	1,950	249	7.8	73,700	33,699	2.2	7,550	935	8.1
13	Khulna RWH	3,766,800	476,017	7.9	16,531,130	333,274	49.6	12,250	386	31.7	3,858,400	31,406	122.9	3,800	1,108	3.4
14	Kushtia RWH	298,800	286,087	1.0	276,480	147,049	1.9	3,270	120	27.3	69,100	28,476	2.4	4,300	461	9.3
15	Mymensingh RWH	4,881,200	553,150	8.8	370,090	641,532	0.6	6,700	564	11.9	214,000	47,790	4.5	10,600	2,066	5.1
16	Noakhali RWH	313,200	204,799	1.5	108,960	142,043	0.8	1,350	684	2.0	106,000	37,221	2.8	3,500	1,356	2.6
17	Pabna RWH	1,033,200	426,705	2.4	417,600	265,502	1.6	5,000	660	7.6	82,000	35,882	2.3	5,500	742	7.4
18	Patuakhali RWH	1,270,800	103,724	12.3	631,680	135,332	4.7	5,250	265	19.8	87,500	21,709	4.0	4,600	876	5.3
19	Rajshahi RWH	378,000	559,925	0.7	626,880	239,946	2.6	11,145	211	52.8	92,800	26,369	3.5	6,100	1,000	6.1
20	Rangamati RWH	57,600	41,883	1.4	346,080	32,811	10.5	1,150	86	13.4	8,200	3,078	2.7	700	207	3.4
21	Rangpur RWH	1,364,400	384,789	3.5	415,580	561,444	0.7	7,025	933	7.5	169,000	86,342	2.0	9,600	2,352	4.1
22	Sylhet RWH	726,800	528,668	1.4	338,880	310,858	1.1	5,400	508	10.6	59,000	46,022	1.3	3,900	1,888	2.1
23	Tangail RWH	442,800	246,312	1.8	217,870	188,978	1.2	4,550	205	22.2	66,000	20,145	3.3	4,200	706	5.9

**6(b). Contraceptive Stock Status by Product at Upazila**

SL	Warehouse Name	Upazila Name	Condom			Shukhi			IUD			Injectables			Implant		
			CBL	AMD	MOS	CBL	AMD	MOS	CBL	AMD	MOS	CBL	AMD	MOS	CBL	AMD	MOS
1	Bandarban RWH	Alikadam	23,196	7,740	3.0	17,085	3,402	5.0	156	16	9.8	2,278	431	5.3	150	29	5.2
2	Bandarban RWH	Bandarban Sadar	13,829	3,434	4.0	18,301	3,642	5.0	189	15	12.6	1,261	512	2.5	162	19	8.5
3	Bandarban RWH	Lama	29,628	6,772	4.4	11,235	5,981	1.9	244	25	9.8	3,014	737	4.1	212	23	9.2
4	Bandarban RWH	Naikhongchhari	25,340	5,340	4.7	15,245	2,993	5.1	99	6	16.5	1,345	670	2.0	150	21	7.1
5	Bandarban RWH	Rowangchhari	20,660	2,231	9.3	12,785	2,104	6.1	66	6	11.0	463	217	2.1	134	19	7.1
6	Bandarban RWH	Ruma	27,432	4,966	5.5	16,770	1,678	10.0	104	5	20.8	598	153	3.9	141	17	8.3
7	Bandarban RWH	Thanchi	20,238	2,597	7.8	15,415	1,844	8.4	113	7	16.1	894	138	6.5	194	18	10.8
8	Barishal RWH	Agailjhara	54,100	6,190	8.7	17,933	7,713	2.3	141	7	20.1	6,244	644	9.7	200	28	7.1
9	Barishal RWH	Babuganj	267,200	5,364	49.8	39,590	6,063	6.5	131	14	9.4	3,241	472	6.9	250	27	9.3
10	Barishal RWH	Bakerganj	480,051	14,656	32.8	140,404	13,149	10.7	287	16	17.9	6,034	1,944	3.1	100	49	2.0
11	Barishal RWH	Banari Para	254,948	5,187	49.2	31,060	6,842	4.5	229	7	32.7	3,181	509	6.2	100	48	2.1
12	Barishal RWH	Barishal Sadar (kotwali)	22,920	37,476	0.6	12,330	15,818	0.8	500	84	6.0	20,635	3,947	5.2	78	125	0.6
13	Barishal RWH	Bhandaria	49,692	9,619	5.2	20,150	7,255	2.8	193	29	6.7	5,296	958	5.5	100	25	4.0
14	Barishal RWH	Gaurnadi	58,700	9,202	6.4	31,825	10,176	3.1	247	16	15.4	4,688	1,128	4.2	200	43	4.7
15	Barishal RWH	Hizla	35,828	8,354	4.3	19,035	5,171	3.7	120	7	17.1	9,145	1,164	7.9	200	15	13.3
16	Barishal RWH	Indurkani	136,268	5,667	24.0	32,149	5,445	5.9	51	10	5.1	3,844	732	5.3	250	14	17.9
17	Barishal RWH	Jhalokati Sadar	25,500	14,577	1.7	78,310	9,755	8.0	218	22	9.9	6,057	925	6.5	200	73	2.7
18	Barishal RWH	Kanthalia	68,281	4,120	16.6	54,505	4,104	13.3	174	7	24.9	3,125	570	5.5	150	19	7.9
19	Barishal RWH	Kawkhali	84,500	5,199	16.3	49,460	3,621	13.7	230	22	10.5	3,980	299	13.3	350	22	15.9
20	Barishal RWH	Mathbaria	40,810	14,517	2.8	29,080	15,757	1.8	35	31	1.1	5,346	1,698	3.1	50	32	1.6
21	Barishal RWH	Mehendiganj	75,948	10,277	7.4	30,750	8,692	3.5	275	13	21.2	16,425	2,486	6.6	150	10	15.0
22	Barishal RWH	Muladi	17,844	11,427	1.6	7,190	8,989	0.8	188	6	31.3	7,892	1,903	4.1	52	13	4.0
23	Barishal RWH	Nalchity	24,448	7,228	3.4	28,580	6,573	4.3	237	13	18.2	6,300	1,267	5.0	100	29	3.4
24	Barishal RWH	Nazirpur	57,768	14,894	3.9	21,025	10,326	2.0	170	27	6.3	10,140	1,312	7.7	250	36	6.9
25	Barishal RWH	Nesarabad (swarupkati)	14,348	21,724	0.7	9,745	13,075	0.7	201	34	5.9	6,078	1,419	4.3	100	45	2.2



SL	Warehouse Name	Upazila Name	Condom			Shukhi			IUD			Injectables			Implant		
			CBL	AMD	MOS	CBL	AMD	MOS	CBL	AMD	MOS	CBL	AMD	MOS	CBL	AMD	MOS
26	Barishal RWH	Pirojpur Sadar	27,904	10,631	2.6	31,457	8,427	3.7	280	26	10.8	6,292	950	6.6	170	45	3.8
27	Barishal RWH	Rajapur	52,600	5,703	9.2	34,740	5,301	6.6	180	5	36.0	2,495	597	4.2	150	21	7.1
28	Barishal RWH	Wazirpur	832,668	11,832	70.4	2,475	12,844	0.2	372	16	23.3	3,777	912	4.1	300	59	5.1
29	Bhola RWH	Bhola Sadar	26,553	10,052	2.6	25,495	11,117	2.3	142	45	3.2	15,802	5,311	3.0	310	98	3.2
30	Bhola RWH	Burhanuddin	17,340	2,606	6.7	26,615	5,554	4.8	62	14	4.4	6,442	1,209	5.3	0	22	0.0
31	Bhola RWH	Char Fasson	29,900	14,722	2.0	46,590	14,068	3.3	103	32	3.2	21,465	9,158	2.3	150	71	2.1
32	Bhola RWH	Daulat Khan	20,138	1,685	12.0	26,280	4,337	6.1	45	9	5.0	9,600	3,537	2.7	50	15	3.3
33	Bhola RWH	Lalmohan	19,166	6,706	2.9	39,955	8,038	5.0	89	15	5.9	11,341	5,204	2.2	200	27	7.4
34	Bhola RWH	Manpura	9,124	3,417	2.7	4,719	2,781	1.7	42	5	8.4	5,100	1,855	2.7	70	27	2.6
35	Bhola RWH	Tazumuddin	28,618	1,283	22.3	18,019	4,047	4.5	35	6	5.8	6,505	1,545	4.2	50	31	1.6
36	Bogura RWH	Adamdighi	32,100	6,806	4.7	262,005	4,604	56.9	35	8	4.4	856	199	4.3	200	38	5.3
37	Bogura RWH	Akkelpur	19,332	5,596	3.5	219,035	4,444	49.3	82	5	16.4	773	324	2.4	0	44	0.0
38	Bogura RWH	Atrai	64,940	12,622	5.1	67,320	10,965	6.1	86	4	21.5	869	418	2.1	50	40	1.3
39	Bogura RWH	Badalgachhi	25,450	8,939	2.8	46,255	10,828	4.3	26	8	3.3	2,683	1,154	2.3	100	73	1.4
40	Bogura RWH	Bogura Sadar	92,528	56,758	1.6	47,375	16,172	2.9	271	32	8.5	9,232	1,635	5.6	220	91	2.4
41	Bogura RWH	Dhamoirhat	66,795	7,588	8.8	1,019,970	7,362	138.5	65	9	7.2	3,196	576	5.5	150	30	5.0
42	Bogura RWH	Dhunat	78,500	32,911	2.4	121,800	19,034	6.4	35	6	5.8	5,503	2,056	2.7	50	51	1.0
43	Bogura RWH	Dhupchanchia	15,000	8,123	1.8	40,745	7,997	5.1	168	9	18.7	1,191	685	1.7	100	72	1.4
44	Bogura RWH	Gabtali	47,268	18,254	2.6	936,045	11,147	84.0	73	11	6.6	4,348	1,818	2.4	400	85	4.7
45	Bogura RWH	Ghoraghat	46,300	7,427	6.2	38,660	6,241	6.2	35	9	3.9	1,075	332	3.2	202	47	4.3
46	Bogura RWH	Hakimpur	41,632	5,581	7.5	53,385	3,685	14.5	60	3	20.0	1,184	203	5.8	100	28	3.6
47	Bogura RWH	Joypurhat Sadar	45,540	18,675	2.4	43,895	11,418	3.8	185	38	4.9	3,800	835	4.6	550	122	4.5
48	Bogura RWH	Kahaloo	38,220	16,693	2.3	21,140	10,946	1.9	69	9	7.7	1,899	879	2.2	150	105	1.4
49	Bogura RWH	Kalai	18,924	6,334	3.0	618,095	7,880	78.4	78	5	15.6	2,437	385	6.3	200	21	9.5
50	Bogura RWH	Khetlal	26,484	6,983	3.8	801,740	4,859	165.0	107	16	6.7	3,309	271	12.2	0	29	0.0

SL	Warehouse Name	Upazila Name	Condom			Shukhi			IUD			Injectables			Implant		
			CBL	AMD	MOS	CBL	AMD	MOS	CBL	AMD	MOS	CBL	AMD	MOS	CBL	AMD	MOS
51	Bogura RWH	Mahadebpur	40,680	14,657	2.8	661,490	15,408	42.9	18	6	3.0	1,984	812	2.4	50	55	0.9
52	Bogura RWH	Manda	43,090	21,480	2.0	58,665	26,350	2.2	172	63	2.7	4,018	1,851	2.2	100	56	1.8
53	Bogura RWH	Nandigram	26,100	8,620	3.0	39,020	9,797	4.0	60	3	20.0	1,350	330	4.1	100	33	3.0
54	Bogura RWH	Naogaon Sadar	42,812	19,549	2.2	65,705	12,220	5.4	74	17	4.4	3,254	1,324	2.5	200	66	3.0
55	Bogura RWH	Niamatpur	50,858	11,369	4.5	602,815	12,043	50.1	39	9	4.3	1,474	838	1.8	300	74	4.1
56	Bogura RWH	Panchbibi	51,560	12,353	4.2	1,380,674	7,928	174.2	65	7	9.3	3,089	854	3.6	330	52	6.3
57	Bogura RWH	Patnitala	27,696	11,146	2.5	336,040	10,298	32.6	55	5	11.0	1,427	656	2.2	150	50	3.0
58	Bogura RWH	Porsha	38,088	9,333	4.1	59,165	8,067	7.3	37	10	3.7	2,219	476	4.7	100	20	5.0
59	Bogura RWH	Raninagar	26,600	9,651	2.8	31,875	10,938	2.9	102	5	20.4	1,952	453	4.3	100	22	4.5
60	Bogura RWH	Sapahar	36,648	9,601	3.8	46,230	9,844	4.7	81	6	13.5	2,692	1,071	2.5	150	25	6.0
61	Bogura RWH	Sariakandi	42,096	13,543	3.1	955,290	8,215	116.3	123	19	6.5	3,735	1,075	3.5	300	106	2.8
62	Bogura RWH	Shajahanpur	85,428	39,377	2.2	32,500	12,686	2.6	33	9	3.7	3,580	1,006	3.6	150	87	1.7
63	Bogura RWH	Sherpur	61,080	28,023	2.2	112,605	16,385	6.9	56	16	3.5	4,141	1,536	2.7	0	79	0.0
64	Bogura RWH	Shibganj	47,700	17,155	2.8	262,140	19,195	13.7	150	7	21.4	7,700	3,286	2.3	200	59	3.4
65	Bogura RWH	Sonatola	39,940	8,862	4.5	221,440	8,862	25.0	70	28	2.5	2,697	739	3.6	200	71	2.8
66	Chattogram RWH	Anowara	18,700	8,517	2.2	130,190	9,160	14.2	115	13	8.8	1,500	649	2.3	250	38	6.6
67	Chattogram RWH	Banshkhali	47,472	10,866	4.4	26,470	8,864	3.0	204	13	15.7	6,791	1,455	4.7	350	82	4.3
68	Chattogram RWH	Boalkhali	170,349	6,621	25.7	24,492	6,011	4.1	218	28	7.8	2,096	456	4.6	300	67	4.5
69	Chattogram RWH	Chandanaish	15,900	6,179	2.6	61,345	7,100	8.6	104	23	4.5	1,505	743	2.0	400	40	10.0
70	Chattogram RWH	Dighinala	17,880	7,085	2.5	11,035	8,728	1.3	110	13	8.5	1,987	1,025	1.9	250	33	7.6
71	Chattogram RWH	Double Mooring	106,992	49,178	2.2	11,465	12,242	0.9	535	233	2.3	10,760	2,935	3.7	560	201	2.8
72	Chattogram RWH	Fatikchhari	32,400	14,053	2.3	95,970	13,497	7.1	164	10	16.4	3,984	2,003	2.0	300	166	1.8
73	Chattogram RWH	Guimara	23,856	877	27.2	11,820	2,622	4.5	179	3	59.7	1,097	176	6.2	150	0	0.0
74	Chattogram RWH	Hathazari	121,984	30,874	4.0	22,523	18,149	1.2	181	14	12.9	5,418	1,377	3.9	250	50	5.0
75	Chattogram RWH	Khagrachhari Sadar	8,840	2,962	3.0	42,440	5,197	8.2	126	26	4.8	884	436	2.0	146	19	7.7

SL	Warehouse Name	Upazila Name	Condom			Shukhi			IUD			Injectables			Implant		
			CBL	AMD	MOS	CBL	AMD	MOS	CBL	AMD	MOS	CBL	AMD	MOS	CBL	AMD	MOS
76	Chattogram RWH	Lakshmichhari	22,123	920	24.0	63,933	1,832	34.9	111	9	12.3	253	101	2.5	150	23	6.5
77	Chattogram RWH	Lohagara	13,368	5,634	2.4	286,853	6,943	41.3	102	16	6.4	2,865	1,265	2.3	300	34	8.8
78	Chattogram RWH	Mahalchhari	10,968	3,222	3.4	17,910	3,986	4.5	60	8	7.5	629	268	2.3	50	22	2.3
79	Chattogram RWH	Manikchhari	13,720	1,013	13.5	54,600	1,644	33.2	84	10	8.4	818	464	1.8	300	36	8.3
80	Chattogram RWH	Matiranga	19,100	7,714	2.5	10,110	6,345	1.6	80	23	3.5	1,826	891	2.0	200	33	6.1
81	Chattogram RWH	Mirsharai	24,112	10,870	2.2	31,971	12,222	2.6	135	34	4.0	3,481	1,707	2.0	300	64	4.7
82	Chattogram RWH	Panchhari	6,070	2,803	2.2	11,920	4,201	2.8	131	8	16.4	465	183	2.5	150	30	5.0
83	Chattogram RWH	Panchlaish	77,892	39,523	2.0	26,265	9,057	2.9	480	123	3.9	9,612	2,612	3.7	310	130	2.4
84	Chattogram RWH	Patiya	25,200	14,275	1.8	39,965	14,781	2.7	170	84	2.0	3,146	1,729	1.8	500	98	5.1
85	Chattogram RWH	Ramgarh	35,956	2,941	12.2	37,575	3,442	10.9	164	4	41.0	487	153	3.2	200	20	10.0
86	Chattogram RWH	Rangunia	63,156	13,653	4.6	29,190	12,259	2.4	280	35	8.0	6,660	1,484	4.5	200	101	2.0
87	Chattogram RWH	Raozan	32,712	11,662	2.8	26,685	10,465	2.5	240	41	5.9	4,005	1,171	3.4	400	115	3.5
88	Chattogram RWH	Sandwip	56,074	8,777	6.4	64,145	11,414	5.6	236	13	18.2	8,036	1,286	6.2	350	104	3.4
89	Chattogram RWH	Satkania	43,560	11,180	3.9	52,240	10,505	5.0	140	23	6.1	3,269	721	4.5	300	81	3.7
90	Chattogram RWH	Sitakunda	56,970	13,206	4.3	52,510	10,006	5.2	246	43	5.7	6,174	1,227	5.0	250	50	5.0
91	Cox's Bazar RWH	Chakaria	31,932	12,365	2.6	51,875	12,798	4.1	118	58	2.0	7,207	3,136	2.3	550	135	4.1
92	Cox's Bazar RWH	Cox's Bazar Sadar	41,436	17,215	2.4	10,040	16,307	0.6	206	46	4.5	6,730	3,207	2.1	568	81	7.0
93	Cox's Bazar RWH	Kutubdia	43,152	2,618	16.5	27,250	2,764	9.9	16	32	0.5	4,840	1,041	4.6	500	108	4.6
94	Cox's Bazar RWH	Maheshkhali	134,895	5,637	23.9	10,217	15,240	0.7	118	54	2.2	6,961	3,157	2.2	100	86	1.2
95	Cox's Bazar RWH	Pekua	121,200	7,614	15.9	190,270	7,405	25.7	53	31	1.7	7,004	2,807	2.5	600	67	9.0
96	Cox's Bazar RWH	Ramu	33,096	11,491	2.9	109,005	6,235	17.5	179	50	3.6	3,386	1,777	1.9	700	86	8.1
97	Cox's Bazar RWH	Teknaf	49,904	21,354	2.3	247,900	13,353	18.6	144	63	2.3	8,174	4,075	2.0	565	113	5.0
98	Cox's Bazar RWH	Ukhia	13,776	6,960	2.0	82,570	6,074	13.6	167	52	3.2	5,376	1,245	4.3	950	114	8.3
99	Cumilla RWH	Akhaura	28,180	5,541	5.1	22,161	4,401	5.0	146	7	20.9	2,022	693	2.9	50	14	3.6
100	Cumilla RWH	Ashuganj	77,200	11,285	6.8	27,555	6,777	4.1	124	13	9.5	2,837	838	3.4	200	43	4.7

SL	Warehouse Name	Upazila Name	Condom			Shukhi			IUD			Injectables			Implant		
			CBL	AMD	MOS	CBL	AMD	MOS	CBL	AMD	MOS	CBL	AMD	MOS	CBL	AMD	MOS
101	Cumilla RWH	Banchharampur	71,400	13,601	5.2	48,390	9,630	5.0	159	32	5.0	3,522	1,550	2.3	400	83	4.8
102	Cumilla RWH	Barura	55,908	12,457	4.5	14,615	14,881	1.0	176	32	5.5	6,565	2,839	2.3	200	45	4.4
103	Cumilla RWH	Bijoynagar	68,808	9,014	7.6	51,881	8,448	6.1	195	12	16.3	2,959	1,233	2.4	150	29	5.2
104	Cumilla RWH	Brahman Para	40,304	7,232	5.6	34,805	6,875	5.1	122	20	6.1	3,037	715	4.2	110	48	2.3
105	Cumilla RWH	Brahmanbaria Sadar	123,100	21,098	5.8	68,825	10,574	6.5	268	64	4.2	5,283	1,927	2.7	150	102	1.5
106	Cumilla RWH	Burichang	74,378	20,925	3.6	47,410	16,108	2.9	178	36	4.9	3,457	1,717	2.0	300	68	4.4
107	Cumilla RWH	Chandina	69,792	11,321	6.2	33,468	14,018	2.4	115	23	5.0	4,683	2,568	1.8	100	29	3.4
108	Cumilla RWH	Chandpur Sadar	97,200	12,966	7.5	31,265	11,824	2.6	260	97	2.7	6,307	2,410	2.6	150	96	1.6
109	Cumilla RWH	Chauddagram	97,556	15,903	6.1	14,650	15,514	0.9	373	18	20.7	6,515	3,392	1.9	200	36	5.6
110	Cumilla RWH	Cumilla Adarsha Sadar	125,100	42,663	2.9	28,755	16,073	1.8	198	78	2.5	6,130	2,549	2.4	415	123	3.4
111	Cumilla RWH	Cumilla Sadar Dakshin	90,156	10,344	8.7	23,600	10,006	2.4	126	17	7.4	4,217	1,766	2.4	210	42	5.0
112	Cumilla RWH	Daudkandi	55,428	10,254	5.4	38,303	10,696	3.6	151	52	2.9	3,857	1,732	2.2	50	33	1.5
113	Cumilla RWH	Debidwar	105,900	13,657	7.8	51,265	15,306	3.3	422	57	7.4	6,665	2,753	2.4	300	40	7.5
114	Cumilla RWH	Faridganj	87,600	10,200	8.6	54,450	10,990	5.0	290	63	4.6	4,320	2,079	2.1	350	117	3.0
115	Cumilla RWH	Haim Char	28,500	2,910	9.8	12,525	4,325	2.9	77	18	4.3	1,856	383	4.8	50	18	2.8
116	Cumilla RWH	Hajiganj	51,300	4,956	10.4	58,940	9,231	6.4	223	38	5.9	5,239	1,778	2.9	200	38	5.3
117	Cumilla RWH	Homna	75,852	14,712	5.2	36,745	9,326	3.9	65	13	5.0	3,810	1,020	3.7	150	24	6.3
118	Cumilla RWH	Kachua	64,803	8,551	7.6	36,375	10,032	3.6	228	42	5.4	4,082	2,841	1.4	100	43	2.3
119	Cumilla RWH	Kasba	58,000	17,358	3.3	23,905	12,507	1.9	178	38	4.7	2,811	1,076	2.6	150	140	1.1
120	Cumilla RWH	Laksam	33,800	6,942	4.9	16,155	6,311	2.6	31	17	1.8	2,605	1,323	2.0	160	34	4.7
121	Cumilla RWH	Lalmaj	7,296	3,899	1.9	6,780	5,985	1.1	158	5	31.6	2,696	794	3.4	100	17	5.9
122	Cumilla RWH	Manoharganj	57,400	9,360	6.1	29,660	8,188	3.6	88	7	12.6	2,588	1,202	2.2	100	30	3.3
123	Cumilla RWH	Matlab Dakshin	53,184	5,711	9.3	49,122	6,186	7.9	100	12	8.3	3,461	1,473	2.3	200	49	4.1
124	Cumilla RWH	Matlab Uttar	81,300	9,896	8.2	40,750	10,867	3.7	126	51	2.5	3,876	1,169	3.3	250	67	3.7
125	Cumilla RWH	Meghna	31,900	5,921	5.4	28,595	4,782	6.0	100	11	9.1	2,733	770	3.5	100	49	2.0

SL	Warehouse Name	Upazila Name	Condom			Shukhi			IUD			Injectables			Implant		
			CBL	AMD	MOS	CBL	AMD	MOS	CBL	AMD	MOS	CBL	AMD	MOS	CBL	AMD	MOS
126	Cumilla RWH	Muradnagar	136,500	25,736	5.3	44,735	16,419	2.7	182	30	6.1	6,474	2,540	2.5	200	156	1.3
127	Cumilla RWH	Nabinagar	113,641	17,023	6.7	45,028	11,709	3.8	154	25	6.2	3,306	1,513	2.2	100	103	1.0
128	Cumilla RWH	Nangalkot	85,600	14,377	6.0	15,021	7,724	1.9	62	19	3.3	4,122	1,856	2.2	300	68	4.4
129	Cumilla RWH	Nasirnagar	50,152	8,187	6.1	38,125	12,205	3.1	100	11	9.1	3,101	1,053	2.9	350	83	4.2
130	Cumilla RWH	Sarail	72,700	18,458	3.9	29,550	9,549	3.1	190	10	19.0	3,883	1,469	2.6	200	79	2.5
131	Cumilla RWH	Shahrasti	26,200	3,770	6.9	34,445	6,060	5.7	112	24	4.7	4,102	1,781	2.3	350	31	11.3
132	Cumilla RWH	Titas	38,352	12,264	3.1	31,285	5,227	6.0	167	24	7.0	3,148	1,566	2.0	100	22	4.5
133	Dhaka CWH	Araihazar	50,768	13,586	3.7	18,740	18,355	1.0	146	28	5.2	4,391	2,095	2.1	0	72	0.0
134	Dhaka CWH	Bandar	68,585	31,573	2.2	53,700	14,484	3.7	58	13	4.5	4,057	1,935	2.1	0	53	0.0
135	Dhaka CWH	Belabo	17,664	8,281	2.1	12,400	7,358	1.7	90	11	8.2	1,674	887	1.9	250	41	6.1
136	Dhaka CWH	Daulatpur	24,480	10,684	2.3	22,290	8,923	2.5	59	5	11.8	2,102	973	2.2	100	56	1.8
137	Dhaka CWH	Dhamrai	42,604	23,761	1.8	21,424	16,383	1.3	258	122	2.1	2,696	1,454	1.9	50	73	0.7
138	Dhaka CWH	Dohar	21,412	12,532	1.7	29,130	6,534	4.5	77	6	12.8	1,418	682	2.1	0	29	0.0
139	Dhaka CWH	Gazaria	17,284	7,552	2.3	24,330	5,248	4.6	50	12	4.2	1,238	738	1.7	301	17	17.7
140	Dhaka CWH	Gazipur Sadar	79,316	46,041	1.7	42,000	13,695	3.1	130	41	3.2	2,953	1,707	1.7	200	55	3.6
141	Dhaka CWH	Ghior	18,336	8,718	2.1	75,605	5,379	14.1	47	8	5.9	1,060	502	2.1	200	36	5.6
142	Dhaka CWH	Harirampur	28,652	12,151	2.4	74,905	4,663	16.1	82	3	27.3	793	340	2.3	1,073	28	38.3
143	Dhaka CWH	Kaliakair	42,469	23,957	1.8	14,048	15,623	0.9	131	27	4.9	1,521	793	1.9	100	41	2.4
144	Dhaka CWH	Kaliganj	58,784	31,166	1.9	54,780	11,480	4.8	97	11	8.8	3,008	1,550	1.9	250	19	13.2
145	Dhaka CWH	Kapasia	116,004	18,656	6.2	54,820	12,201	4.5	93	6	15.5	1,388	635	2.2	200	49	4.1
146	Dhaka CWH	Keraniganj	80,700	36,419	2.2	65,860	15,837	4.2	175	82	2.1	4,730	2,595	1.8	250	102	2.5
147	Dhaka CWH	Lohajang	23,268	9,971	2.3	37,200	6,299	5.9	102	6	17.0	1,062	528	2.0	300	32	9.4
148	Dhaka CWH	Manikganj Sadar	45,000	23,570	1.9	52,800	9,442	5.6	318	10	31.8	1,666	802	2.1	400	123	3.3
149	Dhaka CWH	Manohardi	14,400	12,420	1.2	77,065	7,838	9.8	118	22	5.4	3,986	1,882	2.1	400	26	15.4
150	Dhaka CWH	Mirpur	50,700	131,365	0.4	75,692	22,678	3.3	455	248	1.8	13,433	7,461	1.8	320	348	0.9

SL	Warehouse Name	Upazila Name	Condom			Shukhi			IUD			Injectables			Implant		
			CBL	AMD	MOS	CBL	AMD	MOS	CBL	AMD	MOS	CBL	AMD	MOS	CBL	AMD	MOS
151	Dhaka CWH	Munshiganj Sadar	50,364	26,306	1.9	57,420	14,748	3.9	142	16	8.9	3,055	1,475	2.1	200	38	5.3
152	Dhaka CWH	Narayanganj Sadar	154,404	72,554	2.1	47,180	39,345	1.2	160	28	5.7	13,928	6,964	2.0	350	97	3.6
153	Dhaka CWH	Narsingdi Sadar	96,482	44,428	2.2	187,702	37,546	5.0	381	103	3.7	15,643	6,253	2.5	508	90	5.6
154	Dhaka CWH	Nawabganj	32,683	15,139	2.2	66,480	7,970	8.3	31	10	3.1	1,207	647	1.9	10	35	0.3
155	Dhaka CWH	Palash	26,400	12,393	2.1	7,020	9,319	0.8	124	9	13.8	2,016	909	2.2	200	26	7.7
156	Dhaka CWH	Roypura	89,580	41,399	2.2	67,020	19,915	3.4	226	61	3.7	7,510	3,550	2.1	300	59	5.1
157	Dhaka CWH	Rupganj	64,888	32,439	2.0	85,486	31,022	2.8	179	34	5.3	5,787	2,854	2.0	300	74	4.1
158	Dhaka CWH	Saturia	28,200	12,449	2.3	22,000	8,102	2.7	136	20	6.8	1,430	607	2.4	300	43	7.0
159	Dhaka CWH	Savar	102,400	71,253	1.4	14,705	22,433	0.7	278	87	3.2	8,353	3,458	2.4	300	82	3.7
160	Dhaka CWH	Serajdikhan	32,048	14,774	2.2	37,598	13,113	2.9	169	24	7.0	1,641	830	2.0	300	52	5.8
161	Dhaka CWH	Shibalaya	600	10,602	0.1	1,670	7,585	0.2	62	8	7.8	50	797	0.1	150	37	4.1
162	Dhaka CWH	Shibpur	39,872	17,953	2.2	59,960	12,096	5.0	50	10	5.0	3,634	1,700	2.1	100	35	2.9
163	Dhaka CWH	Singair	75,572	18,393	4.1	107,900	9,822	11.0	137	12	11.4	1,272	599	2.1	500	34	14.7
164	Dhaka CWH	Sonargaon	46,841	23,574	2.0	64,482	19,460	3.3	45	17	2.6	5,273	2,661	2.0	200	48	4.2
165	Dhaka CWH	Sreenagar	25,228	12,749	2.0	111,520	8,290	13.5	43	18	2.4	1,371	652	2.1	300	38	7.9
166	Dhaka CWH	Sreepur	47,160	23,282	2.0	19,150	16,518	1.2	90	20	4.5	2,689	1,264	2.1	600	65	9.2
167	Dhaka CWH	Tejgaon	152,600	163,913	0.9	182,400	46,485	3.9	475	293	1.6	14,000	8,888	1.6	1,090	413	2.6
168	Dhaka CWH	Tongi	49,688	24,051	2.1	44,165	7,316	6.0	148	35	4.2	1,398	636	2.2	90	51	1.8
169	Dhaka CWH	Tongibari	24,976	10,725	2.3	55,620	7,391	7.5	97	7	13.9	904	411	2.2	350	18	19.4
170	Dinajpur RWH	Atwari	15,166	2,367	6.4	32,130	5,159	6.2	132	3	44.0	2,518	624	4.0	100	25	4.0
171	Dinajpur RWH	Baliadangi	20,900	2,965	7.0	42,760	5,699	7.5	143	5	28.6	3,543	1,502	2.4	50	25	2.0
172	Dinajpur RWH	Biral	27,926	7,873	3.5	53,665	11,168	4.8	142	7	20.3	5,976	774	7.7	60	48	1.3
173	Dinajpur RWH	Birampur	23,100	5,669	4.1	34,185	5,365	6.4	146	9	16.2	2,555	245	10.4	50	36	1.4
174	Dinajpur RWH	Birganj	22,776	8,961	2.5	61,440	17,783	3.5	163	16	10.2	4,764	1,773	2.7	50	105	0.5
175	Dinajpur RWH	Bochaganj	23,460	4,272	5.5	46,300	7,555	6.1	203	24	8.5	2,895	641	4.5	300	51	5.9

SL	Warehouse Name	Upazila Name	Condom			Shukhi			IUD			Injectables			Implant		
			CBL	AMD	MOS	CBL	AMD	MOS	CBL	AMD	MOS	CBL	AMD	MOS	CBL	AMD	MOS
176	Dinajpur RWH	Boda	21,800	6,075	3.6	16,340	14,675	1.1	141	4	35.3	4,829	1,943	2.5	200	87	2.3
177	Dinajpur RWH	Chirirbandar	19,421	6,547	3.0	74,144	11,356	6.5	133	6	22.2	3,603	1,266	2.8	0	72	0.0
178	Dinajpur RWH	Debiganj	32,300	7,890	4.1	53,440	15,303	3.5	234	20	11.7	7,106	2,825	2.5	50	54	0.9
179	Dinajpur RWH	Dinajpur Sadar	44,000	21,447	2.1	59,555	14,175	4.2	253	23	11.0	6,286	2,198	2.9	20	201	0.1
180	Dinajpur RWH	Fulbari	20,376	7,738	2.6	40,510	7,664	5.3	148	20	7.4	2,915	305	9.6	50	35	1.4
181	Dinajpur RWH	Haripur	17,400	2,632	6.6	23,643	5,441	4.3	71	7	10.1	2,894	367	7.9	2	8	0.3
182	Dinajpur RWH	Kaharole	22,700	2,991	7.6	29,895	9,673	3.1	170	18	9.4	3,200	572	5.6	0	56	0.0
183	Dinajpur RWH	Khansama	20,700	3,928	5.3	54,460	12,308	4.4	166	9	18.4	2,300	1,435	1.6	0	99	0.0
184	Dinajpur RWH	Nawabganj	27,300	9,282	2.9	40,180	10,820	3.7	186	6	31.0	4,006	1,183	3.4	0	48	0.0
185	Dinajpur RWH	Panchagarh Sadar	19,600	7,389	2.7	15,660	10,903	1.4	154	14	11.0	4,834	1,872	2.6	50	30	1.7
186	Dinajpur RWH	Parbatipur	40,320	19,049	2.1	52,390	12,344	4.2	274	37	7.4	5,152	1,717	3.0	50	103	0.5
187	Dinajpur RWH	Pirganj	28,270	4,940	5.7	46,715	9,336	5.0	100	23	4.3	2,740	880	3.1	200	59	3.4
188	Dinajpur RWH	Ranisankail	19,416	4,393	4.4	16,670	11,570	1.4	122	6	20.3	2,020	948	2.1	200	50	4.0
189	Dinajpur RWH	Tentulia	21,720	4,291	5.1	23,920	5,440	4.4	109	13	8.4	3,225	466	6.9	50	37	1.4
190	Dinajpur RWH	Thakurgaon Sadar	36,000	14,979	2.4	58,645	21,766	2.7	240	13	18.5	11,514	5,060	2.3	10	130	0.1
191	Faridpur RWH	Alfadanga	76,292	5,926	12.9	7,305	3,347	2.2	72	7	10.3	1,361	472	2.9	300	48	6.3
192	Faridpur RWH	Baliakandi	236,784	16,254	14.6	48,687	10,150	4.8	125	22	5.7	4,541	857	5.3	100	36	2.8
193	Faridpur RWH	Bhanga	116,325	22,321	5.2	112,787	13,762	8.2	150	53	2.8	1,174	787	1.5	300	126	2.4
194	Faridpur RWH	Bhedarganj	25,252	6,296	4.0	36,250	7,739	4.7	280	14	20.0	1,870	1,423	1.3	300	36	8.3
195	Faridpur RWH	Boalmari	35,564	11,646	3.1	48,380	10,426	4.6	71	9	7.9	2,757	940	2.9	300	59	5.1
196	Faridpur RWH	Char Bhadrasan	15,886	4,886	3.3	6,150	2,624	2.3	48	9	5.3	760	138	5.5	100	29	3.4
197	Faridpur RWH	Damudya	23,928	3,978	6.0	21,800	2,850	7.6	129	10	12.9	778	271	2.9	100	8	12.5
198	Faridpur RWH	Faridpur Sadar	94,008	39,639	2.4	47,285	18,504	2.6	80	17	4.7	8,106	2,893	2.8	650	45	14.4
199	Faridpur RWH	Goalanda	313,296	5,043	62.1	38,990	3,672	10.6	71	8	8.9	1,119	642	1.7	200	50	4.0
200	Faridpur RWH	Gopalganj Sadar	83,914	29,229	2.9	47,090	15,567	3.0	110	20	5.5	2,370	1,131	2.1	250	113	2.2

SL	Warehouse Name	Upazila Name	Condom			Shukhi			IUD			Injectables			Implant		
			CBL	AMD	MOS	CBL	AMD	MOS	CBL	AMD	MOS	CBL	AMD	MOS	CBL	AMD	MOS
201	Faridpur RWH	Gosairhat	239,076	8,495	28.1	22,815	6,811	3.3	122	13	9.4	1,714	794	2.2	200	22	9.1
202	Faridpur RWH	Kalkini	86,100	16,163	5.3	55,045	13,655	4.0	238	27	8.8	2,790	1,313	2.1	300	35	8.6
203	Faridpur RWH	Kalukhali	54,900	7,351	7.5	51,235	8,193	6.3	205	4	51.3	1,758	439	4.0	100	36	2.8
204	Faridpur RWH	Kashiani	66,756	14,893	4.5	33,310	9,805	3.4	40	9	4.4	2,122	738	2.9	200	48	4.2
205	Faridpur RWH	Kotalipara	40,500	11,246	3.6	51,060	15,316	3.3	60	9	6.7	2,146	723	3.0	250	48	5.2
206	Faridpur RWH	Madaripur Sadar	48,440	16,321	3.0	45,780	20,784	2.2	194	40	4.9	5,116	3,331	1.5	100	61	1.6
207	Faridpur RWH	Madhukhali	261,828	9,705	27.0	57,285	10,624	5.4	192	37	5.2	2,691	878	3.1	300	50	6.0
208	Faridpur RWH	Muksudpur	69,984	21,972	3.2	57,665	24,124	2.4	55	15	3.7	4,183	1,847	2.3	200	46	4.3
209	Faridpur RWH	Nagarkanda	80,856	13,817	5.9	40,950	10,355	4.0	234	21	11.1	1,170	480	2.4	200	30	6.7
210	Faridpur RWH	Naria	237,959	8,702	27.3	22,400	9,488	2.4	84	9	9.3	895	554	1.6	300	35	8.6
211	Faridpur RWH	Pangsha	152,000	12,616	12.0	36,490	10,896	3.3	53	15	3.5	3,294	1,053	3.1	200	78	2.6
212	Faridpur RWH	Rajbari Sadar	60,008	20,642	2.9	56,295	12,132	4.6	288	82	3.5	4,101	1,359	3.0	300	172	1.7
213	Faridpur RWH	Rajoir	24,756	8,770	2.8	24,927	10,435	2.4	61	5	12.2	1,633	841	1.9	100	43	2.3
214	Faridpur RWH	Sadarpur	183,183	17,341	10.6	22,545	7,209	3.1	87	6	14.5	449	491	0.9	200	41	4.9
215	Faridpur RWH	Saltha	52,956	10,799	4.9	29,235	8,248	3.5	67	14	4.8	1,529	514	3.0	300	54	5.6
216	Faridpur RWH	Shariatpur Sadar	32,092	8,493	3.8	21,200	6,683	3.2	250	45	5.6	2,321	595	3.9	0	66	0.0
217	Faridpur RWH	Shib Char	32,536	16,752	1.9	45,720	14,458	3.2	140	20	7.0	3,788	1,416	2.7	100	45	2.2
218	Faridpur RWH	Tungipara	24,748	8,553	2.9	21,855	5,555	3.9	100	3	33.3	1,721	422	4.1	100	34	2.9
219	Faridpur RWH	Zanjira	162,969	12,086	13.5	29,361	7,196	4.1	79	14	5.6	2,645	775	3.4	150	26	5.8
220	Jamalpur RWH	Bakshiganj	15,608	10,849	1.4	19,380	10,021	1.9	21	2	10.5	1,049	719	1.5	150	34	4.4
221	Jamalpur RWH	Char Rajibpur	39,000	14,622	2.7	9,600	3,193	3.0	56	2	28.0	2,092	840	2.5	150	30	5.0
222	Jamalpur RWH	Dewanganj	25,580	18,533	1.4	12,240	10,694	1.1	43	11	3.9	4,825	1,995	2.4	500	104	4.8
223	Jamalpur RWH	Islampur	44,472	28,741	1.5	43,985	18,124	2.4	51	24	2.1	3,010	1,361	2.2	200	47	4.3
224	Jamalpur RWH	Jamalpur Sadar	46,800	47,267	1.0	47,600	37,428	1.3	100	28	3.6	8,000	4,485	1.8	300	89	3.4
225	Jamalpur RWH	Jhenaigati	37,375	12,762	2.9	19,440	12,956	1.5	35	5	7.0	3,246	1,629	2.0	150	36	4.2



SL	Warehouse Name	Upazila Name	Condom			Shukhi			IUD			Injectables			Implant		
			CBL	AMD	MOS	CBL	AMD	MOS	CBL	AMD	MOS	CBL	AMD	MOS	CBL	AMD	MOS
226	Jamalpur RWH	Madarganj	23,010	10,963	2.1	20,640	10,617	1.9	120	11	10.9	1,200	592	2.0	100	78	1.3
227	Jamalpur RWH	Melandaha	32,700	14,893	2.2	21,360	15,296	1.4	110	17	6.5	2,700	1,189	2.3	250	50	5.0
228	Jamalpur RWH	Nakla	33,948	12,035	2.8	48,830	10,674	4.6	75	7	10.7	2,612	1,153	2.3	200	29	6.9
229	Jamalpur RWH	Nalitabari	37,080	15,333	2.4	22,170	12,820	1.7	109	8	13.6	3,136	1,253	2.5	100	46	2.2
230	Jamalpur RWH	Raumari	39,900	18,682	2.1	10,560	8,838	1.2	34	16	2.1	3,040	1,285	2.4	200	36	5.6
231	Jamalpur RWH	Sarishabari	45,300	29,288	1.5	15,840	18,227	0.9	66	29	2.3	3,750	1,495	2.5	100	34	2.9
232	Jamalpur RWH	Sherpur Sadar	65,000	28,333	2.3	61,070	25,050	2.4	27	15	1.8	7,950	3,798	2.1	400	66	6.1
233	Jamalpur RWH	Sreebardi	37,244	16,660	2.2	48,249	14,456	3.3	71	7	10.1	1,397	718	1.9	310	64	4.8
234	Jashore RWH	Abhaynagar	38,916	17,113	2.3	27,035	9,668	2.8	190	6	31.7	3,605	1,462	2.5	150	36	4.2
235	Jashore RWH	Bagher Para	57,716	11,055	5.2	25,215	7,607	3.3	110	7	15.7	2,020	977	2.1	200	35	5.7
236	Jashore RWH	Chaugachha	48,700	20,406	2.4	19,825	10,623	1.9	81	6	13.5	1,797	815	2.2	150	47	3.2
237	Jashore RWH	Harinakunda	23,328	9,839	2.4	19,775	11,935	1.7	94	8	11.8	1,563	762	2.1	200	47	4.3
238	Jashore RWH	Jashore Sadar	117,900	62,150	1.9	98,505	33,435	2.9	55	26	2.1	10,536	3,597	2.9	50	82	0.6
239	Jashore RWH	Jhenaidah Sadar	34,855	19,211	1.8	20,645	14,736	1.4	76	35	2.2	3,275	1,525	2.1	0	66	0.0
240	Jashore RWH	Jhikargachha	39,580	18,694	2.1	30,780	10,175	3.0	130	8	16.3	2,950	1,274	2.3	55	31	1.8
241	Jashore RWH	Kalia	37,212	17,510	2.1	40,530	11,927	3.4	320	11	29.1	1,319	721	1.8	400	60	6.7
242	Jashore RWH	Kaliganj	33,900	16,408	2.1	34,400	12,351	2.8	83	5	16.6	899	751	1.2	250	53	4.7
243	Jashore RWH	Keshabpur	29,500	13,247	2.2	34,215	8,546	4.0	295	4	73.8	3,714	1,795	2.1	250	32	7.8
244	Jashore RWH	Kotchandpur	16,000	6,237	2.6	32,080	4,782	6.7	50	2	25.0	1,150	474	2.4	300	28	10.7
245	Jashore RWH	Lohagara	37,948	17,619	2.2	40,845	10,020	4.1	194	5	38.8	3,500	1,587	2.2	850	28	30.4
246	Jashore RWH	Magura Sadar	48,072	26,293	1.8	28,390	22,222	1.3	227	66	3.4	5,488	2,692	2.0	250	119	2.1
247	Jashore RWH	Maheshpur	40,720	12,208	3.3	43,768	9,857	4.4	238	12	19.8	5,400	2,165	2.5	200	24	8.3
248	Jashore RWH	Manirampur	55,800	28,040	2.0	48,260	20,885	2.3	186	6	31.0	8,362	5,261	1.6	200	40	5.0
249	Jashore RWH	Mohammadpur	42,048	7,516	5.6	46,225	9,161	5.0	290	6	48.3	2,714	818	3.3	100	26	3.8
250	Jashore RWH	Narail Sadar	48,526	22,535	2.2	37,830	16,009	2.4	235	9	26.1	3,437	1,659	2.1	100	24	4.2

SL	Warehouse Name	Upazila Name	Condom			Shukhi			IUD			Injectables			Implant		
			CBL	AMD	MOS	CBL	AMD	MOS	CBL	AMD	MOS	CBL	AMD	MOS	CBL	AMD	MOS
251	Jashore RWH	Shailkupa	41,412	19,993	2.1	31,780	15,684	2.0	353	9	39.2	1,693	1,504	1.1	400	60	6.7
252	Jashore RWH	Shalikha	16,188	7,046	2.3	36,413	8,534	4.3	111	5	22.2	1,279	590	2.2	100	33	3.0
253	Jashore RWH	Sharsha	67,488	37,643	1.8	37,340	13,387	2.8	137	10	13.7	4,386	2,643	1.7	50	32	1.6
254	Jashore RWH	Sreepur	67,536	9,878	6.8	16,635	8,267	2.0	109	3	36.3	1,133	627	1.8	300	32	9.4
255	Khulna RWH	Assasuni	74,544	13,682	5.4	131,710	21,245	6.2	55	6	9.2	5,522	1,374	4.0	250	38	6.6
256	Khulna RWH	Bagerhat Sadar	55,596	15,866	3.5	55,440	12,752	4.3	83	6	13.8	4,378	1,039	4.2	190	51	3.7
257	Khulna RWH	Batiaghata	194,400	11,158	17.4	149,980	9,638	15.6	35	7	5.0	750	658	1.1	150	29	5.2
258	Khulna RWH	Chitalmari	60,228	17,295	3.5	245,350	10,499	23.4	65	4	16.3	4,049	1,517	2.7	300	30	10.0
259	Khulna RWH	Dacope	60,000	6,096	9.8	409,210	7,180	57.0	59	18	3.3	2,784	477	5.8	150	100	1.5
260	Khulna RWH	Daulatpur	163,000	48,353	3.4	205,339	22,250	9.2	100	12	8.3	11,500	3,892	3.0	200	36	5.6
261	Khulna RWH	Debhata	65,100	13,089	5.0	75,945	8,247	9.2	80	3	26.7	2,382	434	5.5	200	18	11.1
262	Khulna RWH	Dumuria	232,500	26,695	8.7	373,650	24,047	15.5	130	23	5.7	8,608	2,260	3.8	200	81	2.5
263	Khulna RWH	Fakirhat	61,100	8,967	6.8	146,720	7,002	21.0	66	4	16.5	2,198	444	5.0	100	24	4.2
264	Khulna RWH	Kachua	34,800	6,274	5.5	57,334	5,185	11.1	47	6	7.8	2,056	497	4.1	100	19	5.3
265	Khulna RWH	Kalaroa	123,840	20,926	5.9	290,015	7,132	40.7	84	3	28.0	3,962	974	4.1	400	15	26.7
266	Khulna RWH	Kaliganj	71,100	26,353	2.7	117,335	21,407	5.5	121	4	30.3	4,539	1,405	3.2	200	46	4.3
267	Khulna RWH	Khulna Sadar	899,516	59,259	15.2	746,710	13,960	53.5	272	107	2.5	12,280	2,605	4.7	270	35	7.7
268	Khulna RWH	Koyra	800,400	13,049	61.3	113,965	18,374	6.2	55	11	5.0	3,319	612	5.4	500	55	9.1
269	Khulna RWH	Mollahat	75,639	8,207	9.2	222,400	8,962	24.8	31	2	15.5	1,809	449	4.0	300	44	6.8
270	Khulna RWH	Mongla	52,604	12,139	4.3	72,593	8,766	8.3	78	7	11.1	2,537	1,016	2.5	350	36	9.7
271	Khulna RWH	Morrelganj	47,500	13,648	3.5	595,000	15,600	38.1	271	48	5.6	6,349	1,523	4.2	350	68	5.1
272	Khulna RWH	Paikgachha	293,700	13,346	22.0	463,380	18,622	24.9	51	5	10.2	2,001	901	2.2	100	52	1.9
273	Khulna RWH	Phultala	663,000	12,181	54.4	570,795	4,724	120.8	100	21	4.8	1,600	554	2.9	200	42	4.8
274	Khulna RWH	Rampal	80,600	12,494	6.5	70,005	9,592	7.3	93	10	9.3	2,410	400	6.0	300	27	11.1
275	Khulna RWH	Rupsa	58,600	13,719	4.3	55,350	9,624	5.8	74	11	6.7	2,214	456	4.9	200	41	4.9

SL	Warehouse Name	Upazila Name	Condom			Shukhi			IUD			Injectables			Implant		
			CBL	AMD	MOS	CBL	AMD	MOS	CBL	AMD	MOS	CBL	AMD	MOS	CBL	AMD	MOS
276	Khulna RWH	Sarankhola	25,000	6,948	3.6	118,110	5,468	21.6	30	4	7.5	2,227	935	2.4	200	49	4.1
277	Khulna RWH	Satkhira Sadar	132,700	45,351	2.9	67,540	17,816	3.8	124	18	6.9	8,642	3,543	2.4	490	45	10.9
278	Khulna RWH	Shyamnagar	61,916	18,842	3.3	73,500	22,165	3.3	82	7	11.7	3,428	971	3.5	300	54	5.6
279	Khulna RWH	Tala	70,584	18,654	3.8	253,130	16,631	15.2	116	36	3.2	7,830	2,151	3.6	400	46	8.7
280	Khulna RWH	Terokhada	69,700	13,426	5.2	289,065	6,386	45.3	93	3	31.0	829	319	2.6	200	27	7.4
281	Kushtia RWH	Alamdanga	32,568	17,080	1.9	29,160	16,096	1.8	51	9	5.7	4,582	1,951	2.3	0	44	0.0
282	Kushtia RWH	Bheramara	35,364	14,273	2.5	28,800	7,600	3.8	47	4	11.8	2,000	1,001	2.0	50	29	1.7
283	Kushtia RWH	Chuadanga Sadar	51,300	31,680	1.6	39,675	11,015	3.6	40	17	2.4	5,931	3,040	2.0	300	37	8.1
284	Kushtia RWH	Damurhuda	40,152	19,657	2.0	24,470	12,115	2.0	44	11	4.0	5,913	2,953	2.0	50	50	1.0
285	Kushtia RWH	Daulatpur	90,500	39,393	2.3	84,780	18,973	4.5	197	2	98.5	7,162	3,596	2.0	300	38	7.9
286	Kushtia RWH	Gangni	48,744	22,099	2.2	19,945	11,714	1.7	42	6	7.0	8,310	3,812	2.2	400	18	22.2
287	Kushtia RWH	Jiban Nagar	13,500	5,117	2.6	15,995	6,153	2.6	61	18	3.4	2,358	1,107	2.1	100	47	2.1
288	Kushtia RWH	Khoksa	33,900	14,298	2.4	27,115	7,745	3.5	25	2	12.5	715	313	2.3	100	18	5.6
289	Kushtia RWH	Kumarkhali	44,374	21,260	2.1	37,345	10,297	3.6	68	5	13.6	2,653	1,232	2.2	300	40	7.5
290	Kushtia RWH	Kushtia Sadar	86,900	42,206	2.1	36,200	21,061	1.7	151	26	5.8	8,854	4,057	2.2	370	73	5.1
291	Kushtia RWH	Meherpur Sadar	57,324	27,464	2.1	27,970	8,209	3.4	62	8	7.8	5,315	2,634	2.0	50	29	1.7
292	Kushtia RWH	Mirpur	48,900	24,458	2.0	68,655	13,814	5.0	39	4	9.8	3,850	1,847	2.1	300	28	10.7
293	Kushtia RWH	Mujib Nagar	17,968	7,102	2.5	7,720	2,257	3.4	37	8	4.6	2,129	933	2.3	100	10	10.0
294	Mymensingh RWH	Atpara	46,500	5,682	8.2	55,580	7,400	7.5	146	3	48.7	1,701	682	2.5	200	25	8.0
295	Mymensingh RWH	Austagram	75,300	7,515	10.0	41,710	5,335	7.8	120	19	6.3	2,400	769	3.1	200	20	10.0
296	Mymensingh RWH	Bajitpur	86,764	12,333	7.0	161,400	11,087	14.6	112	7	16.0	1,475	684	2.2	300	30	10.0
297	Mymensingh RWH	Barhatta	57,124	10,501	5.4	37,820	12,798	3.0	132	2	66.0	3,134	1,457	2.2	300	60	5.0
298	Mymensingh RWH	Bhairab	78,582	18,505	4.2	60,160	10,015	6.0	204	7	29.1	2,726	1,122	2.4	350	65	5.4
299	Mymensingh RWH	Bhaluka	66,300	34,253	1.9	186,720	23,781	7.9	150	53	2.8	4,635	1,600	2.9	300	48	6.3
300	Mymensingh RWH	Dharampasha	85,760	17,618	4.9	83,500	14,337	5.8	95	6	15.8	3,484	1,272	2.7	500	91	5.5

SL	Warehouse Name	Upazila Name	Condom			Shukhi			IUD			Injectables			Implant		
			CBL	AMD	MOS	CBL	AMD	MOS	CBL	AMD	MOS	CBL	AMD	MOS	CBL	AMD	MOS
301	Mymensingh RWH	Dhobaura	67,500	11,813	5.7	58,715	11,555	5.1	81	2	40.5	2,650	1,158	2.3	150	29	5.2
302	Mymensingh RWH	Durgapur	58,000	19,588	3.0	63,360	15,915	4.0	162	7	23.1	5,056	2,380	2.1	100	54	1.9
303	Mymensingh RWH	Fulbaria	76,200	20,620	3.7	146,440	31,053	4.7	183	36	5.1	3,120	1,315	2.4	0	42	0.0
304	Mymensingh RWH	Gaffargaon	145,380	28,170	5.2	173,300	22,202	7.8	57	28	2.0	5,115	2,010	2.5	200	73	2.7
305	Mymensingh RWH	Gauripur	184,284	10,515	17.5	331,360	18,745	17.7	119	16	7.4	3,441	1,605	2.1	200	45	4.4
306	Mymensingh RWH	Haluaghat	65,600	11,542	5.7	83,320	19,184	4.3	97	11	8.8	2,701	1,312	2.1	100	41	2.4
307	Mymensingh RWH	Hossainpur	63,790	5,813	11.0	125,230	8,153	15.4	139	12	11.6	1,991	736	2.7	200	41	4.9
308	Mymensingh RWH	Ishwarganj	50,976	17,771	2.9	80,300	40,795	2.0	60	6	10.0	4,019	2,040	2.0	150	43	3.5
309	Mymensingh RWH	Itna	30,848	5,371	5.7	23,180	7,230	3.2	130	3	43.3	736	156	4.7	100	40	2.5
310	Mymensingh RWH	Kalmakanda	40,740	22,407	1.8	47,175	19,834	2.4	105	8	13.1	2,656	1,205	2.2	290	36	8.1
311	Mymensingh RWH	Karimganj	59,772	9,892	6.0	243,840	12,932	18.9	176	8	22.0	2,095	709	3.0	150	77	1.9
312	Mymensingh RWH	Katiadi	37,116	14,807	2.5	84,958	12,365	6.9	100	26	3.8	2,942	1,272	2.3	200	55	3.6
313	Mymensingh RWH	Kendua	56,144	16,727	3.4	42,010	24,387	1.7	96	11	8.7	2,641	1,262	2.1	426	65	6.6
314	Mymensingh RWH	Khaliajuri	42,572	6,158	6.9	21,670	6,068	3.6	100	5	20.0	751	359	2.1	200	32	6.3
315	Mymensingh RWH	Kishoreganj Sadar	61,872	27,088	2.3	41,610	21,142	2.0	373	48	7.8	4,910	2,084	2.4	350	69	5.1
316	Mymensingh RWH	Kuliar Char	60,200	8,337	7.2	71,940	7,632	9.4	160	4	40.0	1,660	671	2.5	300	49	6.1
317	Mymensingh RWH	Madan	51,980	9,283	5.6	57,090	10,147	5.6	215	7	30.7	2,291	609	3.8	200	68	2.9
318	Mymensingh RWH	Mithamain	31,764	9,105	3.5	25,330	7,509	3.4	81	8	10.1	903	228	4.0	200	36	5.6
319	Mymensingh RWH	Mohanganj	43,350	6,825	6.4	27,740	10,406	2.7	145	9	16.1	2,129	1,017	2.1	150	56	2.7
320	Mymensingh RWH	Muktagachha	57,112	22,716	2.5	169,680	29,083	5.8	130	11	11.8	4,107	2,039	2.0	350	58	6.0
321	Mymensingh RWH	Mymensingh Sadar	162,812	46,400	3.5	153,150	38,944	3.9	63	70	0.9	10,106	3,413	3.0	230	136	1.7
322	Mymensingh RWH	Nandail	68,338	12,878	5.3	120,940	41,583	2.9	75	18	4.2	4,683	2,291	2.0	300	78	3.8
323	Mymensingh RWH	Netrakona Sadar	32,255	18,204	1.8	36,460	25,030	1.5	264	7	37.7	4,596	2,459	1.9	500	90	5.6
324	Mymensingh RWH	Nikli	37,045	5,130	7.2	30,980	5,117	6.1	161	15	10.7	1,460	516	2.8	150	53	2.8
325	Mymensingh RWH	Pakundia	57,120	8,833	6.5	43,460	8,851	4.9	104	15	6.9	2,440	643	3.8	200	56	3.6

SL	Warehouse Name	Upazila Name	Condom			Shukhi			IUD			Injectables			Implant		
			CBL	AMD	MOS	CBL	AMD	MOS	CBL	AMD	MOS	CBL	AMD	MOS	CBL	AMD	MOS
326	Mymensingh RWH	Phulpur	164,300	18,628	8.8	137,830	35,565	3.9	155	35	4.4	6,327	2,541	2.5	500	141	3.5
327	Mymensingh RWH	Purbadhala	49,949	11,784	4.2	193,926	19,577	9.9	117	3	39.0	4,520	1,976	2.3	300	75	4.0
328	Mymensingh RWH	Tarail	44,816	11,443	3.9	178,740	9,685	18.5	130	14	9.3	1,452	580	2.5	250	24	10.4
329	Mymensingh RWH	Trishal	62,972	28,895	2.2	179,780	36,090	5.0	96	24	4.0	4,926	1,618	3.0	0	65	0.0
330	Noakhali RWH	Begumganj	15,400	18,651	0.8	3,925	11,656	0.3	173	73	2.4	1,614	1,767	0.9	10	114	0.1
331	Noakhali RWH	Chatkhil	9,800	3,436	2.9	6,479	3,479	1.9	103	16	6.4	1,234	716	1.7	101	35	2.9
332	Noakhali RWH	Chhagalnaiya	10,400	6,069	1.7	6,680	5,057	1.3	50	17	2.9	2,452	830	3.0	120	34	3.5
333	Noakhali RWH	Companiganj	16,912	6,311	2.7	3,440	4,774	0.7	85	11	7.7	3,076	1,054	2.9	150	44	3.4
334	Noakhali RWH	Daganbhuiyan	25,600	11,677	2.2	2,960	5,494	0.5	68	13	5.2	3,568	922	3.9	100	30	3.3
335	Noakhali RWH	Feni Sadar	35,400	31,993	1.1	16,870	13,267	1.3	425	156	2.7	6,870	3,296	2.1	800	105	7.6
336	Noakhali RWH	Fulgazi	10,716	4,357	2.5	9,470	3,028	3.1	28	14	2.0	1,469	390	3.8	200	20	10.0
337	Noakhali RWH	Hatiya	70,536	19,302	3.7	13,424	18,035	0.7	469	65	7.2	6,558	3,035	2.2	800	157	5.1
338	Noakhali RWH	Kabirhat	17,010	6,745	2.5	12,580	5,368	2.3	110	15	7.3	3,105	1,201	2.6	5	57	0.1
339	Noakhali RWH	Kamalnagar	17,364	6,733	2.6	8,820	5,602	1.6	172	45	3.8	7,232	3,112	2.3	5	73	0.1
340	Noakhali RWH	Lakshmpur Sadar	25,300	14,213	1.8	6,130	11,992	0.5	125	31	4.0	10,526	6,062	1.7	600	68	8.8
341	Noakhali RWH	Noakhali Sadar	56,940	23,710	2.4	10,125	9,893	1.0	296	79	3.7	6,667	2,632	2.5	500	137	3.6
342	Noakhali RWH	Parshuram	8,863	2,839	3.1	5,555	2,799	2.0	21	16	1.3	701	330	2.1	200	37	5.4
343	Noakhali RWH	Ramganj	13,896	5,633	2.5	5,870	4,342	1.4	73	13	5.6	3,449	1,421	2.4	100	41	2.4
344	Noakhali RWH	Ramgati	25,171	3,744	6.7	8,040	5,125	1.6	129	18	7.2	7,062	3,044	2.3	300	69	4.3
345	Noakhali RWH	Roypur	10,268	3,350	3.1	12,445	6,380	2.0	147	36	4.1	3,944	1,224	3.2	100	37	2.7
346	Noakhali RWH	Senbagh	18,100	7,892	2.3	8,325	6,294	1.3	156	15	10.4	3,329	1,338	2.5	200	67	3.0
347	Noakhali RWH	Sonagazi	20,377	9,662	2.1	4,580	6,380	0.7	92	23	4.0	4,739	1,916	2.5	100	48	2.1
348	Noakhali RWH	Sonaimuri	15,600	7,703	2.0	3,215	5,556	0.6	7	15	0.5	3,108	1,703	1.8	20	77	0.3
349	Noakhali RWH	Subarnachar	27,800	10,779	2.6	7,805	7,522	1.0	75	13	5.8	4,133	1,228	3.4	150	106	1.4
350	Pabna RWH	Atgharia	44,700	10,974	4.1	23,010	8,700	2.6	130	5	26.0	3,463	479	7.2	50	28	1.8

SL	Warehouse Name	Upazila Name	Condom			Shukhi			IUD			Injectables			Implant		
			CBL	AMD	MOS	CBL	AMD	MOS	CBL	AMD	MOS	CBL	AMD	MOS	CBL	AMD	MOS
351	Pabna RWH	Belkuchi	128,984	40,214	3.2	18,030	15,487	1.2	182	7	26.0	5,762	1,736	3.3	150	27	5.6
352	Pabna RWH	Bera	177,700	9,621	18.5	113,805	10,262	11.1	304	57	5.3	5,149	1,254	4.1	50	26	1.9
353	Pabna RWH	Bhangura	128,748	6,187	20.8	19,350	4,152	4.7	64	7	9.1	778	152	5.1	60	22	2.7
354	Pabna RWH	Chatmohar	165,936	29,695	5.6	16,320	24,974	0.7	155	23	6.7	4,700	1,538	3.1	100	45	2.2
355	Pabna RWH	Faridpur	133,200	7,622	17.5	17,190	6,211	2.8	113	11	10.3	5,281	942	5.6	100	25	4.0
356	Pabna RWH	Ishwardi	113,628	31,879	3.6	17,180	18,974	0.9	178	18	9.9	5,648	1,309	4.3	200	75	2.7
357	Pabna RWH	Kamarkhanda	98,998	10,920	9.1	19,920	7,958	2.5	137	17	8.1	2,934	897	3.3	200	30	6.7
358	Pabna RWH	Kazipur	118,900	24,268	4.9	35,274	11,214	3.1	234	93	2.5	11,057	2,138	5.2	350	80	4.4
359	Pabna RWH	Pabna Sadar	77,488	64,046	1.2	18,300	28,672	0.6	298	79	3.8	9,063	5,348	1.7	200	77	2.6
360	Pabna RWH	Royganj	85,900	21,217	4.0	38,160	19,280	2.0	161	24	6.7	5,664	1,598	3.5	150	11	13.6
361	Pabna RWH	Santhia	161,400	25,918	6.2	33,135	15,642	2.1	112	25	4.5	6,600	3,622	1.8	50	52	1.0
362	Pabna RWH	Shahjadpur	131,684	29,717	4.4	43,725	19,719	2.2	170	89	1.9	8,945	3,768	2.4	200	119	1.7
363	Pabna RWH	Sirajganj Sadar	82,196	35,785	2.3	500	19,109	0.0	309	47	6.6	9,966	2,956	3.4	100	42	2.4
364	Pabna RWH	Sujanagar	223,236	12,991	17.2	39,165	11,504	3.4	130	9	14.4	7,008	1,673	4.2	250	38	6.6
365	Pabna RWH	Tarash	118,500	16,002	7.4	23,280	14,774	1.6	110	34	3.2	5,318	1,287	4.1	100	18	5.6
366	Pabna RWH	Ullah Para	232,270	49,649	4.7	55,010	28,870	1.9	457	115	4.0	12,422	5,185	2.4	200	27	7.4
367	Patuakhali RWH	Amtali	26,504	14,458	1.8	39,595	19,879	2.0	111	11	10.1	3,937	2,132	1.8	100	123	0.8
368	Patuakhali RWH	Bamna	11,200	4,244	2.6	11,710	4,492	2.6	50	9	5.6	479	213	2.2	150	54	2.8
369	Patuakhali RWH	Barguna Sadar	19,900	9,090	2.2	26,915	12,685	2.1	170	38	4.5	6,100	3,339	1.8	300	106	2.8
370	Patuakhali RWH	Bauphal	17,856	8,029	2.2	41,595	14,033	3.0	220	55	4.0	4,482	1,930	2.3	200	109	1.8
371	Patuakhali RWH	Betagi	13,500	5,810	2.3	17,220	5,359	3.2	35	7	5.0	1,345	602	2.2	100	35	2.9
372	Patuakhali RWH	Dashmina	8,098	3,541	2.3	17,820	6,346	2.8	56	7	8.0	1,933	859	2.3	650	67	9.7
373	Patuakhali RWH	Dumki	6,648	3,662	1.8	8,110	3,072	2.6	60	8	7.5	809	373	2.2	150	25	6.0
374	Patuakhali RWH	Galachipa	30,620	13,077	2.3	50,300	22,339	2.3	123	25	4.9	8,097	4,045	2.0	450	101	4.5
375	Patuakhali RWH	Kalapara	28,508	12,492	2.3	30,210	16,519	1.8	87	16	5.4	6,751	3,042	2.2	370	36	10.3

SL	Warehouse Name	Upazila Name	Condom			Shukhi			IUD			Injectables			Implant		
			CBL	AMD	MOS	CBL	AMD	MOS	CBL	AMD	MOS	CBL	AMD	MOS	CBL	AMD	MOS
376	Patuakhali RWH	Mirzaganj	11,588	5,764	2.0	19,930	6,262	3.2	100	3	33.3	1,214	577	2.1	150	21	7.1
377	Patuakhali RWH	Patharghata	14,568	6,833	2.1	20,346	9,055	2.2	96	14	6.9	2,377	1,287	1.8	300	69	4.3
378	Patuakhali RWH	Patuakhali Sadar	30,927	16,724	1.8	30,368	15,291	2.0	262	72	3.6	7,456	3,310	2.3	150	130	1.2
379	Rajshahi RWH	Bagatipara	70,512	16,981	4.2	39,150	6,150	6.4	46	3	15.3	669	324	2.1	100	43	2.3
380	Rajshahi RWH	Bagha	74,400	27,049	2.8	41,835	9,493	4.4	43	4	10.8	3,013	1,527	2.0	50	29	1.7
381	Rajshahi RWH	Baghmara	186,400	37,522	5.0	119,810	25,196	4.8	102	24	4.3	4,203	2,066	2.0	100	30	3.3
382	Rajshahi RWH	Baraigram	81,000	15,754	5.1	60,780	10,174	6.0	86	19	4.5	2,800	1,281	2.2	40	62	0.6
383	Rajshahi RWH	Bholahat	22,608	6,812	3.3	18,675	4,769	3.9	40	2	20.0	960	503	1.9	100	21	4.8
384	Rajshahi RWH	Boalia	144,000	46,646	3.1	19,680	5,459	3.6	83	20	4.2	3,700	1,966	1.9	250	105	2.4
385	Rajshahi RWH	Chapai Nababganj Sadar	86,700	42,568	2.0	56,360	13,150	4.3	185	43	4.3	4,183	2,584	1.6	50	16	3.1
386	Rajshahi RWH	Charghat	100,200	22,251	4.5	36,480	10,258	3.6	100	8	12.5	1,143	638	1.8	50	64	0.8
387	Rajshahi RWH	Durgapur	64,944	19,805	3.3	27,960	7,624	3.7	55	2	27.5	782	310	2.5	50	26	1.9
388	Rajshahi RWH	Godagari	156,900	31,467	5.0	82,980	11,440	7.3	107	6	17.8	4,450	2,022	2.2	150	39	3.8
389	Rajshahi RWH	Gomastapur	56,700	25,998	2.2	33,012	11,542	2.9	148	12	12.3	1,157	530	2.2	300	24	12.5
390	Rajshahi RWH	Gurudaspur	120,720	21,456	5.6	40,170	10,688	3.8	71	5	14.2	1,418	684	2.1	400	83	4.8
391	Rajshahi RWH	Lalpur	107,653	21,934	4.9	97,780	15,401	6.3	49	8	6.1	3,125	1,484	2.1	15	50	0.3
392	Rajshahi RWH	Mohanpur	48,072	13,606	3.5	19,545	7,008	2.8	112	3	37.3	1,808	957	1.9	150	27	5.6
393	Rajshahi RWH	Nachole	29,400	11,335	2.6	10,245	4,557	2.2	35	3	11.7	1,525	704	2.2	50	10	5.0
394	Rajshahi RWH	Natore Sadar	97,848	33,011	3.0	53,450	14,064	3.8	132	19	6.9	2,092	959	2.2	50	109	0.5
395	Rajshahi RWH	Paba	172,800	48,044	3.6	58,970	9,310	6.3	20	3	6.7	7,480	3,024	2.5	150	33	4.5
396	Rajshahi RWH	Puthia	80,933	25,954	3.1	25,165	13,443	1.9	37	6	6.2	1,974	963	2.0	50	19	2.6
397	Rajshahi RWH	Shibganj	115,200	47,480	2.4	41,280	21,520	1.9	60	8	7.5	3,500	1,841	1.9	100	46	2.2
398	Rajshahi RWH	Singra	150,430	21,598	7.0	76,640	15,453	5.0	54	10	5.4	2,336	1,090	2.1	100	131	0.8
399	Rajshahi RWH	Tanore	85,500	22,654	3.8	48,000	13,247	3.6	77	3	25.7	1,733	912	1.9	450	33	13.6
400	Rangamati RWH	Baghaichhari	16,266	9,849	1.7	4,679	6,085	0.8	72	4	18.0	805	337	2.4	220	20	11.0

SL	Warehouse Name	Upazila Name	Condom			Shukhi			IUD			Injectables			Implant		
			CBL	AMD	MOS	CBL	AMD	MOS	CBL	AMD	MOS	CBL	AMD	MOS	CBL	AMD	MOS
401	Rangamati RWH	Barkal	25,300	3,866	6.5	24,485	3,437	7.1	50	3	16.7	2,237	394	5.7	100	13	7.7
402	Rangamati RWH	Belai Chhari	11,169	1,523	7.3	7,573	1,502	5.0	29	3	9.7	1,275	116	11.0	170	30	5.7
403	Rangamati RWH	Jurai Chhari	12,876	1,875	6.9	7,720	2,053	3.8	44	4	11.0	516	162	3.2	100	18	5.6
404	Rangamati RWH	Kaptai	17,100	4,491	3.8	6,970	1,968	3.5	61	2	30.5	2,055	326	6.3	50	18	2.8
405	Rangamati RWH	Kawkhali (betbunia)	9,632	2,398	4.0	10,570	2,241	4.7	43	6	7.2	837	401	2.1	100	34	2.9
406	Rangamati RWH	Langadu	19,410	5,119	3.8	13,983	3,530	4.0	108	10	10.8	1,543	366	4.2	110	21	5.2
407	Rangamati RWH	Naniarchar	16,308	4,319	3.8	9,165	4,002	2.3	25	5	5.0	446	274	1.6	45	12	3.8
408	Rangamati RWH	Rajasthali	8,012	925	8.7	8,200	1,218	6.7	59	3	19.7	234	70	3.3	75	12	6.3
409	Rangamati RWH	Rangamati Sadar	26,680	7,518	3.5	19,756	6,775	2.9	129	46	2.8	2,033	632	3.2	250	29	8.6
410	Rangpur RWH	Aditmari	212,500	12,171	17.5	434,900	14,141	30.8	198	87	2.3	6,635	3,104	2.1	100	62	1.6
411	Rangpur RWH	Badarganj	95,760	12,813	7.5	189,520	21,881	8.7	105	31	3.4	4,900	2,130	2.3	50	61	0.8
412	Rangpur RWH	Bhurungamari	113,805	13,422	8.5	601,217	13,890	43.3	121	30	4.0	5,885	2,946	2.0	250	39	6.4
413	Rangpur RWH	Chilmari	129,932	12,990	10.0	426,970	8,665	49.3	59	12	4.9	2,154	1,011	2.1	50	50	1.0
414	Rangpur RWH	Dimla	209,784	6,813	30.8	320,870	18,777	17.1	101	37	2.7	4,248	1,855	2.3	400	70	5.7
415	Rangpur RWH	Domar	127,788	6,850	18.7	330,692	13,299	24.9	63	9	7.0	4,147	2,056	2.0	305	72	4.2
416	Rangpur RWH	Fulchhari	19,988	6,513	3.1	64,620	6,390	10.1	63	19	3.3	3,509	1,752	2.0	50	53	0.9
417	Rangpur RWH	Gaibandha Sadar	38,786	16,812	2.3	46,710	24,201	1.9	59	14	4.2	7,846	3,882	2.0	310	165	1.9
418	Rangpur RWH	Gangachara	88,329	12,453	7.1	174,290	20,880	8.3	112	35	3.2	8,294	4,389	1.9	0	68	0.0
419	Rangpur RWH	Gobindaganj	476,113	12,603	37.8	97,535	22,065	4.4	47	5	9.4	4,440	1,878	2.4	100	55	1.8
420	Rangpur RWH	Hatibandha	193,552	8,403	23.0	277,330	9,656	28.7	87	29	3.0	4,645	2,035	2.3	100	68	1.5
421	Rangpur RWH	Jaldhaka	130,272	13,350	9.8	256,080	23,675	10.8	81	19	4.3	6,908	3,753	1.8	100	67	1.5
422	Rangpur RWH	Kaliganj	244,880	5,738	42.7	259,230	10,843	23.9	104	51	2.0	3,467	1,475	2.4	100	48	2.1
423	Rangpur RWH	Kaunia	71,400	10,301	6.9	730,540	8,790	83.1	61	15	4.1	5,530	2,417	2.3	300	56	5.4
424	Rangpur RWH	Kishoreganj	247,900	5,296	46.8	337,020	15,127	22.3	84	27	3.1	3,100	1,532	2.0	150	64	2.3
425	Rangpur RWH	Kurigram Sadar	27,380	11,550	2.4	44,215	9,262	4.8	87	29	3.0	5,420	2,521	2.1	100	25	4.0



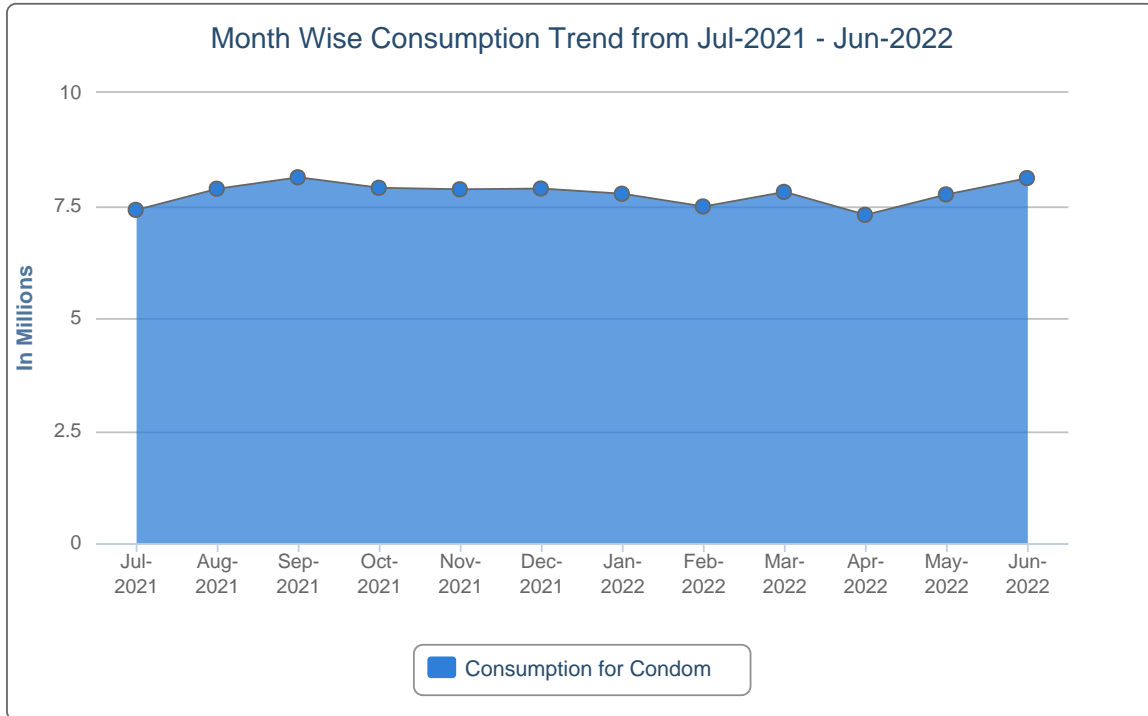
SL	Warehouse Name	Upazila Name	Condom			Shukhi			IUD			Injectables			Implant		
			CBL	AMD	MOS	CBL	AMD	MOS	CBL	AMD	MOS	CBL	AMD	MOS	CBL	AMD	MOS
426	Rangpur RWH	Lalmonirhat Sadar	19,628	9,059	2.2	45,600	14,041	3.2	48	17	2.8	6,990	3,211	2.2	0	76	0.0
427	Rangpur RWH	Mitha Pukur	88,500	15,194	5.8	528,540	22,202	23.8	33	2	16.5	4,960	2,383	2.1	0	41	0.0
428	Rangpur RWH	Nageshwari	92,700	13,971	6.6	443,520	28,576	15.5	54	23	2.3	8,941	4,367	2.0	10	70	0.1
429	Rangpur RWH	Nilphamari Sadar	17,040	10,253	1.7	55,150	26,309	2.1	146	61	2.4	7,010	3,109	2.3	50	71	0.7
430	Rangpur RWH	Palashbari	21,679	8,257	2.6	23,700	14,490	1.6	36	5	7.2	4,685	2,076	2.3	100	42	2.4
431	Rangpur RWH	Patgram	186,720	5,662	33.0	196,320	10,344	19.0	107	15	7.1	3,312	2,053	1.6	0	46	0.0
432	Rangpur RWH	Phulbari	241,100	5,714	42.2	169,650	11,912	14.2	167	74	2.3	5,174	2,735	1.9	400	33	12.1
433	Rangpur RWH	Pirgachha	23,100	9,505	2.4	90,540	12,277	7.4	145	35	4.1	6,050	2,329	2.6	200	69	2.9
434	Rangpur RWH	Pirganj	178,948	18,864	9.5	141,620	27,498	5.2	90	38	2.4	5,000	2,238	2.2	100	55	1.8
435	Rangpur RWH	Rajarhat	27,108	6,949	3.9	26,755	14,835	1.8	107	41	2.6	4,898	2,546	1.9	50	39	1.3
436	Rangpur RWH	Rangpur Sadar	52,500	25,795	2.0	37,920	22,832	1.7	134	40	3.4	6,844	3,092	2.2	0	178	0.0
437	Rangpur RWH	Sadullapur	32,028	11,749	2.7	127,600	17,969	7.1	118	35	3.4	5,684	2,869	2.0	200	60	3.3
438	Rangpur RWH	Saghata	28,500	12,897	2.2	42,770	18,667	2.3	51	8	6.4	3,894	1,557	2.5	300	55	5.5
439	Rangpur RWH	Saidpur	24,902	11,084	2.2	47,663	8,709	5.5	25	6	4.2	2,443	1,184	2.1	0	36	0.0
440	Rangpur RWH	Sundarganj	55,156	24,729	2.2	324,480	33,085	9.8	185	68	2.7	14,668	7,312	2.0	600	176	3.4
441	Rangpur RWH	Taraganj	221,832	8,499	26.1	526,255	8,186	64.3	21	6	3.5	2,147	1,217	1.8	200	239	0.8
442	Rangpur RWH	Ulipur	44,084	18,530	2.4	157,450	27,970	5.6	59	10	5.9	6,491	3,328	2.0	100	43	2.3
443	Sylhet RWH	Ajmiriganj	39,140	7,234	5.4	14,890	7,361	2.0	255	3	85.0	1,966	554	3.5	300	43	7.0
444	Sylhet RWH	Bahubal	35,812	6,184	5.8	18,495	5,252	3.5	192	6	32.0	1,500	442	3.4	100	26	3.8
445	Sylhet RWH	Balaganj	112,300	19,580	5.7	37,240	6,273	5.9	182	4	45.5	4,159	1,346	3.1	108	28	3.9
446	Sylhet RWH	Baniachong	75,230	8,282	9.1	13,395	11,308	1.2	140	13	10.8	1,642	622	2.6	150	46	3.3
447	Sylhet RWH	Barlekha	82,300	8,310	9.9	15,530	5,777	2.7	135	4	33.8	2,254	573	3.9	200	39	5.1
448	Sylhet RWH	Beani Bazar	62,462	12,326	5.1	17,845	4,003	4.5	178	5	35.6	1,663	536	3.1	105	67	1.6
449	Sylhet RWH	Bishwambarpur	48,800	7,747	6.3	9,460	7,321	1.3	90	8	11.3	1,428	983	1.5	61	30	2.0
450	Sylhet RWH	Bishwanath	62,200	9,841	6.3	16,680	4,141	4.0	191	8	23.9	2,311	504	4.6	420	35	12.0

SL	Warehouse Name	Upazila Name	Condom			Shukhi			IUD			Injectables			Implant		
			CBL	AMD	MOS	CBL	AMD	MOS	CBL	AMD	MOS	CBL	AMD	MOS	CBL	AMD	MOS
451	Sylhet RWH	Chhatak	119,400	12,658	9.4	1,700	8,764	0.2	51	28	1.8	1,501	571	2.6	0	58	0.0
452	Sylhet RWH	Chunarughat	74,145	8,921	8.3	12,987	11,203	1.2	140	3	46.7	2,308	1,039	2.2	50	32	1.6
453	Sylhet RWH	Companiganj	55,600	12,705	4.4	11,115	6,697	1.7	290	4	72.5	2,410	1,199	2.0	100	48	2.1
454	Sylhet RWH	Dakshin Sunamganj	66,200	9,020	7.3	16,280	5,926	2.7	250	7	35.7	1,008	666	1.5	150	54	2.8
455	Sylhet RWH	Dakshin Surma	100,000	37,170	2.7	17,145	7,556	2.3	261	5	52.2	2,904	1,043	2.8	200	24	8.3
456	Sylhet RWH	Derai	95,372	23,738	4.0	16,740	7,369	2.3	187	13	14.4	2,386	717	3.3	277	59	4.7
457	Sylhet RWH	Dowarabazar	94,864	9,485	10.0	5,093	9,690	0.5	270	3	90.0	1,761	745	2.4	101	70	1.4
458	Sylhet RWH	Fenchuganj	66,700	4,034	16.5	8,580	1,463	5.9	240	4	60.0	1,044	232	4.5	50	13	3.8
459	Sylhet RWH	Golapganj	41,318	17,211	2.4	26,010	4,812	5.4	261	7	37.3	2,544	568	4.5	100	39	2.6
460	Sylhet RWH	Gowainghat	58,800	17,027	3.5	14,550	10,265	1.4	194	8	24.3	5,887	3,086	1.9	105	57	1.8
461	Sylhet RWH	Habiganj Sadar	103,216	19,413	5.3	18,850	14,326	1.3	66	68	1.0	4,477	1,748	2.6	5	45	0.1
462	Sylhet RWH	Jagannathpur	82,472	11,866	7.0	25,730	6,534	3.9	213	5	42.6	1,316	388	3.4	357	81	4.4
463	Sylhet RWH	Jaintiapur	51,000	12,297	4.1	14,400	6,524	2.2	99	15	6.6	3,250	2,377	1.4	150	29	5.2
464	Sylhet RWH	Jamalganj	73,100	12,539	5.8	7,580	9,846	0.8	219	4	54.8	1,031	1,150	0.9	150	29	5.2
465	Sylhet RWH	Juri	74,700	6,620	11.3	15,250	4,510	3.4	179	12	14.9	1,650	365	4.5	20	65	0.3
466	Sylhet RWH	Kamalganj	107,900	11,323	9.5	14,660	7,694	1.9	80	21	3.8	2,470	842	2.9	200	74	2.7
467	Sylhet RWH	Kanaighat	42,648	26,097	1.6	17,845	11,333	1.6	235	5	47.0	6,165	2,812	2.2	100	27	3.7
468	Sylhet RWH	Kulaura	103,300	8,876	11.6	16,240	7,525	2.2	201	5	40.2	5,158	1,996	2.6	150	17	8.8
469	Sylhet RWH	Lakhai	56,191	5,806	9.7	6,485	5,544	1.2	168	7	24.0	1,255	436	2.9	145	78	1.9
470	Sylhet RWH	Madhabpur	111,200	9,317	11.9	15,278	12,038	1.3	194	3	64.7	1,498	773	1.9	105	47	2.2
471	Sylhet RWH	Maulvibazar Sadar	79,104	10,785	7.3	16,570	8,739	1.9	67	56	1.2	2,741	888	3.1	150	43	3.5
472	Sylhet RWH	Nabiganj	42,000	6,884	6.1	11,720	9,467	1.2	208	18	11.6	1,710	430	4.0	110	56	2.0
473	Sylhet RWH	Rajnagar	105,000	11,327	9.3	14,565	8,828	1.6	254	3	84.7	2,999	1,040	2.9	100	28	3.6
474	Sylhet RWH	Sreemangal	88,200	14,260	6.2	12,685	12,387	1.0	157	36	4.4	2,920	1,259	2.3	50	120	0.4
475	Sylhet RWH	Sulla	54,420	9,846	5.5	3,480	4,308	0.8	120	2	60.0	560	402	1.4	350	28	12.5

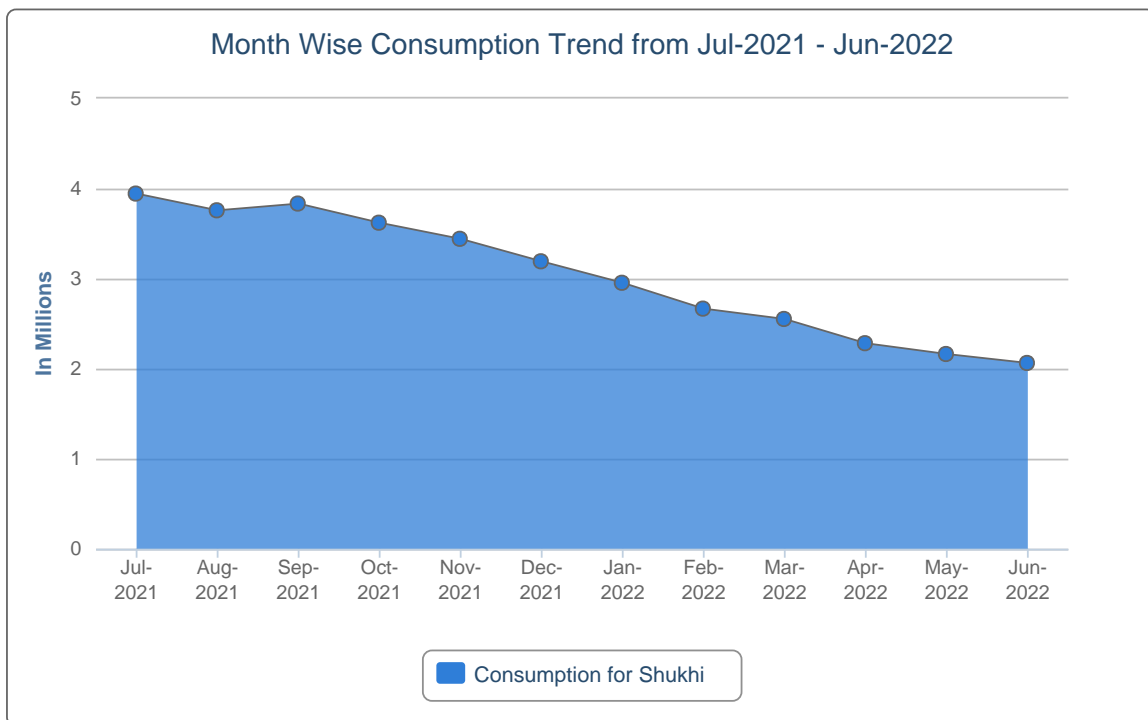
SL	Warehouse Name	Upazila Name	Condom			Shukhi			IUD			Injectables			Implant		
			CBL	AMD	MOS	CBL	AMD	MOS	CBL	AMD	MOS	CBL	AMD	MOS	CBL	AMD	MOS
476	Sylhet RWH	Sunamganj Sadar	106,228	9,117	11.7	21,220	6,477	3.3	89	26	3.4	1,897	997	1.9	150	52	2.9
477	Sylhet RWH	Sylhet Sadar	162,820	76,615	2.1	57,365	32,353	1.8	568	79	7.2	14,948	10,865	1.4	497	166	3.0
478	Sylhet RWH	Tahirpur	84,888	13,392	6.3	260	9,823	0.0	127	6	21.2	1,356	697	1.9	300	62	4.8
479	Sylhet RWH	Zakiganj	47,276	20,815	2.3	24,287	7,421	3.3	180	4	45.0	3,430	1,131	3.0	110	73	1.5
480	Tangail RWH	Basail	94,772	6,000	15.8	53,830	5,643	9.5	268	14	19.1	1,352	650	2.1	0	52	0.0
481	Tangail RWH	Bhuapur	58,900	20,404	2.9	15,554	10,971	1.4	148	10	14.8	3,102	1,435	2.2	0	56	0.0
482	Tangail RWH	Chauhali	48,048	13,632	3.5	19,020	6,794	2.8	321	8	40.1	3,677	1,258	2.9	351	38	9.2
483	Tangail RWH	Delduar	82,200	8,580	9.6	80,340	7,510	10.7	100	15	6.7	1,360	697	2.0	100	37	2.7
484	Tangail RWH	Ghatail	99,600	26,930	3.7	44,160	23,783	1.9	460	10	46.0	6,100	2,762	2.2	500	72	6.9
485	Tangail RWH	Gopalpur	83,904	13,254	6.3	89,835	9,350	9.6	214	8	26.8	3,314	1,126	2.9	300	57	5.3
486	Tangail RWH	Kalihati	168,500	21,125	8.0	7,400	22,374	0.3	258	33	7.8	10,402	3,760	2.8	200	45	4.4
487	Tangail RWH	Madhupur	180,900	16,575	10.9	29,180	19,310	1.5	282	19	14.8	9,362	2,159	4.3	600	49	12.2
488	Tangail RWH	Mirzapur	51,864	23,330	2.2	292,310	18,911	15.5	590	21	28.1	3,697	970	3.8	400	53	7.5
489	Tangail RWH	Nagarpur	65,748	23,226	2.8	20,340	20,281	1.0	214	22	9.7	6,667	1,016	6.6	200	112	1.8
490	Tangail RWH	Sakhipur	77,700	21,324	3.6	54,650	22,666	2.4	200	12	16.7	2,701	944	2.9	400	25	16.0
491	Tangail RWH	Tangail Sadar	102,300	51,932	2.0	48,110	21,385	2.2	322	33	9.8	7,314	3,368	2.2	50	110	0.5

## 7. Month-wise Consumption Trend

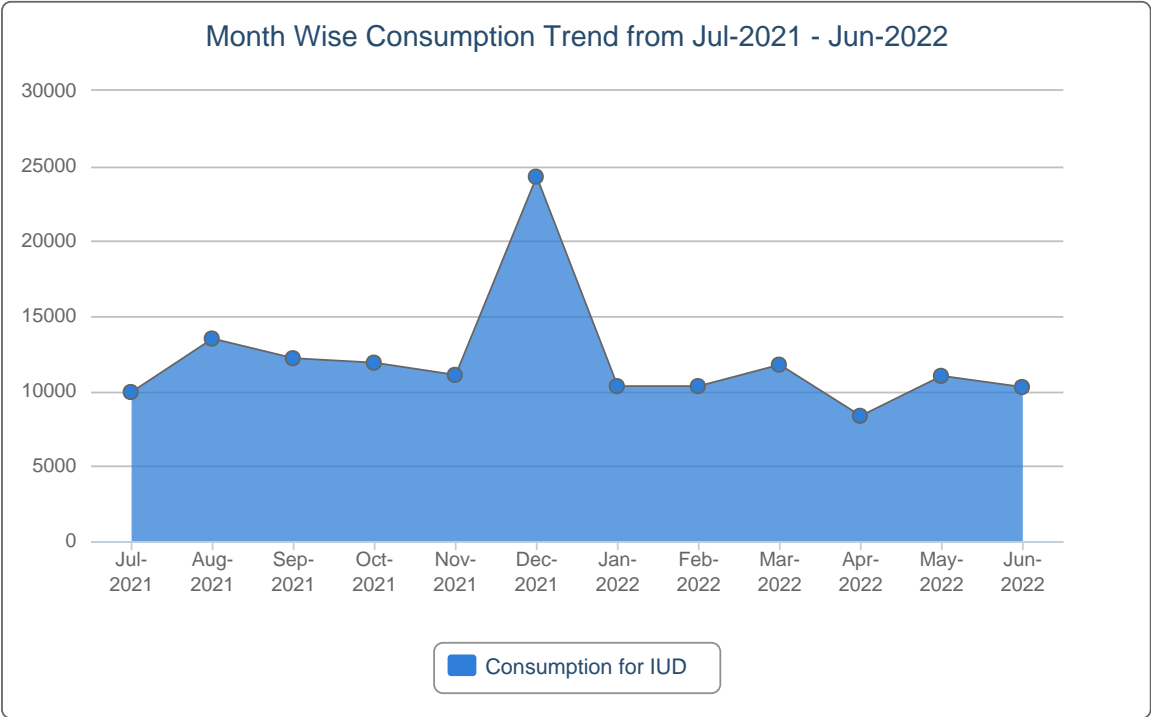
7(a).



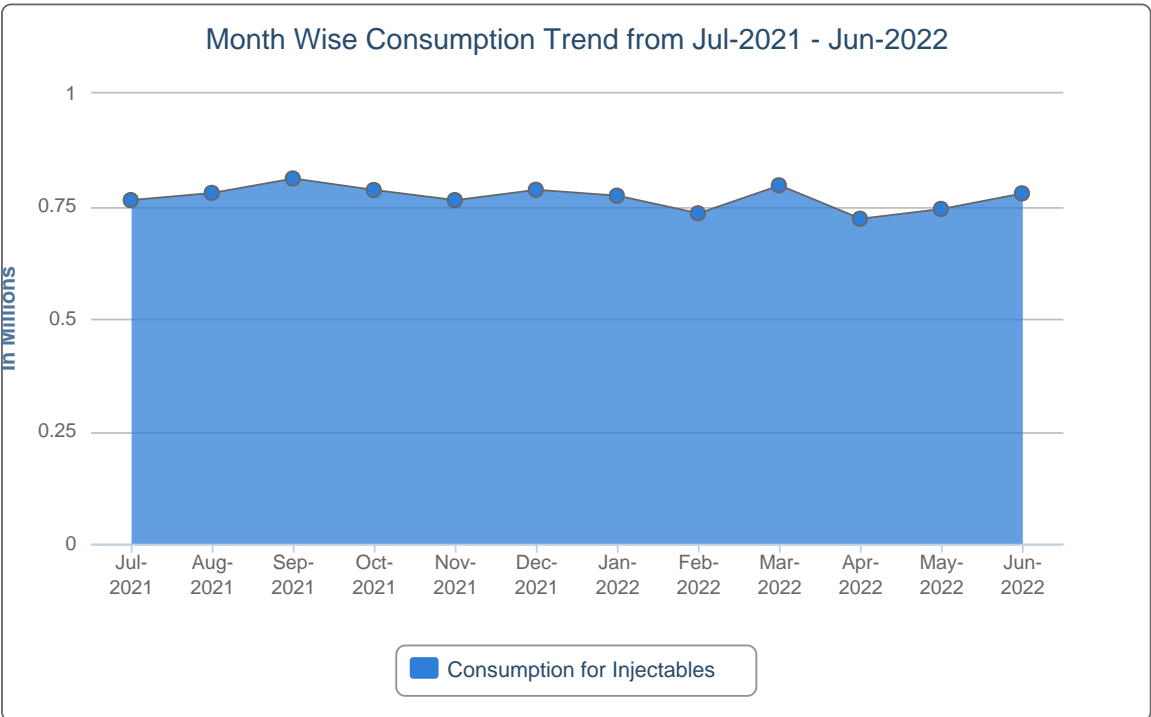
7(b).



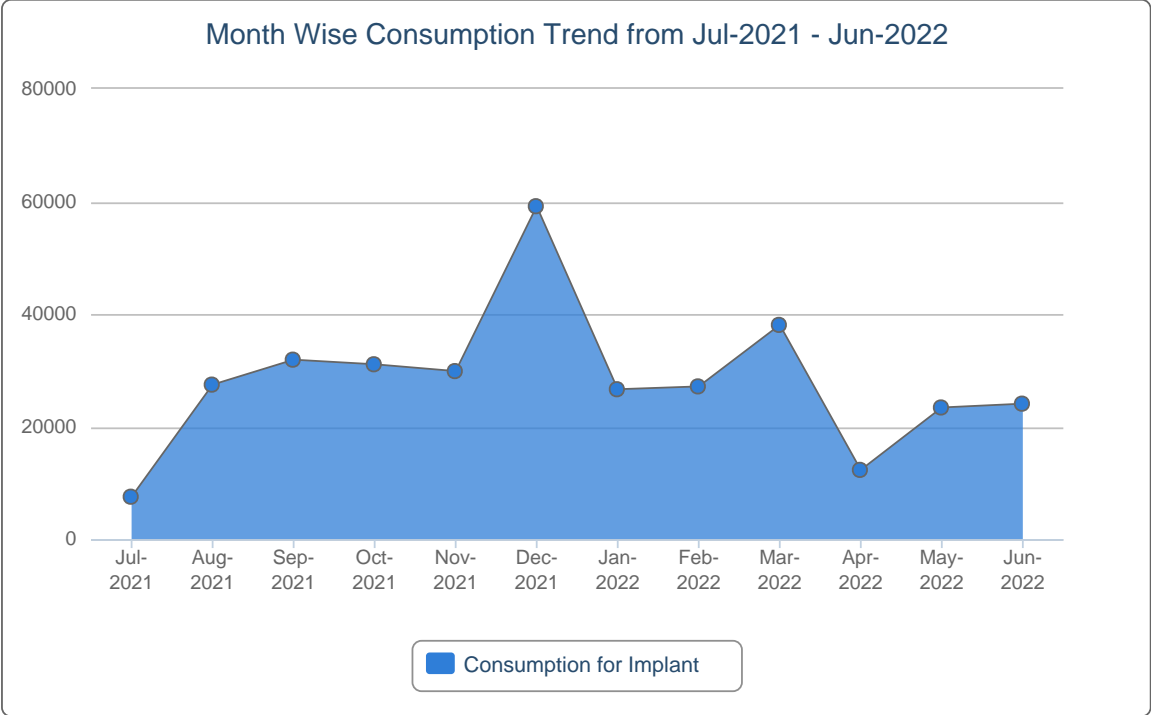
7(c).



7(d).



7(e).



## 8. Report on Upazila and Warehouse Having Stock Out in reported month

SL	Products Name	No of Stockout WH	% of Stockout WH	No of Stockout Upazila Store	% of Stockout Upazila Store	No of Stockout Upazila Field	% of Stockout Upazila Field
1	Condom	0	0%	0	0%	0	0%
2	Oral Pill (Total)	0	0%	0	0%	0	0%
3	IUD	0	0%	0	0%	0	0%
4	Injectables	0	0%	0	0%	0	0%
5	Implant (Total)	0	0%	-	-	0	0%

### List of Stock Out Warehouses

SL	Commodity	Warehouse	Phone
<i>No StockOut in Warehouse</i>			

### List of StockOut Upazilas

SL	Commodity	Warehouse	District	Upazila	Phone
<i>No Stockout in Upazila</i>					

“ছেলে হোক, মেয়ে হোক,  
দু’টি সন্তানই যথেষ্ট”

**Management Information System (MIS)**  
**Directorate General of Family Planning (DGFP)**  
6, Kawran Bazar, Dhaka- 1215  
Email: dirmis@dgfp.gov.bd, dirls@dgfp.gov.bd  
www.dgfp.gov.bd, www.scmpbd.org

*If you need more information, please visit at <https://www.scmpbd.org>*