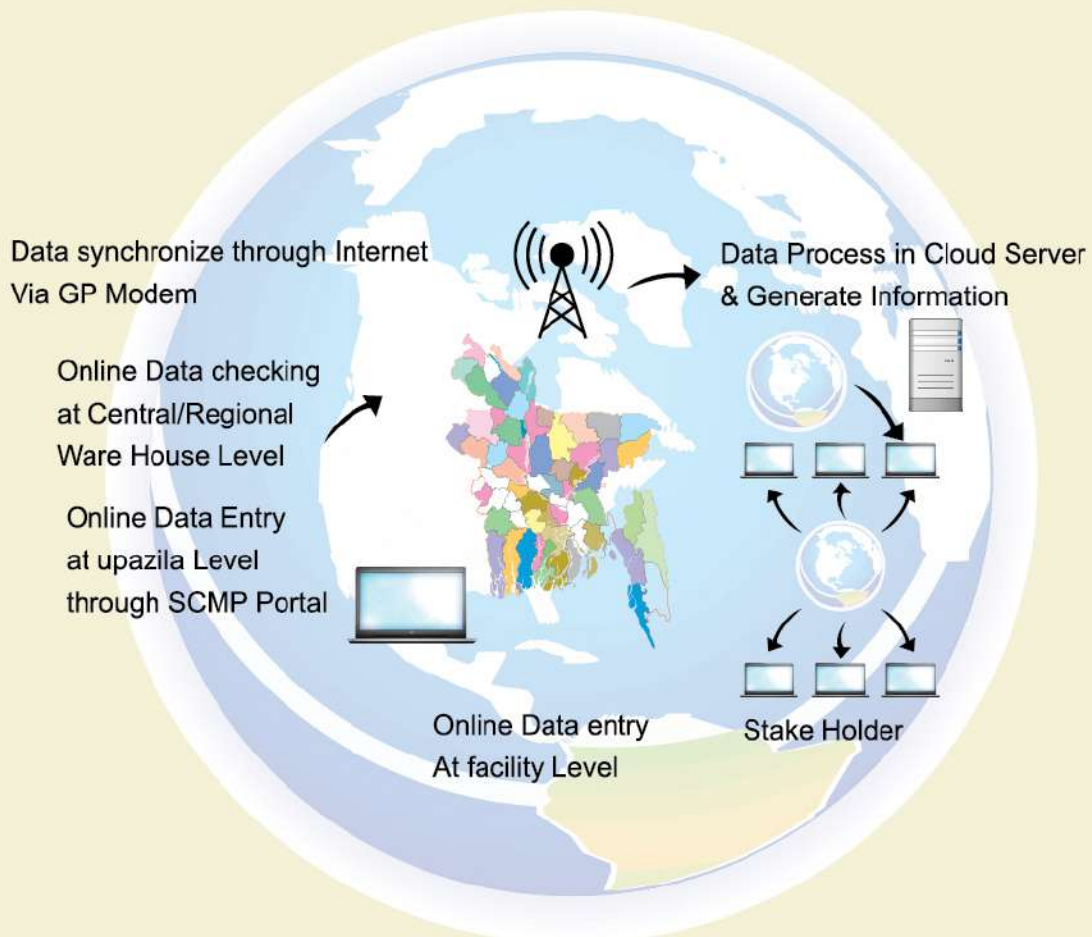




FAMILY PLANNING MONTHLY LOGISTICS REPORT

July 2022

Logistics Management Information System (LMIS) Data Flow System



Management Information System (MIS)
Directorate General of Family Planning (DGFP)

Government of the People's Republic of Bangladesh
Medical Education and Family Welfare Division
Directorate General of Family Planning
Management Information System (MIS)
6, Kawran Bazar, Dhaka- 1215
www.dgfp.gov.bd


Memo No. 59.11.00000.402.16.002.19.264

Date: 06 September, 2022.

Sub: Family Planning Monthly Logistics Report for the Month of July, 2022.

Family Planning Monthly Logistics Report for the Month of July, 2022 is sent herewith for your kind information & necessary action. This report is prepared on the basis of Form-7 submitted by Warehouses and Form-7B submitted by Upazila Family Planning Offices by using WIMS & UIMS operating tools. It provides useful information on monthly distribution and stock balance of all the major contraceptives of Warehouse/Upazila Stores. For more information you can visit at www.scmpbd.org web site.

Comments and suggestions for improvement of this report will be highly appreciated.


(Md. Shahadat Hossain) 06.09.2022
Director & Line Director (MIS)
Phone: 55012352
Mail: dirmis@dgfp.gov.bd

Memo No. 59.11.00000.402.16.002.19.264.1(204)

Date: 06 September, 2022.

Copy of the report forwarded to (Not according to seniority):

1. Secretary, Medical Education & Family Welfare Division, Ministry of Health & Family Welfare, Bangladesh Secretariat, Dhaka.
2. Additional Secretary (Admin), Medical Education & Family Welfare Division, Ministry of Health & Family Welfare, Bangladesh Secretariat, Dhaka.
3. Director (Administration), Directorate General of Family Planning, 6 Kawran Bazar, Dhaka 1215.
4. Director & Line Director (MIS), Directorate General of Family Planning, 6 Kawran Bazar, Dhaka.
5. Joint Secretary (Development), Medical Education & Family Welfare Division, Ministry of Health & Family Welfare, Bangladesh Secretariat, Dhaka.
6. Director Finance & Line Director (Family Planning Field Service Delivery), Directorate General of Family Planning, 6 Kawran Bazar, Dhaka 1215.
7. Director (Logistics & Supply) and Line Director (Procurement, Storage & Supply Management), Directorate General of Family Planning, 6 Kawran Bazar, Dhaka 1215.
8. Director (IEM) & Line Director (Information, Education and Communication), Directorate General of Family Planning, 6 Kawran Bazar, Dhaka 1215.
9. Director (Planning) & Line Director (Planning Monitoring and Evaluation), Directorate General of Family Planning, 6 Kawran Bazar, Dhaka 1215.











10. Director (MCH-Services) & Line Director (MCRAH), Directorate General of Family Planning, 6 Kawran Bazar, Dhaka 1215.
11. Line Director (CCSDP), Directorate General of Family Planning, 6 Kawran Bazar, Dhaka 1215.
12. Director (Audit), Directorate General of Family Planning, 6 Kawran Bazar, Dhaka 1215.
13. Divisional Director, Family Planning, Dhaka /Chattogram /Rajshahi /Khulna /Sylhet /Barishal/ Rangpur/ Mymensingh Division.
14. Joint Chief (Planning), Health Service Division, Ministry of Health & Family Welfare, Bangladesh Secretariat, Dhaka
15. Joint Chief (Population & Planning wing), Planning commission, Sher-e-Bangla Nagar, Dhaka.
16. Joint Chief (Planning), Program Management and Monitoring Unit (PMMU), Azimpur, Dhaka-1205.
17. Director, Maternal & Child Health Training Institute (MCHTI), Azimpur, Dhaka.
18. Director, Mohammadpur Fertility Services & Training Centre (MFSTC), Mohammadpur, Dhaka.
19. Director, Maternal & Child Health Training Institute (MCHTI), Lalkuthi, Mirpur, Dhaka.
20. P.S. to the Honorable Minister, Ministry of Health and Family Welfare, Bangladesh Secretariat, Dhaka, for kind information of the Honorable Minister.
21. Deputy Chief (Planning), Medical Education & Family Welfare Division, Ministry of Health & Family Welfare, Bangladesh Secretariat, Dhaka.
22. Additional Director (Drugs and Stores), Directorate General of Family Planning, Central Warehouse, Mohakhali, Dhaka.
23. Deputy Director, Family Planning, ----- District (You are requested to take appropriate measures to ensure timely online submission of Form 7B report from upazilas).
24. Regional/District Consultant, FPCS-QIT, District Family Planning Office, ----- District.
25. Central/Regional Supply Officer, Family Planning, ----- CWH/RWHs.
26. Assistant Maintenance Engineer, MIS Unit, DGFP (Requested to upload this report to DGFP website).
27. Country Project Director, MTaPS/MSH, House: 30, Road: No. 42, Gulshan-2, Dhaka-1212.
28. Country Director, the World Bank, E-32, Agargaon, Sher-e-Bangla Nagar, Dhaka-1207.
29. Team Leader, Population & Health Team, USAID, Madani Avenue, Baridhara, Dhaka.
30. Country Representative, UNFPA, IDB Bhaban, Agargaon, Sher-E-Bangla Nagar, Dhaka.
31. Managing Director, SMC, SMC Tower, 33 Banani C/A, Dhaka-1213.
32. Documentation Center, IEM Unit, Directorate General of Family Planning, 6 Kawran Bazar, Dhaka.
33. Responsible person of Dispatch Section, MIS Unit, DGFP (Requested to distribute the published 'Family Planning Monthly Logistics Report' to concerned Person/Office/Organization).
34. PA to Director General, Directorate General of Family Planning, 6 Kawran Bazar, Dhaka 1215.
35. Concerned Organization/Person.


(Shafiul Haque)
Deputy Director (MIS)

Table Of Contents

	Page
1. DGFP Stock Status Report	1-2
2. National Receipts Quantity by Product by Month	3
3. National Level Contraceptive Summary Report	4
4. Stock Status Report at Different Levels	5
5. Contraceptive Stock Status by Product at Upazila Store and Field	6-10
6. Contraceptive Stock Status by Product at Regional Warehouses/Upazila	11-31
7. Month-wise Consumption Trend	32-34
8. Report on Upazila and Warehouse Having Stock Out in last month	35

1. DGFP Stock Status Report

		 DGFP STOCK STATUS REPORT for Contraceptives - 31st July 2022 																																		
Year →	2022					2023												2024										2025								
Month →	8	9	10	11	12	1	2	3	4	5	6	7	8	9	10	11	12	1	2	3	4	5	6	7	8	9	10	11	12	1	2	3	4	5	6	7
Min.-Max. →						Min					Max																									
Product ↓	CS - 87.34m : 11.3 MOS																																			
Condom	11.3 MOS																																			
*AMC = 7.73m						FY 2021-22: 47.68m - Rec. 47.68m																														
	CS - 99.87m : 17.4 MOS																																			
Pill (Total)	17.4 MOS																																			
*AMC = 5.74m						FY 2021-22: 29.76m (RPA): Rec. = 29.76m																														
	CS - 7.98m : 29.3 MOS																																			
POP-APON	29.3 MOS (December 2024)																																			
*AMC = 0.272m						FY 2021-22: 5.0m (RPA+Rev.): Rec. full quantity																														
	CS (0.423): 40.1 MOS																																			
IUD	40.1 MOS (November 2025) 																																			
*AMC = 10,574						FY 2021-22: 899,885 sets (RPA+Rev.): Rec. 875,685 sets, left: 24,200																														
	CS (18.63m): 24.7 MOS																																			
Injectables	24.7 MOS (August 2024)																																			
*AMC = 0.752m						FY 2021-22: 899,885 sets (RPA+Rev.): Rec. 875,685 sets, left: 24,200																														
	CS-(1.18m): 43.8 MOS																																			
Implant	43.8 MOS (March 2026) 																																			
*AMC = 27,016						Legend:																														
	<p>Pill (Total): 2nd & 3rd generation Shukhi</p> <p>*AMC is calculated based on past 6-months consumption</p> <p>Data Sources: DGFP/L&S unit, DGFP LMIS web site - https://scmpbd.org/</p> <p>Central Warehouse WIMS data and Approved DGFP Procurement Plan</p> <p>National min-max stock level is 6 & 10 MOS</p> <p>AMC = Average Monthly Consumption</p>																																			
	<p> Current Stock (CS): Less than 3 MOS</p> <p> Current Stock (CS): MOS 3.0 to Less than 6 MOS</p> <p> Current Stock (CS): MOS 6 and above</p> <p> Planned for FY 2020-21</p> <p> Procurement completed, yet to be received</p> <p> Donation</p>																																			

DGFP STOCK STATUS NOTES
(For Contraceptives)
Month: July 2022

- CONDOM** – Current national stock is 87.34 million pieces, and this stock can be used up to June 2023.
- 2021-22: GoB (Rev.) – 47.68 million pcs. - DGFP already received the full 47.68 million pcs.
- PILL (Shukhi)** – Current national stock of Oral Contraceptive Pill is 99.87 million cycles which will go up to December 2023.
- 2021-22: RPA(GoB)– 29.76 million cycles (3rd Generation): DGFP received full 29.76 million cycles.
 - 2021-22: GoB (Rev.) – DGFP planned for procurement of 13.40 million cycles Oral Contraceptives Pill (3rd Generation) under revenue budget. But with the approval of competent authority DGFP has decided to postpone the procurement & annulled the tender.
- POP-APON** - Current national stock of POP-APON Pill is 7.98 million cycles which will go up to December 2024.
- 2021-22: GoB (RPA) – 4 million cycles (POP - APON): DGFP received total quantity on 31 December 2021.
 - 2021-22: GoB (Rev.) – 1.0 million cycles (POP- APON): DGFP received total quantity as of 31 December 2021.
- IUD** - Current national stock is 0.423 million pcs and this stock can be used up to November 2025.
- INJECTABLES** – Current stock of 18.63 million vials and that can be used up to August 2024.
- IMPLANT** – Current stock is 1.18 million sets, and this can be used up to March 2026.
- 2021-22: RPA (GoB) + GoB (Dev.) – 668,000 sets (Lot 1 & 2 - Two rods): NOA issued on 11/04/2022. Contract signed on 19/04/2022. 643,800 Sets already supplied. Rest 24,200 sets will be supplied Soon.
 - 2021-22: GoB (Rev.) – 200,000 sets of two rod implants: DGFP received total 200,000 sets.
 - 2021-22: RPA (GoB.) + GoB (Dev.) – 31,885 sets (Two rods) – Carry forward from FY2020-21: DGFP received total 31,885 sets.

You can also download the previous reports from <http://www.scmpbd.org>

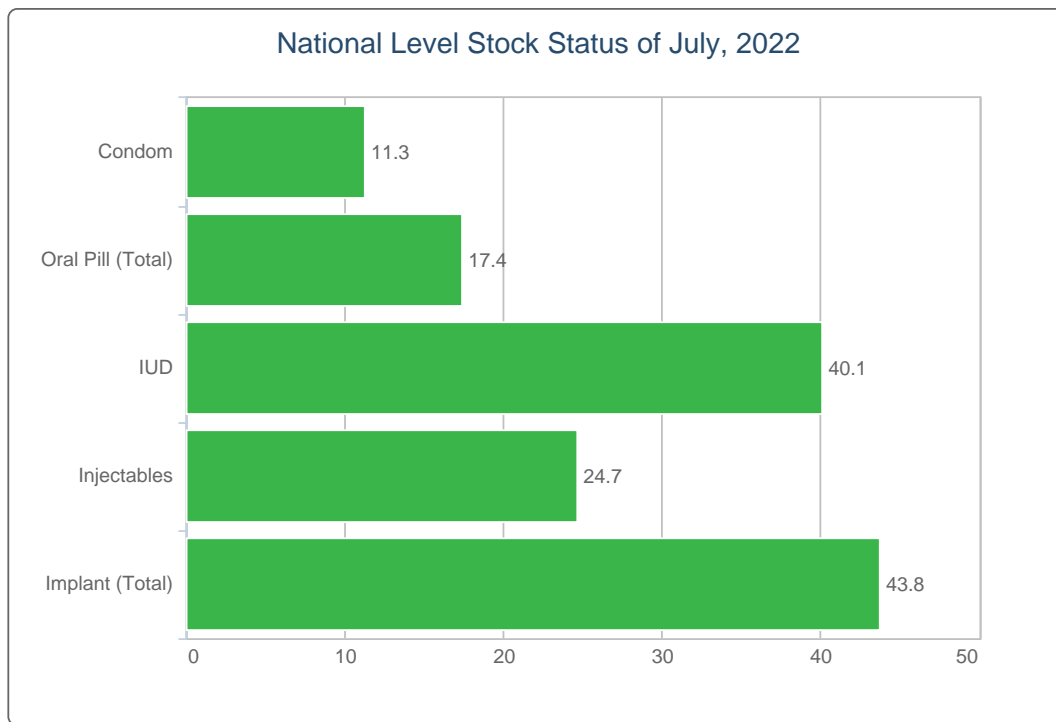
2. National Receipts Quantity by Product by Month

Contraceptive Received Report

Month: July, 2022

Item	Supplier	Receiver	Date Receipts	Qty
<i>No National Receive This Month</i>				

3. National Level Contraceptive Summary Report



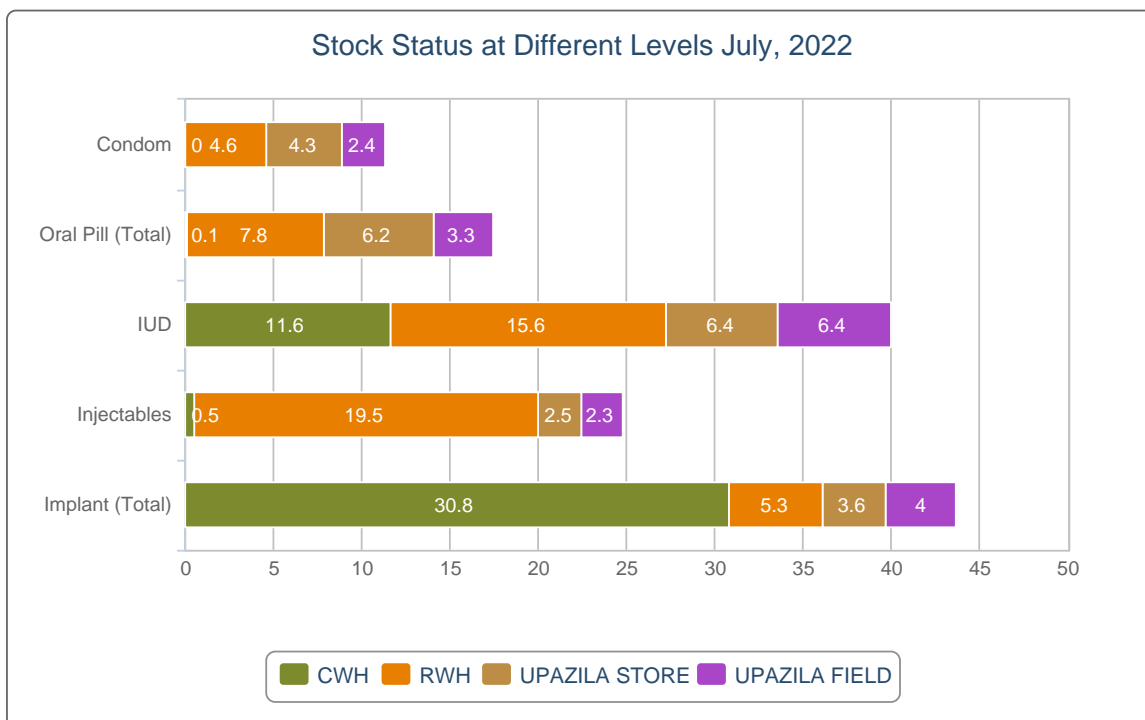
■ MOS: < 3.0
 ■ MOS: 3.0 - 5.9
 ■ MOS: 6.0 and above

MOS = Month of Stock

National Level Stock Status of July, 2022

SL	Name of Products	Reported Consumption	Reported Closing Balance	Average Monthly Consumption	MOS
1	Condom	7,988,335	87,347,332	7,735,611	11.3
2	Oral Pill (Total)	5,744,438	99,871,827	5,741,512	17.4
3	IUD	10,578	423,753	10,574	40.1
4	Injectables	743,448	18,630,207	752,998	24.7
5	Implant (Total)	27,540	1,182,941	27,016	43.8

4. Stock Status Report at Different Levels

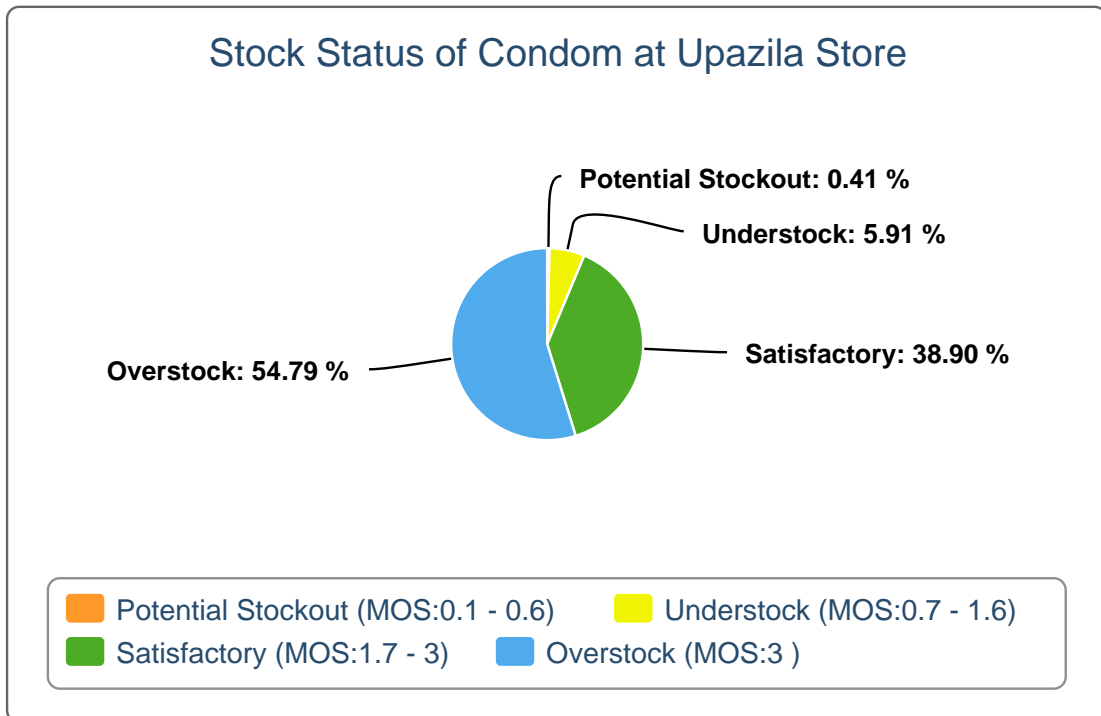


Stock Status at Different Levels July, 2022

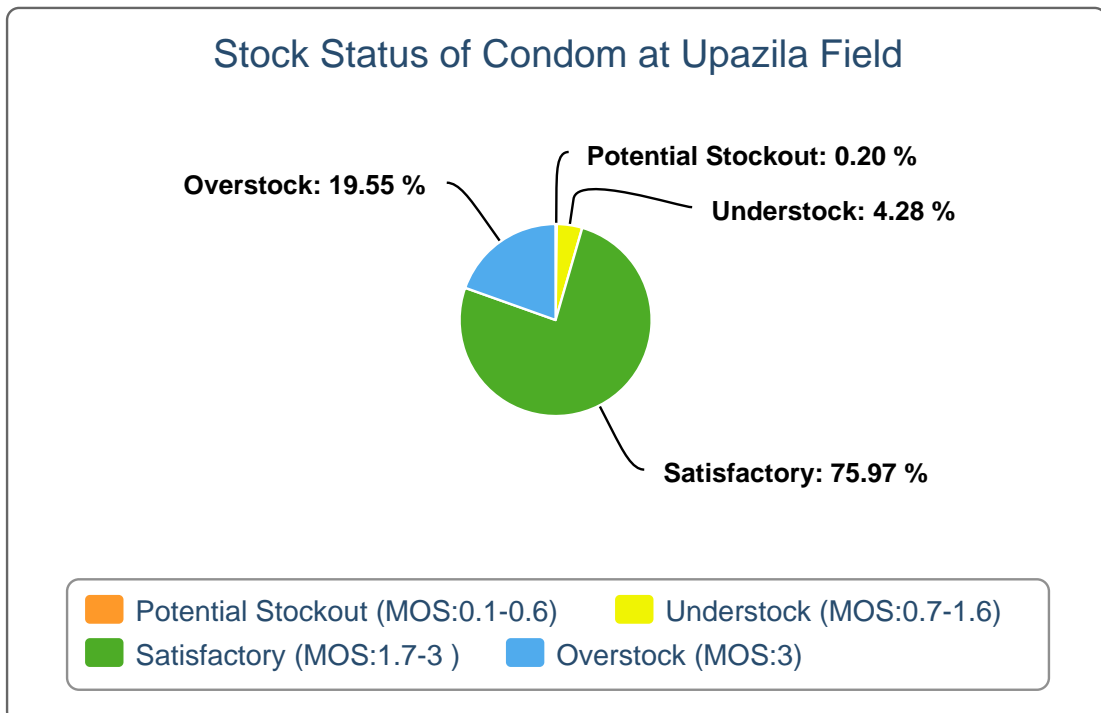
Products	Avg. Consump. of Last 6 Months	CWH Level	MOS	RWH Level	MOS	Upazila Level	MOS	Field Level	MOS	National Level	MOS
Condom	7,735,611	198,000	0	35,447,400	4.6	33,255,913	4.3	18,446,019		87,347,332	11.3
Oral Pill (Total)	5,741,512	544,320	0.1	44,705,502	7.8	35,498,604	6.2	19,123,401		99,871,827	17.4
IUD	10,574	123,150	11.6	165,130	15.6	67,439	6.4	68,034		423,753	40.1
Injectables	752,998	348,000	0.5	14,661,880	19.5	1,860,203	2.5	1,760,124		18,630,207	24.7
Implant (Total)	27,016	832,985	30.8	143,900	5.3	97,116	3.6	108,940		1,182,941	43.8

5. Contraceptive Stock Status by Product at Upazila Store and Field

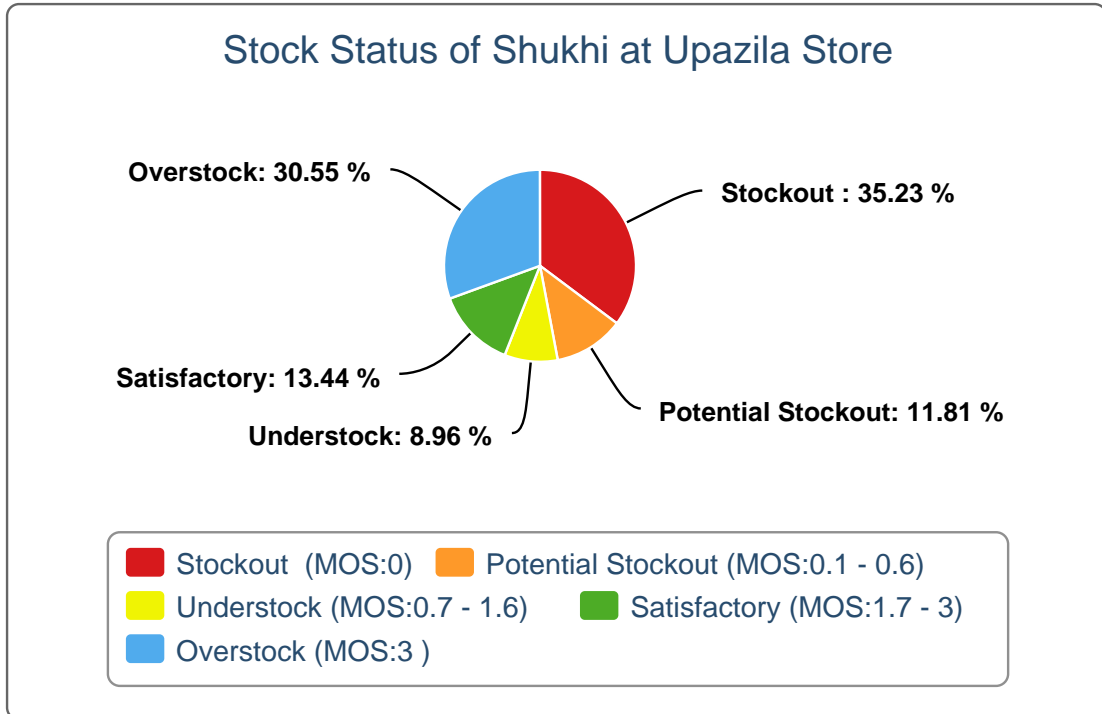
5(a).



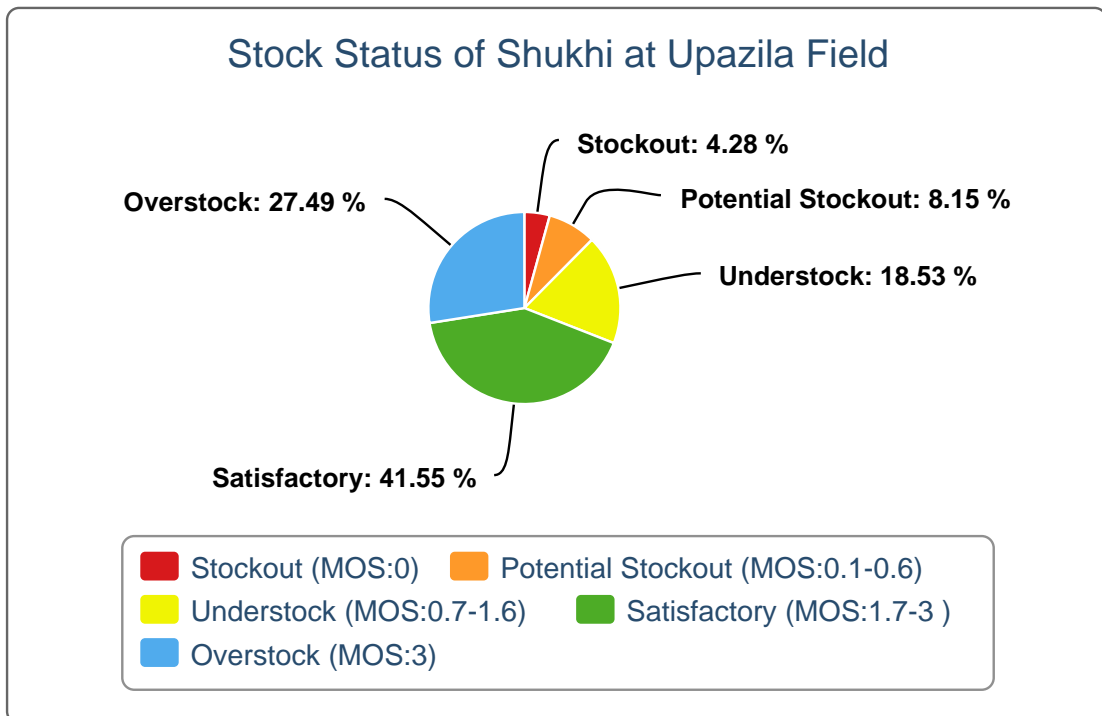
5(b).



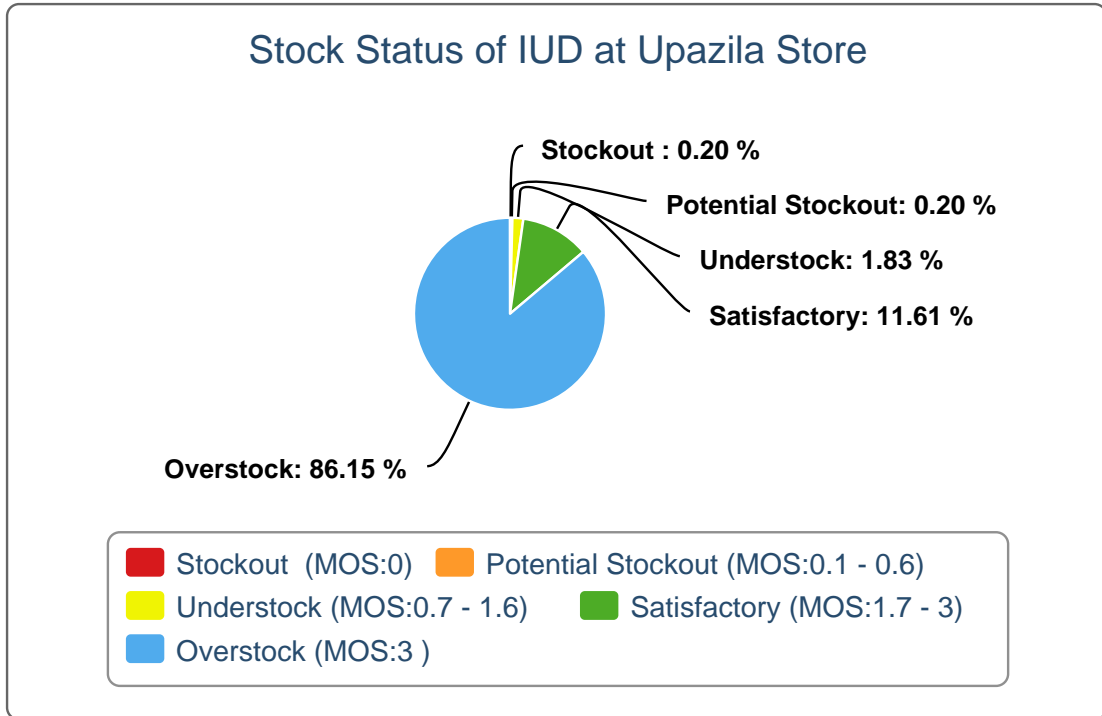
5(c).



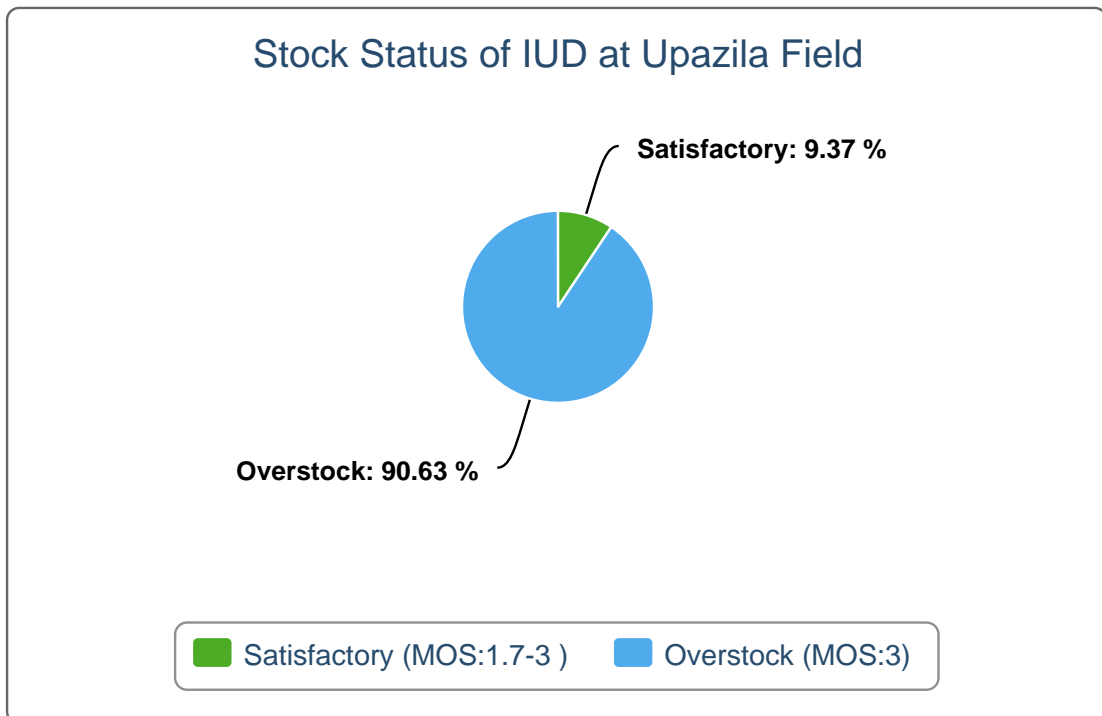
5(d).



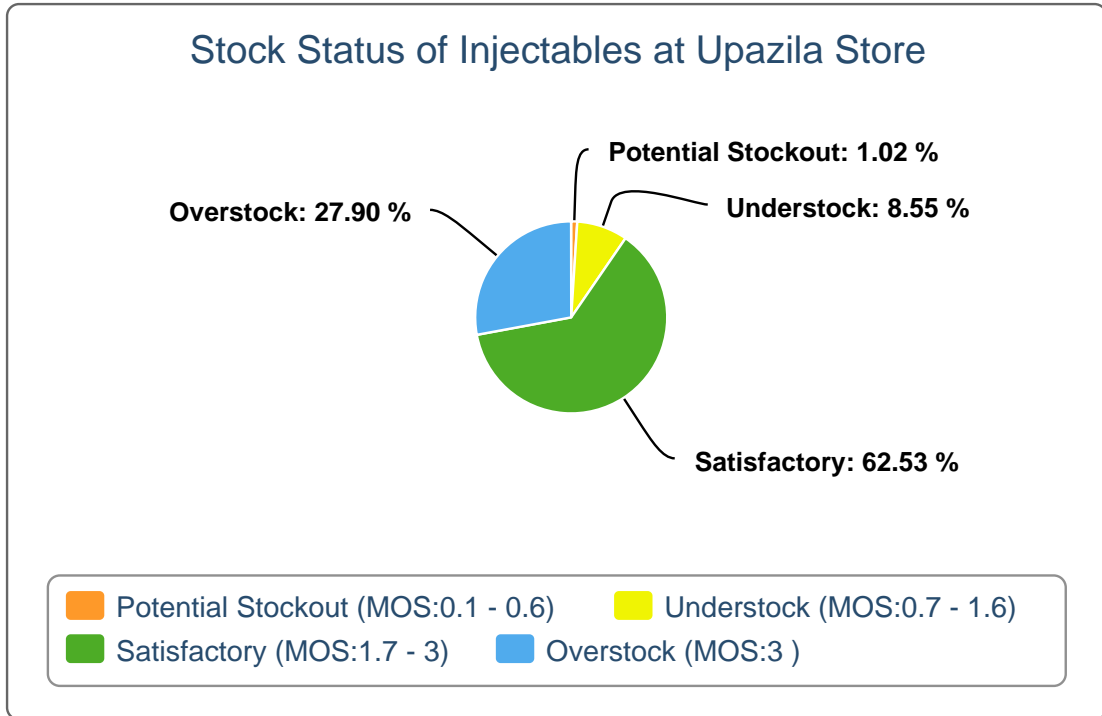
5(e).



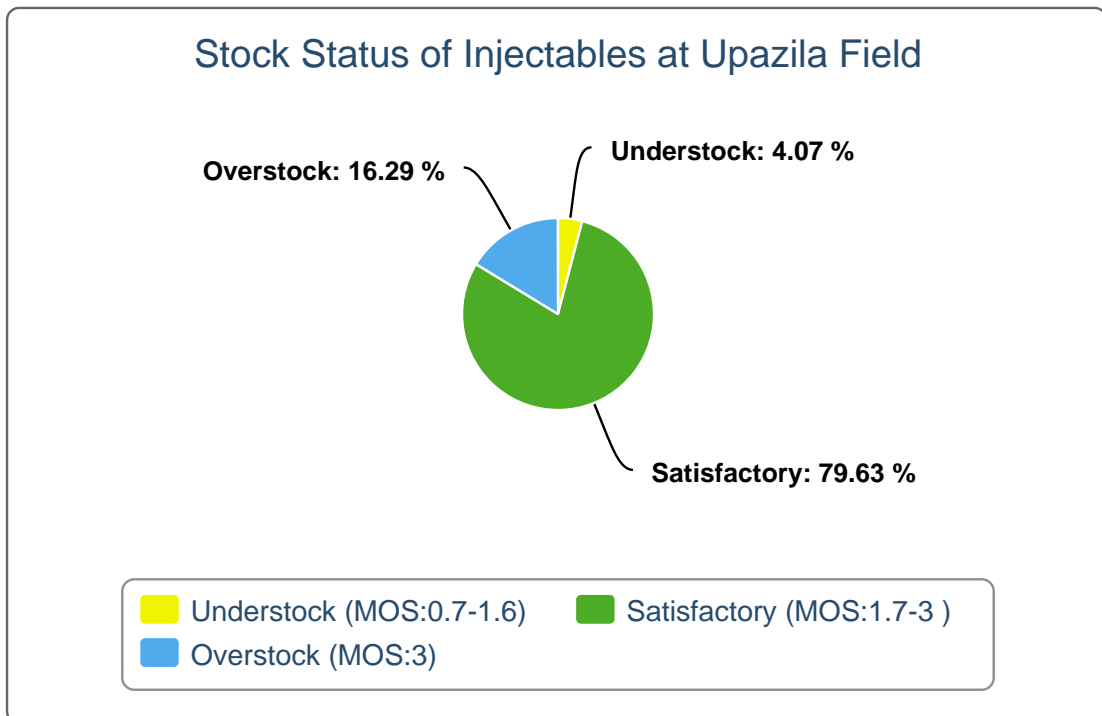
5(f).



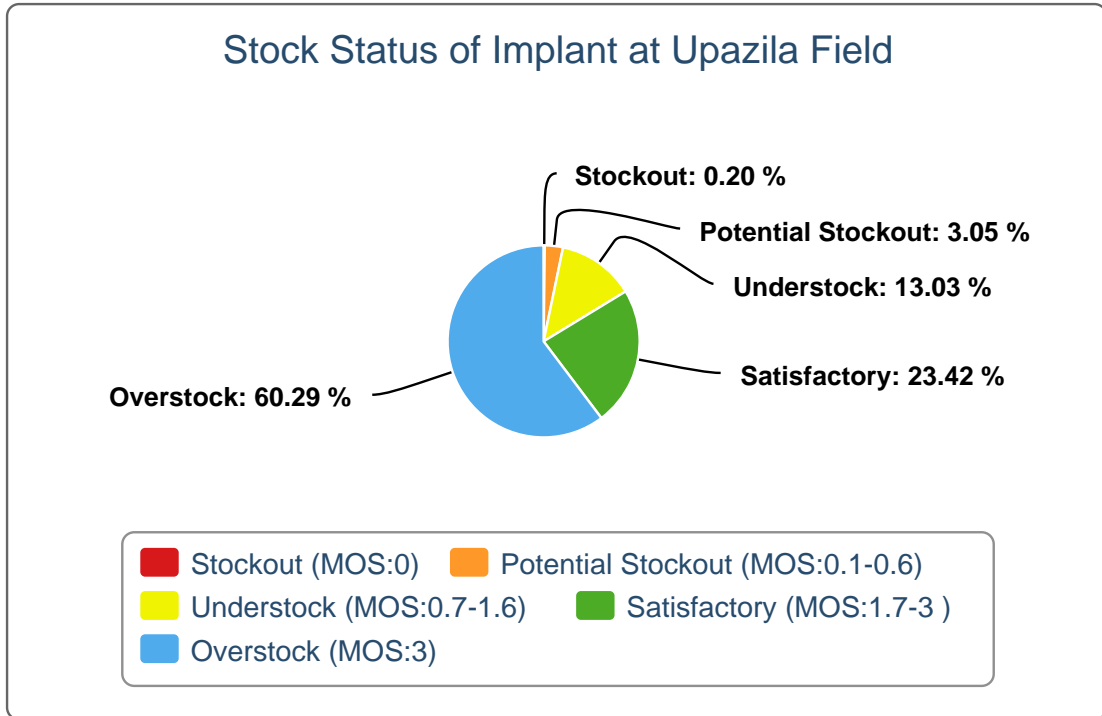
5(g).



5(h).



5(i).



6(a). Contraceptive Stock Status by Product at Regional Warehouses

SL	WH Name	Condom			Shukhi			IUD			Injectables			Implant		
		CBL	AMD	MOS	CBL	AMD	MOS	CBL	AMD	MOS	CBL	AMD	MOS	CBL	AMD	MOS
1	Bandarban RWH	90,000	33,677	2.7	76,800	21,853	3.5	1,075	83	13.0	21,200	2,845	7.5	1,450	155	9.4
2	Barishal RWH	3,325,600	237,248	14.0	346,560	187,286	1.9	6,100	429	14.2	32,200	25,525	1.3	4,850	831	5.8
3	Bhola RWH	1,188,000	39,837	29.8	430,080	47,895	9.0	2,700	133	20.3	94,000	27,467	3.4	3,500	295	11.9
4	Bogura RWH	4,184,800	453,010	9.2	6,716,640	322,895	20.8	12,600	362	34.8	3,369,400	27,653	121.8	6,400	1,807	3.5
5	Chattogram RWH	9,875,400	289,104	34.2	13,959,120	208,082	67.1	17,890	837	21.4	4,921,600	26,374	186.6	18,900	1,671	11.3
6	Cox's Bazar RWH	633,600	81,919	7.7	538,272	77,374	7.0	28,950	392	73.9	817,380	20,330	40.2	26,500	797	33.2
7	Cumilla RWH	748,800	424,461	1.8	468,000	341,171	1.4	10,000	991	10.1	278,000	56,301	4.9	8,400	2,028	4.1
8	Dhaka CWH	198,000	1,122,110	0.2	544,320	542,153	1.0	123,150	1,525	80.8	348,000	73,064	4.8	832,985	2,523	330.2
9	Dinajpur RWH	406,800	153,354	2.7	658,080	217,104	3.0	8,650	264	32.8	70,000	28,148	2.5	7,350	1,354	5.4
10	Faridpur RWH	360,000	386,437	0.9	1,009,920	300,398	3.4	4,450	553	8.0	179,000	27,755	6.4	6,200	1,454	4.3
11	Jamalpur RWH	478,800	284,205	1.7	259,200	212,894	1.2	6,300	174	36.2	95,000	22,370	4.2	4,500	687	6.6
12	Jashore RWH	1,029,600	406,132	2.5	225,120	268,715	0.8	1,750	242	7.2	71,700	32,912	2.2	7,350	926	7.9
13	Khulna RWH	3,478,800	482,436	7.2	15,621,530	337,385	46.3	12,100	375	32.3	3,827,400	31,350	122.1	3,100	1,084	2.9
14	Kushtia RWH	39,600	283,954	0.1	382,080	144,082	2.7	3,245	113	28.7	42,800	27,756	1.5	4,300	481	8.9
15	Mymensingh RWH	4,355,600	551,653	7.9	456,010	645,312	0.7	5,700	572	10.0	171,500	47,278	3.6	8,600	2,073	4.1
16	Noakhali RWH	457,200	205,998	2.2	106,080	135,500	0.8	5,850	681	8.6	69,000	37,109	1.9	2,750	1,280	2.1
17	Pabna RWH	691,200	432,443	1.6	553,920	263,375	2.1	4,400	671	6.6	84,000	35,635	2.4	4,100	732	5.6
18	Patuakhali RWH	1,076,400	104,712	10.3	961,920	135,653	7.1	5,250	262	20.0	35,700	21,467	1.7	4,400	875	5.0
19	Rajshahi RWH	975,600	564,582	1.7	583,680	240,163	2.4	11,145	208	53.6	92,000	26,342	3.5	6,100	948	6.4
20	Rangamati RWH	118,800	41,441	2.9	292,800	32,222	9.1	1,150	81	14.2	8,000	3,095	2.6	850	217	3.9
21	Rangpur RWH	1,206,000	383,862	3.1	295,580	563,401	0.5	6,575	930	7.1	117,000	86,349	1.4	7,300	2,233	3.3
22	Sylhet RWH	503,600	524,465	1.0	209,280	310,239	0.7	5,300	495	10.7	214,000	45,926	4.7	3,700	1,861	2.0
23	Tangail RWH	223,200	248,571	0.9	554,830	186,360	3.0	3,950	201	19.7	51,000	19,947	2.6	3,300	704	4.7

6(b). Contraceptive Stock Status by Product at Upazila

SL	Warehouse Name	Upazila Name	Condom			Shukhi			IUD			Injectables			Implant		
			CBL	AMD	MOS	CBL	AMD	MOS	CBL	AMD	MOS	CBL	AMD	MOS	CBL	AMD	MOS
1	Bandarban RWH	Alikadam	24,336	7,942	3.1	15,330	3,310	4.6	106	17	6.2	1,978	410	4.8	100	31	3.2
2	Bandarban RWH	Bandarban Sadar	10,725	3,475	3.1	13,631	3,727	3.7	184	17	10.8	703	502	1.4	112	26	4.3
3	Bandarban RWH	Lama	20,664	7,287	2.8	11,145	6,167	1.8	244	23	10.6	2,275	762	3.0	202	26	7.8
4	Bandarban RWH	Naikhongchhari	20,672	5,337	3.9	20,675	2,972	7.0	95	7	13.6	1,558	662	2.4	152	21	7.2
5	Bandarban RWH	Rowangchhari	18,644	2,181	8.5	11,090	2,120	5.2	116	6	19.3	627	214	2.9	134	19	7.1
6	Bandarban RWH	Ruma	24,012	4,722	5.1	13,515	1,693	8.0	104	5	20.8	822	155	5.3	117	15	7.8
7	Bandarban RWH	Thanchi	17,262	2,733	6.3	13,555	1,864	7.3	113	8	14.1	740	140	5.3	141	17	8.3
8	Barishal RWH	Agailjhara	67,300	6,291	10.7	16,538	7,802	2.1	241	8	30.1	7,592	643	11.8	200	26	7.7
9	Barishal RWH	Babuganj	261,400	5,348	48.9	30,300	6,181	4.9	130	15	8.7	2,545	472	5.4	200	30	6.7
10	Barishal RWH	Bakerganj	467,799	14,408	32.5	135,059	13,496	10.0	373	17	21.9	9,720	1,943	5.0	200	57	3.5
11	Barishal RWH	Banari Para	249,704	5,293	47.2	25,750	6,846	3.8	228	9	25.3	2,701	504	5.4	0	52	0.0
12	Barishal RWH	Barishal Sadar (kotwali)	54,456	35,685	1.5	27,210	15,360	1.8	422	90	4.7	17,142	3,674	4.7	315	122	2.6
13	Barishal RWH	Bhandaria	39,720	9,816	4.0	30,285	7,267	4.2	190	27	7.0	4,264	961	4.4	250	26	9.6
14	Barishal RWH	Gournadi	76,300	9,415	8.1	31,885	10,290	3.1	287	16	17.9	6,794	1,123	6.0	200	47	4.3
15	Barishal RWH	Hizla	27,440	8,047	3.4	29,310	4,865	6.0	117	8	14.6	8,130	1,119	7.3	300	15	20.0
16	Barishal RWH	Indurkani	130,736	5,945	22.0	30,484	5,515	5.5	51	10	5.1	3,196	752	4.3	250	16	15.6
17	Barishal RWH	Jhalokati Sadar	56,400	16,170	3.5	72,965	10,382	7.0	201	21	9.6	4,965	947	5.2	350	83	4.2
18	Barishal RWH	Kanthalia	78,217	4,100	19.1	59,590	4,034	14.8	224	8	28.0	4,385	575	7.6	200	22	9.1
19	Barishal RWH	Kawkhali	96,700	5,147	18.8	56,205	3,593	15.6	330	22	15.0	4,710	289	16.3	350	15	23.3
20	Barishal RWH	Mathbaria	60,082	15,095	4.0	26,090	16,354	1.6	100	34	2.9	4,556	1,716	2.7	250	39	6.4
21	Barishal RWH	Mehendiganj	65,088	10,545	6.2	52,382	9,002	5.8	265	13	20.4	14,176	2,414	5.9	350	14	25.0
22	Barishal RWH	Muladi	21,820	11,811	1.8	19,970	8,851	2.3	188	4	47.0	5,993	1,907	3.1	52	15	3.5
23	Barishal RWH	Nalchity	42,576	7,410	5.7	31,950	6,663	4.8	320	14	22.9	9,027	1,264	7.1	100	32	3.1
24	Barishal RWH	Nazirpur	85,536	15,270	5.6	29,550	10,550	2.8	250	29	8.6	13,080	1,297	10.1	350	32	10.9
25	Barishal RWH	Nesarabad (swarupkati)	53,292	22,546	2.4	1,285	13,593	0.1	201	35	5.7	5,578	1,446	3.9	200	50	4.0

SL	Warehouse Name	Upazila Name	Condom			Shukhi			IUD			Injectables			Implant		
			CBL	AMD	MOS	CBL	AMD	MOS	CBL	AMD	MOS	CBL	AMD	MOS	CBL	AMD	MOS
26	Barishal RWH	Pirojpur Sadar	46,476	11,025	4.2	37,045	8,717	4.2	351	26	13.5	8,217	954	8.6	220	51	4.3
27	Barishal RWH	Rajapur	47,032	5,868	8.0	30,615	5,294	5.8	170	5	34.0	1,859	599	3.1	100	23	4.3
28	Barishal RWH	Wazirpur	820,668	12,013	68.3	16,620	12,631	1.3	461	18	25.6	2,717	926	2.9	100	64	1.6
29	Bhola RWH	Bhola Sadar	23,997	9,764	2.5	25,275	10,584	2.4	57	46	1.2	6,290	5,289	1.2	260	96	2.7
30	Bhola RWH	Burhanuddin	14,292	2,495	5.7	19,385	5,334	3.6	18	17	1.1	5,183	1,191	4.4	300	26	11.5
31	Bhola RWH	Char Fasson	32,800	14,496	2.3	31,390	13,447	2.3	78	36	2.2	21,435	8,861	2.4	150	76	2.0
32	Bhola RWH	Daulat Khan	26,090	1,698	15.4	26,640	4,360	6.1	30	10	3.0	7,600	3,521	2.2	50	15	3.3
33	Bhola RWH	Lalmohan	15,186	6,668	2.3	35,455	7,648	4.6	60	13	4.6	9,550	5,178	1.8	100	26	3.8
34	Bhola RWH	Manpura	9,824	3,384	2.9	4,179	2,795	1.5	37	5	7.4	3,900	1,880	2.1	70	27	2.6
35	Bhola RWH	Tazumuddin	27,262	1,332	20.5	15,709	3,727	4.2	15	6	2.5	5,061	1,547	3.3	50	29	1.7
36	Bogura RWH	Adamdighi	25,500	6,900	3.7	257,135	4,568	56.3	19	9	2.1	674	200	3.4	100	38	2.6
37	Bogura RWH	Akkelpur	12,348	5,600	2.2	215,875	4,346	49.7	80	6	13.3	966	311	3.1	0	49	0.0
38	Bogura RWH	Atrai	48,740	12,924	3.8	58,820	10,706	5.5	82	5	16.4	941	411	2.3	0	43	0.0
39	Bogura RWH	Badalgachhi	29,290	9,095	3.2	40,060	10,804	3.7	9	9	1.0	2,843	1,163	2.4	200	87	2.3
40	Bogura RWH	Bogura Sadar	88,928	56,868	1.6	46,655	16,195	2.9	245	30	8.2	14,182	1,602	8.9	170	104	1.6
41	Bogura RWH	Dhamoirhat	58,611	7,597	7.7	126,160	7,377	17.1	49	9	5.4	2,678	572	4.7	50	32	1.6
42	Bogura RWH	Dhunat	44,700	33,121	1.3	104,405	18,906	5.5	30	7	4.3	3,260	2,049	1.6	50	49	1.0
43	Bogura RWH	Dhupchanchia	14,100	8,142	1.7	38,400	7,811	4.9	153	8	19.1	1,110	677	1.6	200	73	2.7
44	Bogura RWH	Gabtali	30,792	17,455	1.8	935,565	10,507	89.0	69	5	13.8	2,363	1,700	1.4	200	93	2.2
45	Bogura RWH	Ghoraghat	36,300	7,529	4.8	27,770	6,322	4.4	35	8	4.4	732	324	2.3	202	49	4.1
46	Bogura RWH	Hakimpur	38,432	5,264	7.3	52,585	3,214	16.4	60	3	20.0	1,089	194	5.6	100	27	3.7
47	Bogura RWH	Joypurhat Sadar	22,428	18,352	1.2	31,895	11,201	2.8	135	39	3.5	2,675	864	3.1	350	150	2.3
48	Bogura RWH	Kahaloo	19,824	16,812	1.2	15,950	11,065	1.4	68	7	9.7	812	881	0.9	150	112	1.3
49	Bogura RWH	Kalai	14,220	6,413	2.2	608,060	7,815	77.8	78	7	11.1	2,080	372	5.6	200	22	9.1
50	Bogura RWH	Khetlal	19,128	7,043	2.7	796,435	4,809	165.6	107	4	26.8	3,071	263	11.7	0	30	0.0

SL	Warehouse Name	Upazila Name	Condom			Shukhi			IUD			Injectables			Implant		
			CBL	AMD	MOS	CBL	AMD	MOS	CBL	AMD	MOS	CBL	AMD	MOS	CBL	AMD	MOS
51	Bogura RWH	Mahadebpur	26,196	14,709	1.8	652,645	15,577	41.9	18	5	3.6	1,107	797	1.4	50	48	1.0
52	Bogura RWH	Manda	49,390	21,202	2.3	50,025	25,783	1.9	191	59	3.2	3,848	1,834	2.1	100	60	1.7
53	Bogura RWH	Nandigram	17,600	8,719	2.0	30,620	9,850	3.1	60	2	30.0	990	322	3.1	50	35	1.4
54	Bogura RWH	Naogaon Sadar	42,944	19,588	2.2	52,840	12,036	4.4	56	19	2.9	3,074	1,293	2.4	200	68	2.9
55	Bogura RWH	Niamatpur	50,174	11,134	4.5	364,735	11,994	30.4	31	10	3.1	1,636	837	2.0	300	73	4.1
56	Bogura RWH	Panchbibi	37,160	12,397	3.0	52,374	7,685	6.8	65	7	9.3	2,406	829	2.9	330	50	6.6
57	Bogura RWH	Patnitala	30,372	11,311	2.7	329,805	10,539	31.3	55	6	9.2	1,872	668	2.8	150	49	3.1
58	Bogura RWH	Porsha	29,220	9,305	3.1	57,980	8,127	7.1	37	10	3.7	1,673	469	3.6	100	21	4.8
59	Bogura RWH	Raninagar	29,000	9,381	3.1	37,680	11,112	3.4	92	4	23.0	1,554	450	3.5	100	22	4.5
60	Bogura RWH	Sapahar	27,936	9,360	3.0	50,925	9,813	5.2	66	7	9.4	2,648	1,064	2.5	100	24	4.2
61	Bogura RWH	Sariakandi	28,512	13,535	2.1	607,520	8,210	74.0	105	17	6.2	2,434	1,090	2.2	300	99	3.0
62	Bogura RWH	Shajahanpur	59,076	39,057	1.5	27,300	12,553	2.2	33	9	3.7	2,441	916	2.7	100	94	1.1
63	Bogura RWH	Sherpur	66,479	28,441	2.3	113,280	16,858	6.7	33	15	2.2	3,300	1,493	2.2	100	74	1.4
64	Bogura RWH	Shibganj	24,000	17,137	1.4	251,220	18,271	13.7	135	8	16.9	4,550	3,263	1.4	200	54	3.7
65	Bogura RWH	Sonatola	31,840	8,619	3.7	211,735	8,841	23.9	70	28	2.5	1,692	745	2.3	100	78	1.3
66	Chattogram RWH	Anowara	17,500	8,519	2.1	121,420	8,878	13.7	100	13	7.7	1,290	634	2.0	300	38	7.9
67	Chattogram RWH	Banshkhali	35,232	11,066	3.2	43,840	8,350	5.3	199	10	19.9	5,163	1,425	3.6	350	83	4.2
68	Chattogram RWH	Boalkhali	164,673	6,661	24.7	26,187	5,974	4.4	201	28	7.2	1,669	457	3.7	350	58	6.0
69	Chattogram RWH	Chandanaish	12,600	6,182	2.0	50,665	7,089	7.1	130	25	5.2	1,280	755	1.7	400	40	10.0
70	Chattogram RWH	Dighinala	13,980	7,006	2.0	23,380	8,686	2.7	90	12	7.5	2,097	1,028	2.0	150	28	5.4
71	Chattogram RWH	Double Mooring	99,204	49,652	2.0	39,865	12,082	3.3	519	232	2.2	8,396	2,923	2.9	760	201	3.8
72	Chattogram RWH	Fatikchhari	27,000	13,937	1.9	97,965	12,843	7.6	158	10	15.8	3,942	1,966	2.0	450	182	2.5
73	Chattogram RWH	Guimara	23,376	941	24.8	13,630	2,695	5.1	179	3	59.7	960	184	5.2	250	27	9.3
74	Chattogram RWH	Hathazari	84,996	31,583	2.7	11,310	18,292	0.6	218	14	15.6	3,876	1,384	2.8	250	43	5.8
75	Chattogram RWH	Khagrachhari Sadar	10,124	2,884	3.5	36,995	5,267	7.0	126	28	4.5	890	440	2.0	196	24	8.2

SL	Warehouse Name	Upazila Name	Condom			Shukhi			IUD			Injectables			Implant		
			CBL	AMD	MOS	CBL	AMD	MOS	CBL	AMD	MOS	CBL	AMD	MOS	CBL	AMD	MOS
76	Chattogram RWH	Lakshmichhari	27,535	950	29.0	60,052	1,895	31.7	105	9	11.7	233	100	2.3	200	23	8.7
77	Chattogram RWH	Lohagara	13,080	5,435	2.4	281,950	6,591	42.8	132	16	8.3	2,875	1,217	2.4	400	32	12.5
78	Chattogram RWH	Mahalchhari	7,700	3,300	2.3	21,360	3,920	5.4	45	8	5.6	700	254	2.8	150	23	6.5
79	Chattogram RWH	Manikchhari	12,212	997	12.2	57,735	1,619	35.7	109	11	9.9	876	470	1.9	250	34	7.4
80	Chattogram RWH	Matiranga	19,700	7,682	2.6	12,140	6,221	2.0	124	20	6.2	2,101	873	2.4	250	40	6.3
81	Chattogram RWH	Mirsharai	23,884	10,744	2.2	41,956	11,814	3.6	86	36	2.4	3,470	1,708	2.0	400	41	9.8
82	Chattogram RWH	Panchhari	5,674	2,779	2.0	13,555	4,164	3.3	181	5	36.2	395	178	2.2	150	33	4.5
83	Chattogram RWH	Panchlaish	82,056	41,759	2.0	16,615	8,793	1.9	326	123	2.7	6,780	2,610	2.6	216	128	1.7
84	Chattogram RWH	Patiya	35,400	14,516	2.4	52,730	14,654	3.6	255	84	3.0	3,196	1,758	1.8	500	102	4.9
85	Chattogram RWH	Ramgarh	32,740	2,744	11.9	30,725	3,130	9.8	159	4	39.8	341	126	2.7	200	18	11.1
86	Chattogram RWH	Rangunia	68,496	13,526	5.1	49,610	12,013	4.1	265	32	8.3	5,139	1,479	3.5	200	117	1.7
87	Chattogram RWH	Raozan	23,040	12,142	1.9	35,390	10,757	3.3	199	44	4.5	2,815	1,188	2.4	500	129	3.9
88	Chattogram RWH	Sandwip	46,810	8,894	5.3	52,315	11,646	4.5	236	10	23.6	6,680	1,278	5.2	200	115	1.7
89	Chattogram RWH	Satkania	30,060	11,706	2.6	43,685	10,577	4.1	174	20	8.7	2,431	721	3.4	400	65	6.2
90	Chattogram RWH	Sitakunda	59,670	13,499	4.4	41,305	10,132	4.1	191	40	4.8	4,829	1,218	4.0	350	47	7.4
91	Cox's Bazar RWH	Chakaria	26,400	12,223	2.2	38,575	12,719	3.0	181	61	3.0	5,906	3,103	1.9	400	132	3.0
92	Cox's Bazar RWH	Cox's Bazar Sadar	32,772	14,939	2.2	26,705	15,291	1.7	144	45	3.2	6,360	3,171	2.0	500	86	5.8
93	Cox's Bazar RWH	Kutubdia	40,452	2,628	15.4	23,545	2,502	9.4	100	31	3.2	3,790	1,019	3.7	400	106	3.8
94	Cox's Bazar RWH	Maheshkhali	132,351	5,738	23.1	45,785	14,417	3.2	100	51	2.0	6,031	3,142	1.9	100	82	1.2
95	Cox's Bazar RWH	Pekua	115,200	7,716	14.9	107,165	7,464	14.4	83	31	2.7	5,574	2,836	2.0	500	68	7.4
96	Cox's Bazar RWH	Ramu	15,300	10,834	1.4	103,185	6,237	16.5	140	53	2.6	3,858	1,765	2.2	500	85	5.9
97	Cox's Bazar RWH	Teknaf	48,200	20,992	2.3	230,335	13,072	17.6	210	63	3.3	8,460	4,078	2.1	500	115	4.3
98	Cox's Bazar RWH	Ukhia	15,228	6,849	2.2	79,045	5,672	13.9	161	57	2.8	4,157	1,216	3.4	800	123	6.5
99	Cumilla RWH	Akhaura	23,212	5,720	4.1	18,861	4,507	4.2	186	8	23.3	2,348	689	3.4	50	14	3.6
100	Cumilla RWH	Ashuganj	64,900	11,305	5.7	16,770	6,898	2.4	123	13	9.5	2,862	842	3.4	300	41	7.3

SL	Warehouse Name	Upazila Name	Condom			Shukhi			IUD			Injectables			Implant		
			CBL	AMD	MOS	CBL	AMD	MOS	CBL	AMD	MOS	CBL	AMD	MOS	CBL	AMD	MOS
101	Cumilla RWH	Banchharampur	78,600	13,825	5.7	41,475	9,679	4.3	167	32	5.2	2,921	1,548	1.9	200	84	2.4
102	Cumilla RWH	Barura	43,920	12,421	3.5	14,430	13,905	1.0	158	31	5.1	6,137	2,802	2.2	200	46	4.3
103	Cumilla RWH	Bijoy Nagar	80,208	8,819	9.1	46,631	8,219	5.7	170	11	15.5	1,934	1,205	1.6	150	30	5.0
104	Cumilla RWH	Brahman Para	33,200	7,118	4.7	30,430	6,797	4.5	97	19	5.1	2,255	703	3.2	110	45	2.4
105	Cumilla RWH	Brahmanbaria Sadar	102,700	20,752	4.9	63,865	10,407	6.1	238	61	3.9	4,445	1,909	2.3	150	98	1.5
106	Cumilla RWH	Burichang	56,078	20,626	2.7	34,005	15,953	2.1	137	36	3.8	1,745	1,696	1.0	200	67	3.0
107	Cumilla RWH	Chandina	55,680	11,601	4.8	41,268	14,305	2.9	123	23	5.3	5,338	2,562	2.1	100	34	2.9
108	Cumilla RWH	Chandpur Sadar	89,100	13,320	6.7	27,525	12,206	2.3	251	94	2.7	5,927	2,392	2.5	250	96	2.6
109	Cumilla RWH	Chauddagam	99,656	15,722	6.3	15,490	15,508	1.0	360	17	21.2	6,074	3,367	1.8	100	34	2.9
110	Cumilla RWH	Cumilla Adarsha Sadar	91,600	43,122	2.1	25,250	15,951	1.6	278	73	3.8	6,988	2,450	2.9	490	116	4.2
111	Cumilla RWH	Cumilla Sadar Dakshin	78,864	10,208	7.7	16,040	10,043	1.6	115	16	7.2	3,456	1,771	2.0	210	44	4.8
112	Cumilla RWH	Daudkandi	41,928	10,819	3.9	32,793	11,033	3.0	167	52	3.2	4,061	1,750	2.3	150	33	4.5
113	Cumilla RWH	Debidwar	86,700	13,301	6.5	46,565	15,033	3.1	416	41	10.1	6,303	2,644	2.4	200	39	5.1
114	Cumilla RWH	Faridganj	77,500	10,962	7.1	48,810	11,647	4.2	260	65	4.0	3,470	2,159	1.6	150	133	1.1
115	Cumilla RWH	Haim Char	25,100	2,988	8.4	8,540	4,450	1.9	127	18	7.1	1,462	376	3.9	150	18	8.3
116	Cumilla RWH	Hajiganj	45,500	5,302	8.6	48,375	9,581	5.0	216	36	6.0	4,364	1,817	2.4	200	48	4.2
117	Cumilla RWH	Homna	78,180	14,761	5.3	33,865	9,377	3.6	61	15	4.1	3,745	1,014	3.7	150	28	5.4
118	Cumilla RWH	Kachua	56,368	9,272	6.1	21,140	10,674	2.0	192	44	4.4	5,382	2,860	1.9	100	45	2.2
119	Cumilla RWH	Kasba	59,900	17,398	3.4	13,450	12,591	1.1	168	39	4.3	2,855	1,069	2.7	150	148	1.0
120	Cumilla RWH	Laksam	41,900	7,082	5.9	19,305	6,404	3.0	50	18	2.8	3,155	1,299	2.4	260	37	7.0
121	Cumilla RWH	Lalmaj	7,464	3,869	1.9	5,083	5,865	0.9	148	6	24.7	2,836	791	3.6	50	18	2.8
122	Cumilla RWH	Manoharganj	47,100	9,551	4.9	26,250	8,494	3.1	80	7	11.4	2,436	1,203	2.0	100	31	3.2
123	Cumilla RWH	Matlab Dakshin	48,484	5,853	8.3	44,502	6,182	7.2	100	13	7.7	3,038	1,497	2.0	200	37	5.4
124	Cumilla RWH	Matlab Uttar	73,600	10,004	7.4	40,495	10,821	3.7	167	51	3.3	3,920	1,141	3.4	50	77	0.6
125	Cumilla RWH	Meghna	43,200	6,393	6.8	22,070	4,856	4.5	100	11	9.1	2,940	777	3.8	200	52	3.8

SL	Warehouse Name	Upazila Name	Condom			Shukhi			IUD			Injectables			Implant		
			CBL	AMD	MOS	CBL	AMD	MOS	CBL	AMD	MOS	CBL	AMD	MOS	CBL	AMD	MOS
126	Cumilla RWH	Muradnagar	138,300	26,452	5.2	48,475	16,605	2.9	20	29	0.7	5,164	2,584	2.0	250	169	1.5
127	Cumilla RWH	Nabinagar	99,685	16,916	5.9	34,753	11,628	3.0	124	25	5.0	3,376	1,514	2.2	0	96	0.0
128	Cumilla RWH	Nangalkot	72,300	14,028	5.2	23,096	7,683	3.0	105	17	6.2	4,212	1,873	2.2	100	73	1.4
129	Cumilla RWH	Nasirnagar	47,416	8,642	5.5	36,240	12,381	2.9	100	13	7.7	3,201	1,082	3.0	350	77	4.5
130	Cumilla RWH	Sarail	89,500	18,680	4.8	39,060	9,751	4.0	190	10	19.0	3,313	1,471	2.3	200	64	3.1
131	Cumilla RWH	Shahrasti	22,300	3,962	5.6	26,555	6,311	4.2	140	24	5.8	4,280	1,793	2.4	150	34	4.4
132	Cumilla RWH	Titas	39,252	13,667	2.9	27,270	5,426	5.0	222	23	9.7	3,204	1,651	1.9	100	22	4.5
133	Dhaka CWH	Araihazar	36,128	13,857	2.6	18,500	19,190	1.0	145	29	5.0	5,219	2,069	2.5	0	76	0.0
134	Dhaka CWH	Bandar	64,373	31,322	2.1	54,260	13,597	4.0	57	14	4.1	5,041	1,926	2.6	0	53	0.0
135	Dhaka CWH	Belabo	15,816	8,408	1.9	20,100	7,278	2.8	89	11	8.1	1,554	909	1.7	200	39	5.1
136	Dhaka CWH	Daulatpur	25,560	10,322	2.5	16,020	8,831	1.8	53	6	8.8	2,185	968	2.3	100	52	1.9
137	Dhaka CWH	Dhamrai	46,304	24,127	1.9	11,540	16,654	0.7	308	121	2.5	3,969	1,484	2.7	50	58	0.9
138	Dhaka CWH	Dohar	23,164	12,634	1.8	33,690	6,598	5.1	75	6	12.5	1,410	688	2.0	0	27	0.0
139	Dhaka CWH	Gazaria	15,436	7,856	2.0	17,910	5,438	3.3	37	12	3.1	1,284	743	1.7	301	17	17.7
140	Dhaka CWH	Gazipur Sadar	40,748	46,148	0.9	23,950	14,313	1.7	115	39	2.9	4,321	1,752	2.5	200	58	3.4
141	Dhaka CWH	Ghior	20,256	8,705	2.3	70,510	5,402	13.1	40	7	5.7	1,516	497	3.1	200	36	5.6
142	Dhaka CWH	Harirampur	39,452	12,433	3.2	86,425	4,610	18.7	82	3	27.3	1,293	345	3.7	1,073	26	41.3
143	Dhaka CWH	Kaliakair	47,857	24,321	2.0	20,668	15,658	1.3	111	30	3.7	1,605	816	2.0	100	43	2.3
144	Dhaka CWH	Kaliganj	61,520	31,201	2.0	45,200	11,518	3.9	84	11	7.6	3,288	1,551	2.1	250	22	11.4
145	Dhaka CWH	Kapasia	82,140	19,857	4.1	30,210	13,742	2.2	91	6	15.2	1,524	643	2.4	200	51	3.9
146	Dhaka CWH	Keraniganj	70,500	36,326	1.9	46,420	16,076	2.9	225	81	2.8	5,636	2,692	2.1	250	96	2.6
147	Dhaka CWH	Lohajang	20,928	9,975	2.1	35,038	6,378	5.5	95	4	23.8	1,548	519	3.0	300	28	10.7
148	Dhaka CWH	Manikganj Sadar	47,700	23,660	2.0	65,280	9,133	7.1	312	11	28.4	1,770	805	2.2	400	119	3.4
149	Dhaka CWH	Manohardi	24,500	12,613	1.9	77,065	7,605	10.1	105	22	4.8	4,094	1,881	2.2	400	26	15.4
150	Dhaka CWH	Mirpur	68,700	134,724	0.5	58,922	22,956	2.6	555	265	2.1	18,274	7,565	2.4	570	355	1.6

SL	Warehouse Name	Upazila Name	Condom			Shukhi			IUD			Injectables			Implant		
			CBL	AMD	MOS	CBL	AMD	MOS	CBL	AMD	MOS	CBL	AMD	MOS	CBL	AMD	MOS
151	Dhaka CWH	Munshiganj Sadar	48,180	26,641	1.8	53,630	14,691	3.7	136	16	8.5	3,260	1,482	2.2	200	32	6.3
152	Dhaka CWH	Narayanganj Sadar	144,096	72,141	2.0	62,110	38,538	1.6	138	27	5.1	17,327	6,835	2.5	450	91	4.9
153	Dhaka CWH	Narsingdi Sadar	91,482	44,214	2.1	109,862	38,649	2.8	216	97	2.2	18,774	6,144	3.1	400	84	4.8
154	Dhaka CWH	Nawabganj	32,935	14,551	2.3	74,590	7,812	9.5	31	10	3.1	1,399	643	2.2	10	32	0.3
155	Dhaka CWH	Palash	24,000	12,368	1.9	14,740	8,800	1.7	119	9	13.2	2,662	891	3.0	200	25	8.0
156	Dhaka CWH	Roytura	87,636	41,009	2.1	94,860	19,826	4.8	206	58	3.6	9,239	3,537	2.6	300	38	7.9
157	Dhaka CWH	Rupganj	66,124	33,070	2.0	82,896	30,870	2.7	147	33	4.5	6,991	2,846	2.5	300	72	4.2
158	Dhaka CWH	Saturia	26,800	12,570	2.1	15,770	7,894	2.0	125	20	6.3	2,030	581	3.5	300	42	7.1
159	Dhaka CWH	Savar	34,900	71,278	0.5	18,755	22,070	0.8	240	83	2.9	9,171	3,318	2.8	300	74	4.1
160	Dhaka CWH	Serajdikhan	31,088	15,118	2.1	44,780	12,390	3.6	149	22	6.8	2,839	820	3.5	0	45	0.0
161	Dhaka CWH	Shibalaya	31,500	10,698	2.9	20,870	7,411	2.8	62	9	6.9	3,000	795	3.8	150	37	4.1
162	Dhaka CWH	Shibpur	35,708	17,984	2.0	66,960	11,940	5.6	50	10	5.0	4,053	1,671	2.4	100	37	2.7
163	Dhaka CWH	Singair	56,120	18,944	3.0	126,140	9,819	12.8	125	12	10.4	1,625	609	2.7	200	40	5.0
164	Dhaka CWH	Sonargaon	44,657	24,031	1.9	49,826	19,234	2.6	132	17	7.8	6,495	2,681	2.4	200	41	4.9
165	Dhaka CWH	Sreenagar	9,868	13,048	0.8	111,040	7,995	13.9	20	17	1.2	667	638	1.0	0	37	0.0
166	Dhaka CWH	Sreepur	46,860	23,382	2.0	32,250	16,735	1.9	70	22	3.2	3,403	1,253	2.7	400	57	7.0
167	Dhaka CWH	Tejgaon	149,300	167,286	0.9	139,680	47,558	2.9	535	343	1.6	18,250	9,409	1.9	180	495	0.4
168	Dhaka CWH	Tongi	49,664	24,579	2.0	37,440	7,623	4.9	92	35	2.6	1,279	647	2.0	360	44	8.2
169	Dhaka CWH	Tongibari	25,584	10,709	2.4	50,250	7,321	6.9	94	7	13.4	1,526	411	3.7	350	18	19.4
170	Dinajpur RWH	Atwari	12,514	2,367	5.3	28,810	5,117	5.6	132	3	44.0	1,870	620	3.0	100	22	4.5
171	Dinajpur RWH	Baliadangi	21,600	2,886	7.5	36,570	5,751	6.4	143	5	28.6	3,776	1,504	2.5	250	23	10.9
172	Dinajpur RWH	Biral	28,826	7,193	4.0	49,525	10,491	4.7	184	7	26.3	6,547	725	9.0	10	54	0.2
173	Dinajpur RWH	Birampur	27,000	5,008	5.4	33,150	5,019	6.6	143	10	14.3	2,797	230	12.2	50	40	1.3
174	Dinajpur RWH	Birganj	18,876	8,904	2.1	53,760	17,166	3.1	213	15	14.2	5,000	1,769	2.8	50	106	0.5
175	Dinajpur RWH	Bochaganj	23,844	4,302	5.5	48,745	7,426	6.6	203	15	13.5	2,719	636	4.3	300	58	5.2

SL	Warehouse Name	Upazila Name	Condom			Shukhi			IUD			Injectables			Implant		
			CBL	AMD	MOS	CBL	AMD	MOS	CBL	AMD	MOS	CBL	AMD	MOS	CBL	AMD	MOS
176	Dinajpur RWH	Boda	22,400	6,044	3.7	21,040	14,573	1.4	139	5	27.8	4,779	1,909	2.5	200	68	2.9
177	Dinajpur RWH	Chirirbandar	18,989	6,614	2.9	65,504	10,880	6.0	129	6	21.5	3,232	1,233	2.6	0	85	0.0
178	Dinajpur RWH	Debiganj	32,400	7,360	4.4	56,800	14,361	4.0	222	21	10.6	6,506	2,703	2.4	50	53	0.9
179	Dinajpur RWH	Dinajpur Sadar	45,200	21,606	2.1	57,260	12,952	4.4	243	25	9.7	6,436	2,183	2.9	20	202	0.1
180	Dinajpur RWH	Fulbari	21,468	7,866	2.7	34,360	7,606	4.5	188	19	9.9	3,043	301	10.1	50	35	1.4
181	Dinajpur RWH	Haripur	15,400	2,733	5.6	23,583	5,621	4.2	71	6	11.8	2,594	377	6.9	2	8	0.3
182	Dinajpur RWH	Kaharole	20,100	2,989	6.7	22,980	9,637	2.4	170	10	17.0	2,770	571	4.9	0	80	0.0
183	Dinajpur RWH	Khansama	16,500	3,828	4.3	42,940	11,557	3.7	166	9	18.4	500	1,453	0.3	0	94	0.0
184	Dinajpur RWH	Nawabganj	30,400	9,073	3.4	43,540	10,085	4.3	146	5	29.2	3,948	1,162	3.4	200	50	4.0
185	Dinajpur RWH	Panchagarh Sadar	23,300	7,440	3.1	19,830	10,602	1.9	188	15	12.5	4,836	1,888	2.6	350	30	11.7
186	Dinajpur RWH	Parbatipur	37,380	19,000	2.0	45,600	11,292	4.0	274	33	8.3	4,417	1,676	2.6	50	100	0.5
187	Dinajpur RWH	Pirganj	21,900	5,016	4.4	49,228	9,567	5.1	117	24	4.9	2,980	866	3.4	300	54	5.6
188	Dinajpur RWH	Ranisankail	21,216	3,964	5.4	15,380	11,416	1.3	118	6	19.7	2,372	932	2.5	200	44	4.5
189	Dinajpur RWH	Tentulia	17,472	4,235	4.1	21,040	5,252	4.0	102	13	7.8	2,743	459	6.0	50	37	1.4
190	Dinajpur RWH	Thakurgaon Sadar	33,300	14,926	2.2	56,285	20,733	2.7	240	12	20.0	12,067	4,951	2.4	10	111	0.1
191	Faridpur RWH	Alfadanga	69,812	5,868	11.9	10,155	3,300	3.1	72	3	24.0	866	459	1.9	300	50	6.0
192	Faridpur RWH	Baliakandi	229,128	13,547	16.9	37,097	9,927	3.7	120	21	5.7	3,323	786	4.2	100	31	3.2
193	Faridpur RWH	Bhanga	95,025	22,250	4.3	99,677	13,865	7.2	150	56	2.7	289	788	0.4	200	109	1.8
194	Faridpur RWH	Bhedarganj	25,048	6,266	4.0	37,010	7,740	4.8	273	15	18.2	2,386	1,429	1.7	300	34	8.8
195	Faridpur RWH	Boalmari	33,788	11,485	2.9	44,825	10,092	4.4	53	9	5.9	2,611	890	2.9	100	54	1.9
196	Faridpur RWH	Char Bhadrasan	17,422	5,314	3.3	5,295	2,736	1.9	46	9	5.1	636	129	4.9	100	26	3.8
197	Faridpur RWH	Damudya	20,640	3,998	5.2	19,160	2,771	6.9	126	11	11.5	497	274	1.8	100	9	11.1
198	Faridpur RWH	Faridpur Sadar	80,808	39,440	2.0	42,875	18,415	2.3	80	19	4.2	6,600	2,848	2.3	650	40	16.3
199	Faridpur RWH	Goalanda	308,904	5,232	59.0	36,365	3,774	9.6	62	7	8.9	539	655	0.8	200	49	4.1
200	Faridpur RWH	Gopalganj Sadar	83,782	28,634	2.9	45,785	15,397	3.0	44	21	2.1	3,094	1,113	2.8	350	115	3.0

SL	Warehouse Name	Upazila Name	Condom			Shukhi			IUD			Injectables			Implant		
			CBL	AMD	MOS	CBL	AMD	MOS	CBL	AMD	MOS	CBL	AMD	MOS	CBL	AMD	MOS
201	Faridpur RWH	Gosairhat	230,280	8,421	27.3	18,485	6,866	2.7	109	14	7.8	1,360	804	1.7	200	21	9.5
202	Faridpur RWH	Kalkini	67,500	16,286	4.1	51,905	13,901	3.7	211	25	8.4	2,355	1,308	1.8	300	38	7.9
203	Faridpur RWH	Kalukhali	47,900	7,276	6.6	40,110	8,021	5.0	205	5	41.0	1,479	429	3.4	100	32	3.1
204	Faridpur RWH	Kashiani	52,476	14,417	3.6	33,260	9,519	3.5	25	9	2.8	1,342	718	1.9	300	47	6.4
205	Faridpur RWH	Kotalipara	38,100	11,236	3.4	63,575	15,515	4.1	60	5	12.0	2,404	738	3.3	150	52	2.9
206	Faridpur RWH	Madaripur Sadar	45,104	16,193	2.8	53,025	20,437	2.6	157	41	3.8	4,717	3,299	1.4	100	56	1.8
207	Faridpur RWH	Madhukhali	251,172	9,826	25.6	44,540	10,698	4.2	176	37	4.8	1,698	866	2.0	300	50	6.0
208	Faridpur RWH	Muksudpur	45,996	22,265	2.1	61,370	24,288	2.5	49	14	3.5	3,546	1,829	1.9	100	45	2.2
209	Faridpur RWH	Nagarkanda	66,384	13,948	4.8	42,150	10,337	4.1	227	20	11.4	1,701	471	3.6	100	28	3.6
210	Faridpur RWH	Naria	229,919	9,074	25.3	29,555	9,839	3.0	80	8	10.0	1,284	572	2.2	50	32	1.6
211	Faridpur RWH	Pangsha	134,600	13,044	10.3	26,170	10,977	2.4	37	15	2.5	2,054	1,042	2.0	500	76	6.6
212	Faridpur RWH	Rajbari Sadar	60,488	20,629	2.9	65,415	12,028	5.4	277	84	3.3	3,591	1,341	2.7	400	163	2.5
213	Faridpur RWH	Rajoir	31,188	8,821	3.5	28,407	10,450	2.7	57	5	11.4	1,752	860	2.0	100	31	3.2
214	Faridpur RWH	Sadarpur	165,347	17,148	9.6	21,845	7,278	3.0	77	5	15.4	2,005	487	4.1	200	44	4.5
215	Faridpur RWH	Saltha	57,768	10,464	5.5	29,730	8,162	3.6	67	15	4.5	1,075	497	2.2	100	61	1.6
216	Faridpur RWH	Shariatpur Sadar	23,980	8,333	2.9	22,625	6,813	3.3	219	44	5.0	1,688	589	2.9	50	63	0.8
217	Faridpur RWH	Shib Char	23,836	16,573	1.4	42,820	14,468	3.0	123	17	7.2	1,518	1,397	1.1	100	42	2.4
218	Faridpur RWH	Tungipara	22,684	8,353	2.7	22,915	5,598	4.1	95	3	31.7	1,247	421	3.0	100	34	2.9
219	Faridpur RWH	Zanjira	151,869	12,096	12.6	29,836	7,186	4.2	65	16	4.1	2,365	716	3.3	150	22	6.8
220	Jamalpur RWH	Bakshiganj	21,308	11,156	1.9	10,350	10,630	1.0	18	2	9.0	1,172	739	1.6	150	32	4.7
221	Jamalpur RWH	Char Rajibpur	34,800	13,912	2.5	11,500	3,125	3.7	56	2	28.0	2,311	806	2.9	150	30	5.0
222	Jamalpur RWH	Dewanganj	36,380	19,285	1.9	24,960	10,905	2.3	43	6	7.2	3,925	1,938	2.0	400	68	5.9
223	Jamalpur RWH	Islampur	52,972	29,477	1.8	60,290	18,492	3.3	134	24	5.6	2,861	1,326	2.2	200	43	4.7
224	Jamalpur RWH	Jamalpur Sadar	61,200	48,128	1.3	54,320	38,213	1.4	70	31	2.3	9,000	4,457	2.0	300	85	3.5
225	Jamalpur RWH	Jhenaigati	39,775	12,477	3.2	35,760	13,307	2.7	34	4	8.5	3,641	1,624	2.2	100	36	2.8

SL	Warehouse Name	Upazila Name	Condom			Shukhi			IUD			Injectables			Implant		
			CBL	AMD	MOS	CBL	AMD	MOS	CBL	AMD	MOS	CBL	AMD	MOS	CBL	AMD	MOS
226	Jamalpur RWH	Madarganj	24,210	11,554	2.1	27,840	11,041	2.5	120	10	12.0	1,650	579	2.8	400	67	6.0
227	Jamalpur RWH	Melandaha	23,700	15,606	1.5	21,120	15,834	1.3	85	18	4.7	2,020	1,179	1.7	200	58	3.4
228	Jamalpur RWH	Nakla	28,908	12,117	2.4	44,150	10,665	4.1	69	7	9.9	2,340	1,162	2.0	50	37	1.4
229	Jamalpur RWH	Nalitabari	41,040	16,062	2.6	30,450	13,456	2.3	107	8	13.4	2,812	1,277	2.2	100	42	2.4
230	Jamalpur RWH	Raumari	41,100	18,457	2.2	21,120	8,758	2.4	23	14	1.6	2,513	1,283	2.0	200	36	5.6
231	Jamalpur RWH	Sarishabari	54,600	30,632	1.8	52,800	18,774	2.8	151	28	5.4	3,360	1,464	2.3	100	35	2.9
232	Jamalpur RWH	Sherpur Sadar	49,100	28,419	1.7	49,070	25,203	1.9	122	15	8.1	6,860	3,792	1.8	300	61	4.9
233	Jamalpur RWH	Sreebardi	30,890	16,923	1.8	47,309	14,491	3.3	51	5	10.2	1,495	744	2.0	260	57	4.6
234	Jashore RWH	Abhaynagar	28,716	17,728	1.6	12,275	9,868	1.2	187	6	31.2	2,820	1,466	1.9	150	36	4.2
235	Jashore RWH	Bagher Para	42,320	11,218	3.8	24,975	7,836	3.2	109	7	15.6	2,020	942	2.1	0	33	0.0
236	Jashore RWH	Chaugachha	40,500	20,423	2.0	13,875	10,657	1.3	81	4	20.3	1,791	791	2.3	100	43	2.3
237	Jashore RWH	Harinakunda	18,588	9,958	1.9	34,245	11,765	2.9	93	8	11.6	1,589	756	2.1	100	51	2.0
238	Jashore RWH	Jashore Sadar	146,668	61,625	2.4	93,402	30,937	3.0	145	25	5.8	7,475	3,122	2.4	30	82	0.4
239	Jashore RWH	Jhenaidah Sadar	32,655	19,643	1.7	25,885	14,581	1.8	136	36	3.8	3,000	1,512	2.0	0	63	0.0
240	Jashore RWH	Jhikargachha	39,900	19,059	2.1	36,380	10,072	3.6	120	8	15.0	2,500	1,224	2.0	55	30	1.8
241	Jashore RWH	Kalia	38,088	18,235	2.1	51,700	12,169	4.2	320	11	29.1	1,718	760	2.3	400	71	5.6
242	Jashore RWH	Kaliganj	35,888	16,252	2.2	41,520	12,111	3.4	77	4	19.3	1,442	732	2.0	250	53	4.7
243	Jashore RWH	Keshabpur	24,900	13,389	1.9	46,500	8,605	5.4	295	5	59.0	3,129	1,754	1.8	250	28	8.9
244	Jashore RWH	Kotchandpur	13,900	6,256	2.2	37,195	4,721	7.9	50	2	25.0	900	469	1.9	300	25	12.0
245	Jashore RWH	Lohagara	40,948	17,487	2.3	46,335	10,489	4.4	192	5	38.4	3,200	1,589	2.0	850	25	34.0
246	Jashore RWH	Magura Sadar	58,584	25,562	2.3	32,280	22,278	1.4	188	60	3.1	5,069	2,596	2.0	100	119	0.8
247	Jashore RWH	Maheshpur	23,210	12,641	1.8	53,698	9,647	5.6	219	12	18.3	3,165	2,188	1.4	200	26	7.7
248	Jashore RWH	Manirampur	54,400	30,444	1.8	42,585	21,503	2.0	186	5	37.2	10,435	5,147	2.0	200	39	5.1
249	Jashore RWH	Mohammadpur	34,728	7,613	4.6	44,340	9,252	4.8	290	7	41.4	1,793	777	2.3	50	21	2.4
250	Jashore RWH	Narail Sadar	47,986	22,279	2.2	37,005	15,915	2.3	233	10	23.3	3,475	1,679	2.1	100	25	4.0

SL	Warehouse Name	Upazila Name	Condom			Shukhi			IUD			Injectables			Implant		
			CBL	AMD	MOS	CBL	AMD	MOS	CBL	AMD	MOS	CBL	AMD	MOS	CBL	AMD	MOS
251	Jashore RWH	Shailkupa	42,792	20,045	2.1	44,535	15,499	2.9	348	8	43.5	3,019	1,511	2.0	400	60	6.7
252	Jashore RWH	Shalikha	14,412	7,418	1.9	52,330	8,756	6.0	110	5	22.0	1,197	592	2.0	100	30	3.3
253	Jashore RWH	Sharsha	67,452	39,157	1.7	31,870	13,517	2.4	127	10	12.7	4,879	2,667	1.8	150	31	4.8
254	Jashore RWH	Sreepur	57,288	9,700	5.9	21,835	8,537	2.6	107	4	26.8	1,223	638	1.9	200	35	5.7
255	Khulna RWH	Assasuni	57,144	13,832	4.1	111,250	21,152	5.3	55	5	11.0	3,687	1,343	2.7	250	36	6.9
256	Khulna RWH	Bagerhat Sadar	37,224	15,953	2.3	45,350	12,836	3.5	82	6	13.7	5,301	1,032	5.1	90	51	1.8
257	Khulna RWH	Batiaghata	190,800	11,109	17.2	148,540	9,656	15.4	35	5	7.0	600	640	0.9	150	39	3.8
258	Khulna RWH	Chitalmari	69,828	17,477	4.0	240,880	10,715	22.5	50	4	12.5	4,684	1,502	3.1	300	32	9.4
259	Khulna RWH	Dacope	54,600	6,170	8.8	398,070	6,953	57.3	56	18	3.1	2,392	466	5.1	150	94	1.6
260	Khulna RWH	Daulatpur	142,600	50,022	2.9	176,114	23,787	7.4	90	11	8.2	12,400	3,912	3.2	200	35	5.7
261	Khulna RWH	Debhata	51,000	13,278	3.8	54,405	8,372	6.5	75	3	25.0	1,943	416	4.7	200	16	12.5
262	Khulna RWH	Dumuria	208,800	26,595	7.9	345,915	24,281	14.2	94	25	3.8	8,314	2,221	3.7	400	88	4.5
263	Khulna RWH	Fakirhat	52,400	8,949	5.9	145,280	7,072	20.5	66	3	22.0	1,627	435	3.7	300	22	13.6
264	Khulna RWH	Kachua	27,852	6,115	4.6	50,680	5,203	9.7	44	7	6.3	1,600	479	3.3	100	20	5.0
265	Khulna RWH	Kalaroa	132,600	21,866	6.1	279,985	7,367	38.0	82	3	27.3	3,667	986	3.7	400	16	25.0
266	Khulna RWH	Kaliganj	74,400	27,384	2.7	108,525	21,718	5.0	118	4	29.5	3,941	1,410	2.8	200	48	4.2
267	Khulna RWH	Khulna Sadar	822,444	60,910	13.5	730,575	14,054	52.0	259	105	2.5	9,988	2,713	3.7	370	31	11.9
268	Khulna RWH	Koyra	787,800	12,759	61.7	130,525	17,888	7.3	43	10	4.3	3,148	611	5.2	300	59	5.1
269	Khulna RWH	Mollahat	70,167	8,129	8.6	213,100	9,144	23.3	29	2	14.5	1,275	455	2.8	300	31	9.7
270	Khulna RWH	Mongla	78,656	11,593	6.8	72,613	8,650	8.4	74	6	12.3	4,460	995	4.5	300	26	11.5
271	Khulna RWH	Morrelganj	73,300	13,810	5.3	581,845	15,797	36.8	259	45	5.8	6,008	1,516	4.0	350	63	5.6
272	Khulna RWH	Paikgachha	283,200	13,464	21.0	401,805	19,007	21.1	51	5	10.2	2,826	916	3.1	150	51	2.9
273	Khulna RWH	Phultala	650,400	11,993	54.2	566,905	4,577	123.9	85	21	4.0	1,545	557	2.8	200	45	4.4
274	Khulna RWH	Rampal	61,400	12,258	5.0	66,990	9,590	7.0	93	4	23.3	1,680	402	4.2	200	27	7.4
275	Khulna RWH	Rupsa	46,000	13,433	3.4	46,430	9,470	4.9	65	13	5.0	1,829	432	4.2	200	39	5.1

SL	Warehouse Name	Upazila Name	Condom			Shukhi			IUD			Injectables			Implant		
			CBL	AMD	MOS	CBL	AMD	MOS	CBL	AMD	MOS	CBL	AMD	MOS	CBL	AMD	MOS
276	Khulna RWH	Sarankhola	37,600	6,993	5.4	112,620	5,536	20.3	30	4	7.5	3,277	937	3.5	200	49	4.1
277	Khulna RWH	Satkhira Sadar	112,000	46,288	2.4	76,660	18,223	4.2	104	19	5.5	8,635	3,500	2.5	440	42	10.5
278	Khulna RWH	Shyamnagar	58,160	19,640	3.0	88,170	23,204	3.8	79	7	11.3	3,602	993	3.6	300	51	5.9
279	Khulna RWH	Tala	71,136	19,075	3.7	237,090	16,693	14.2	148	37	4.0	7,302	2,159	3.4	200	46	4.3
280	Khulna RWH	Terokhada	49,300	13,341	3.7	277,790	6,440	43.1	63	3	21.0	542	322	1.7	200	27	7.4
281	Kushtia RWH	Alamdanga	33,899	17,582	1.9	27,630	15,972	1.7	48	8	6.0	3,876	1,881	2.1	0	48	0.0
282	Kushtia RWH	Bheramara	35,244	14,343	2.5	29,415	7,678	3.8	47	3	15.7	2,156	1,006	2.1	50	31	1.6
283	Kushtia RWH	Chuadanga Sadar	62,100	31,553	2.0	28,985	11,085	2.6	51	15	3.4	6,198	2,955	2.1	300	41	7.3
284	Kushtia RWH	Damurhuda	19,052	19,299	1.0	15,140	12,070	1.3	41	10	4.1	2,775	2,878	1.0	50	49	1.0
285	Kushtia RWH	Daulatpur	75,200	38,573	1.9	72,005	18,201	4.0	197	2	98.5	7,031	3,537	2.0	300	35	8.6
286	Kushtia RWH	Gangni	46,932	21,976	2.1	24,415	11,768	2.1	42	7	6.0	8,474	3,677	2.3	400	19	21.1
287	Kushtia RWH	Jiban Nagar	11,900	4,651	2.6	14,260	5,850	2.4	60	18	3.3	2,168	1,057	2.1	100	48	2.1
288	Kushtia RWH	Khoksa	33,300	14,170	2.4	19,570	7,429	2.6	25	2	12.5	699	321	2.2	100	16	6.3
289	Kushtia RWH	Kumarkhali	45,274	21,358	2.1	40,510	10,114	4.0	68	5	13.6	2,454	1,240	2.0	300	43	7.0
290	Kushtia RWH	Kushtia Sadar	63,900	41,755	1.5	42,195	20,576	2.1	133	24	5.5	8,325	3,921	2.1	370	87	4.3
291	Kushtia RWH	Meherpur Sadar	54,732	27,004	2.0	31,500	8,012	3.9	62	7	8.9	5,437	2,540	2.1	50	26	1.9
292	Kushtia RWH	Mirpur	49,100	24,357	2.0	65,125	13,016	5.0	39	4	9.8	3,473	1,823	1.9	300	27	11.1
293	Kushtia RWH	Mujib Nagar	12,052	7,333	1.6	7,365	2,311	3.2	34	8	4.3	1,700	920	1.8	100	11	9.1
294	Mymensingh RWH	Atpara	45,648	5,470	8.3	54,040	7,637	7.1	146	3	48.7	1,821	659	2.8	100	27	3.7
295	Mymensingh RWH	Austagram	68,100	7,664	8.9	38,830	5,355	7.3	100	19	5.3	2,460	752	3.3	200	23	8.7
296	Mymensingh RWH	Bajitpur	75,340	11,906	6.3	152,380	11,053	13.8	110	8	13.8	1,712	675	2.5	300	31	9.7
297	Mymensingh RWH	Barhatta	53,824	10,526	5.1	35,360	12,740	2.8	132	2	66.0	3,230	1,441	2.2	300	60	5.0
298	Mymensingh RWH	Bhairab	91,782	18,383	5.0	64,480	10,092	6.4	139	10	13.9	2,987	1,096	2.7	350	66	5.3
299	Mymensingh RWH	Bhaluka	60,000	33,397	1.8	155,520	23,086	6.7	220	52	4.2	4,215	1,581	2.7	300	47	6.4
300	Mymensingh RWH	Dharampasha	89,560	17,246	5.2	79,600	14,539	5.5	95	9	10.6	3,419	1,269	2.7	300	130	2.3

SL	Warehouse Name	Upazila Name	Condom			Shukhi			IUD			Injectables			Implant		
			CBL	AMD	MOS	CBL	AMD	MOS	CBL	AMD	MOS	CBL	AMD	MOS	CBL	AMD	MOS
301	Mymensingh RWH	Dhobaura	62,700	11,705	5.4	49,595	11,346	4.4	81	2	40.5	2,400	1,162	2.1	150	27	5.6
302	Mymensingh RWH	Durgapur	62,200	19,539	3.2	61,440	16,141	3.8	132	7	18.9	5,356	2,372	2.3	300	55	5.5
303	Mymensingh RWH	Fulbaria	68,100	20,723	3.3	142,100	31,933	4.4	144	35	4.1	2,677	1,306	2.0	200	45	4.4
304	Mymensingh RWH	Gaffargaon	155,544	27,724	5.6	164,440	22,000	7.5	235	28	8.4	4,753	1,979	2.4	400	67	6.0
305	Mymensingh RWH	Gauripur	172,884	10,388	16.6	309,760	18,830	16.5	111	18	6.2	3,831	1,606	2.4	100	41	2.4
306	Mymensingh RWH	Haluaghat	68,400	11,608	5.9	76,600	19,017	4.0	86	13	6.6	2,532	1,289	2.0	200	44	4.5
307	Mymensingh RWH	Hossainpur	62,290	5,775	10.8	119,530	8,158	14.7	139	12	11.6	1,833	728	2.5	200	41	4.9
308	Mymensingh RWH	Ishwarganj	52,728	18,213	2.9	74,540	41,118	1.8	156	5	31.2	3,614	2,023	1.8	150	42	3.6
309	Mymensingh RWH	Itna	26,516	5,192	5.1	25,360	7,141	3.6	130	3	43.3	627	159	3.9	100	39	2.6
310	Mymensingh RWH	Kalmakanda	40,740	22,438	1.8	33,495	19,818	1.7	100	4	25.0	2,556	1,164	2.2	240	41	5.9
311	Mymensingh RWH	Karimganj	58,548	9,797	6.0	214,560	13,189	16.3	169	11	15.4	1,857	689	2.7	150	74	2.0
312	Mymensingh RWH	Katiadi	47,500	14,971	3.2	83,238	12,273	6.8	187	26	7.2	2,952	1,252	2.4	300	57	5.3
313	Mymensingh RWH	Kendua	58,760	17,701	3.3	38,350	25,065	1.5	196	10	19.6	2,894	1,260	2.3	426	62	6.9
314	Mymensingh RWH	Khaliajuri	37,376	6,085	6.1	14,950	6,124	2.4	100	5	20.0	996	365	2.7	100	35	2.9
315	Mymensingh RWH	Kishoreganj Sadar	50,460	26,537	1.9	38,890	21,237	1.8	350	46	7.6	3,658	2,036	1.8	150	63	2.4
316	Mymensingh RWH	Kuliar Char	54,500	8,135	6.7	71,740	7,536	9.5	160	4	40.0	1,319	666	2.0	200	43	4.7
317	Mymensingh RWH	Madan	49,184	9,366	5.3	55,650	10,174	5.5	215	6	35.8	2,101	603	3.5	200	49	4.1
318	Mymensingh RWH	Mithamain	29,844	9,111	3.3	26,920	7,547	3.6	75	7	10.7	704	224	3.1	200	37	5.4
319	Mymensingh RWH	Mohanganj	41,650	7,022	5.9	30,620	10,331	3.0	136	9	15.1	2,528	989	2.6	205	56	3.7
320	Mymensingh RWH	Muktagachha	54,112	22,722	2.4	146,160	29,724	4.9	122	10	12.2	4,362	2,037	2.1	300	58	5.2
321	Mymensingh RWH	Mymensingh Sadar	187,088	46,518	4.0	131,550	39,450	3.3	230	71	3.2	9,186	3,356	2.7	457	149	3.1
322	Mymensingh RWH	Nandail	58,042	13,019	4.5	83,200	41,467	2.0	145	18	8.1	4,406	2,270	1.9	300	78	3.8
323	Mymensingh RWH	Netrakona Sadar	42,955	18,045	2.4	47,200	24,810	1.9	254	9	28.2	6,096	2,491	2.4	500	83	6.0
324	Mymensingh RWH	Nikli	32,869	4,836	6.8	26,540	4,932	5.4	146	15	9.7	1,211	507	2.4	150	58	2.6
325	Mymensingh RWH	Pakundia	53,592	8,697	6.2	39,140	8,558	4.6	99	16	6.2	1,581	632	2.5	150	51	2.9

SL	Warehouse Name	Upazila Name	Condom			Shukhi			IUD			Injectables			Implant		
			CBL	AMD	MOS	CBL	AMD	MOS	CBL	AMD	MOS	CBL	AMD	MOS	CBL	AMD	MOS
326	Mymensingh RWH	Phulpur	174,500	18,866	9.2	106,910	36,413	2.9	145	36	4.0	6,597	2,520	2.6	300	143	2.1
327	Mymensingh RWH	Purbadhala	40,949	12,027	3.4	154,086	19,918	7.7	117	3	39.0	3,375	1,942	1.7	200	59	3.4
328	Mymensingh RWH	Tarail	49,040	11,160	4.4	158,430	9,571	16.6	125	13	9.6	1,472	560	2.6	250	20	12.5
329	Mymensingh RWH	Trishal	61,306	29,141	2.1	144,760	36,989	3.9	166	27	6.1	3,862	1,618	2.4	300	72	4.2
330	Noakhali RWH	Begumganj	15,400	18,821	0.8	4,920	10,951	0.4	124	71	1.7	1,516	1,798	0.8	10	109	0.1
331	Noakhali RWH	Chatkhil	9,300	3,334	2.8	3,349	3,327	1.0	93	16	5.8	676	702	1.0	101	38	2.7
332	Noakhali RWH	Chhagalnaiya	14,200	5,891	2.4	5,695	4,464	1.3	130	16	8.1	2,382	746	3.2	170	35	4.9
333	Noakhali RWH	Companiganj	15,812	6,114	2.6	5,160	4,341	1.2	85	11	7.7	1,971	1,036	1.9	150	43	3.5
334	Noakhali RWH	Daganbhuiyan	26,716	11,596	2.3	7,000	5,242	1.3	100	14	7.1	2,697	917	2.9	100	30	3.3
335	Noakhali RWH	Feni Sadar	41,100	31,833	1.3	18,380	12,414	1.5	403	158	2.6	6,956	3,207	2.2	690	97	7.1
336	Noakhali RWH	Fulgazi	11,124	4,346	2.6	10,645	2,961	3.6	78	14	5.6	1,094	391	2.8	200	19	10.5
337	Noakhali RWH	Hatiya	67,036	20,219	3.3	61,724	17,489	3.5	459	68	6.8	13,378	3,172	4.2	800	155	5.2
338	Noakhali RWH	Kabirhat	14,178	6,685	2.1	10,820	5,154	2.1	100	13	7.7	2,980	1,205	2.5	5	49	0.1
339	Noakhali RWH	Kamalnagar	18,804	6,555	2.9	11,620	5,572	2.1	155	42	3.7	6,228	3,122	2.0	105	62	1.7
340	Noakhali RWH	Lakshmpur Sadar	24,184	14,694	1.6	7,585	11,920	0.6	140	28	5.0	12,526	6,040	2.1	900	69	13.0
341	Noakhali RWH	Noakhali Sadar	22,524	23,500	1.0	12,035	9,160	1.3	119	82	1.5	2,818	2,666	1.1	100	134	0.7
342	Noakhali RWH	Parshuram	6,211	3,121	2.0	3,650	2,628	1.4	121	18	6.7	875	317	2.8	200	37	5.4
343	Noakhali RWH	Ramganj	12,096	5,518	2.2	5,620	4,317	1.3	43	12	3.6	2,806	1,417	2.0	100	41	2.4
344	Noakhali RWH	Ramgati	21,475	3,917	5.5	7,000	5,008	1.4	128	19	6.7	6,430	2,967	2.2	200	66	3.0
345	Noakhali RWH	Roypur	14,300	3,357	4.3	10,580	6,163	1.7	132	35	3.8	3,717	1,233	3.0	0	35	0.0
346	Noakhali RWH	Senbagh	17,700	7,931	2.2	8,535	5,918	1.4	116	14	8.3	3,010	1,350	2.2	50	59	0.8
347	Noakhali RWH	Sonagazi	20,707	9,959	2.1	6,480	6,063	1.1	92	24	3.8	4,344	1,884	2.3	150	49	3.1
348	Noakhali RWH	Sonaimuri	18,800	7,701	2.4	1,070	5,292	0.2	56	14	4.0	3,315	1,702	1.9	120	63	1.9
349	Noakhali RWH	Subarnachar	16,400	10,906	1.5	5,165	7,116	0.7	75	12	6.3	2,693	1,237	2.2	50	90	0.6
350	Pabna RWH	Atgharia	50,700	11,249	4.5	14,880	8,458	1.8	127	5	25.4	3,078	492	6.3	50	23	2.2

SL	Warehouse Name	Upazila Name	Condom			Shukhi			IUD			Injectables			Implant		
			CBL	AMD	MOS	CBL	AMD	MOS	CBL	AMD	MOS	CBL	AMD	MOS	CBL	AMD	MOS
351	Pabna RWH	Belkuchi	109,784	40,732	2.7	30,730	16,353	1.9	180	8	22.5	6,191	1,739	3.6	150	28	5.4
352	Pabna RWH	Bera	167,500	9,784	17.1	100,965	10,084	10.0	244	56	4.4	5,803	1,260	4.6	250	26	9.6
353	Pabna RWH	Bhangura	119,664	6,310	19.0	17,655	4,064	4.3	61	8	7.6	563	151	3.7	60	22	2.7
354	Pabna RWH	Chatmohar	134,748	28,926	4.7	28,320	24,485	1.2	545	22	24.8	6,247	1,521	4.1	300	36	8.3
355	Pabna RWH	Faridpur	122,748	7,754	15.8	14,070	6,309	2.2	104	11	9.5	4,166	942	4.4	100	25	4.0
356	Pabna RWH	Ishwardi	128,064	31,730	4.0	36,740	18,531	2.0	173	19	9.1	8,239	1,294	6.4	400	75	5.3
357	Pabna RWH	Kamarkhanda	84,034	11,535	7.3	46,320	7,622	6.1	137	15	9.1	4,137	906	4.6	200	30	6.7
358	Pabna RWH	Kazipur	77,500	27,167	2.9	37,524	11,236	3.3	149	100	1.5	6,757	2,197	3.1	200	77	2.6
359	Pabna RWH	Pabna Sadar	87,988	67,762	1.3	15,900	28,631	0.6	213	82	2.6	12,496	5,554	2.2	350	80	4.4
360	Pabna RWH	Royganj	100,300	21,098	4.8	45,840	19,009	2.4	159	24	6.6	6,934	1,606	4.3	150	10	15.0
361	Pabna RWH	Santhia	130,500	26,119	5.0	63,375	15,438	4.1	82	24	3.4	7,200	3,656	2.0	250	52	4.8
362	Pabna RWH	Shahjadpur	139,508	29,852	4.7	36,075	19,374	1.9	294	87	3.4	9,133	3,742	2.4	400	119	3.4
363	Pabna RWH	Sirajganj Sadar	97,112	37,016	2.6	18,720	19,188	1.0	259	47	5.5	11,438	3,030	3.8	50	43	1.2
364	Pabna RWH	Sujanagar	209,700	13,106	16.0	40,810	11,410	3.6	130	11	11.8	7,502	1,644	4.6	250	42	6.0
365	Pabna RWH	Tarash	105,600	16,073	6.6	42,480	14,151	3.0	100	36	2.8	7,099	1,283	5.5	100	18	5.6
366	Pabna RWH	Ullah Para	225,448	46,230	4.9	54,240	29,032	1.9	379	116	3.3	14,629	4,618	3.2	200	26	7.7
367	Patuakhali RWH	Amtali	30,860	14,698	2.1	38,425	20,039	1.9	107	11	9.7	4,086	2,156	1.9	100	109	0.9
368	Patuakhali RWH	Bamna	11,900	4,400	2.7	20,715	4,478	4.6	50	9	5.6	617	216	2.9	150	52	2.9
369	Patuakhali RWH	Barguna Sadar	20,900	9,100	2.3	21,305	12,715	1.7	130	38	3.4	7,350	3,307	2.2	200	103	1.9
370	Patuakhali RWH	Bauphal	25,224	8,015	3.1	46,890	14,000	3.3	164	49	3.3	4,812	1,876	2.6	200	120	1.7
371	Patuakhali RWH	Betagi	36,700	5,587	6.6	18,060	5,243	3.4	35	8	4.4	1,355	583	2.3	300	32	9.4
372	Patuakhali RWH	Dashmina	15,754	3,678	4.3	18,110	6,328	2.9	52	7	7.4	1,845	850	2.2	650	67	9.7
373	Patuakhali RWH	Dumki	17,160	3,732	4.6	7,585	3,092	2.5	55	8	6.9	861	368	2.3	100	18	5.6
374	Patuakhali RWH	Galachipa	28,244	13,131	2.2	41,975	22,444	1.9	113	26	4.3	4,111	4,000	1.0	150	110	1.4
375	Patuakhali RWH	Kalapara	21,584	12,609	1.7	30,045	16,348	1.8	87	17	5.1	6,542	2,937	2.2	370	32	11.6

SL	Warehouse Name	Upazila Name	Condom			Shukhi			IUD			Injectables			Implant		
			CBL	AMD	MOS	CBL	AMD	MOS	CBL	AMD	MOS	CBL	AMD	MOS	CBL	AMD	MOS
376	Patuakhali RWH	Mirzaganj	33,988	5,877	5.8	31,860	6,284	5.1	90	3	30.0	1,194	575	2.1	150	21	7.1
377	Patuakhali RWH	Patharghata	22,092	6,844	3.2	20,586	9,042	2.3	88	15	5.9	2,301	1,299	1.8	100	81	1.2
378	Patuakhali RWH	Patuakhali Sadar	33,063	17,041	1.9	33,763	15,640	2.2	162	71	2.3	6,071	3,300	1.8	0	130	0.0
379	Rajshahi RWH	Bagatipara	52,284	16,904	3.1	31,450	6,193	5.1	46	3	15.3	291	315	0.9	50	44	1.1
380	Rajshahi RWH	Bagha	33,900	30,589	1.1	11,520	9,997	1.2	43	4	10.8	1,419	1,540	0.9	50	27	1.9
381	Rajshahi RWH	Baghmara	181,900	36,892	4.9	77,300	25,028	3.1	62	23	2.7	1,909	2,075	0.9	100	31	3.2
382	Rajshahi RWH	Baraigram	62,700	15,797	4.0	51,180	10,183	5.0	74	20	3.7	1,030	1,289	0.8	40	56	0.7
383	Rajshahi RWH	Bholahat	14,940	6,861	2.2	8,085	4,771	1.7	40	2	20.0	454	485	0.9	100	21	4.8
384	Rajshahi RWH	Boalia	86,400	46,472	1.9	14,880	5,340	2.8	76	20	3.8	1,350	2,002	0.7	120	108	1.1
385	Rajshahi RWH	Chapai Nababganj Sadar	36,900	43,037	0.9	50,800	12,951	3.9	170	43	4.0	1,413	2,640	0.5	50	18	2.8
386	Rajshahi RWH	Charghat	76,500	23,185	3.3	18,240	10,251	1.8	100	6	16.7	108	674	0.2	50	59	0.8
387	Rajshahi RWH	Durgapur	40,764	19,459	2.1	21,180	7,294	2.9	54	2	27.0	468	308	1.5	50	26	1.9
388	Rajshahi RWH	Godagari	127,800	31,422	4.1	71,910	11,153	6.4	107	6	17.8	2,815	2,009	1.4	150	36	4.2
389	Rajshahi RWH	Gomastapur	35,100	25,697	1.4	28,212	11,332	2.5	147	10	14.7	636	523	1.2	300	18	16.7
390	Rajshahi RWH	Gurudaspur	100,728	21,630	4.7	33,990	10,659	3.2	71	5	14.2	579	685	0.8	400	83	4.8
391	Rajshahi RWH	Lalpur	85,417	22,346	3.8	86,260	15,666	5.5	40	9	4.4	1,828	1,508	1.2	15	51	0.3
392	Rajshahi RWH	Mohanpur	47,172	14,798	3.2	22,755	7,462	3.0	106	3	35.3	513	996	0.5	150	24	6.3
393	Rajshahi RWH	Nachole	16,200	11,400	1.4	9,765	4,621	2.1	33	3	11.0	850	664	1.3	50	10	5.0
394	Rajshahi RWH	Natore Sadar	92,160	33,655	2.7	59,040	14,618	4.0	124	19	6.5	1,910	944	2.0	20	103	0.2
395	Rajshahi RWH	Paba	125,700	45,849	2.7	54,510	9,618	5.7	20	3	6.7	4,790	2,876	1.7	150	31	4.8
396	Rajshahi RWH	Puthia	57,489	25,383	2.3	13,520	12,686	1.1	37	6	6.2	679	974	0.7	50	24	2.1
397	Rajshahi RWH	Shibganj	72,000	48,298	1.5	28,800	21,660	1.3	50	7	7.1	1,500	1,831	0.8	100	21	4.8
398	Rajshahi RWH	Singra	127,486	21,804	5.8	67,010	15,480	4.3	52	11	4.7	1,133	1,085	1.0	100	122	0.8
399	Rajshahi RWH	Tanore	63,900	23,104	2.8	36,480	13,200	2.8	76	3	25.3	622	919	0.7	450	35	12.9
400	Rangamati RWH	Baghaichhari	33,394	9,592	3.5	21,704	5,669	3.8	72	3	24.0	1,249	348	3.6	150	20	7.5

SL	Warehouse Name	Upazila Name	Condom			Shukhi			IUD			Injectables			Implant		
			CBL	AMD	MOS	CBL	AMD	MOS	CBL	AMD	MOS	CBL	AMD	MOS	CBL	AMD	MOS
401	Rangamati RWH	Barkal	22,200	3,827	5.8	21,795	3,461	6.3	45	3	15.0	1,837	397	4.6	100	13	7.7
402	Rangamati RWH	Belai Chhari	21,601	1,513	14.3	13,908	1,414	9.8	19	3	6.3	1,203	110	10.9	150	36	4.2
403	Rangamati RWH	Jurai Chhari	10,860	1,871	5.8	5,610	2,038	2.8	44	4	11.0	373	163	2.3	100	18	5.6
404	Rangamati RWH	Kaptai	12,300	4,471	2.8	5,000	1,930	2.6	61	2	30.5	1,542	328	4.7	50	12	4.2
405	Rangamati RWH	Kawkhali (betbunia)	14,540	2,401	6.1	6,580	2,276	2.9	42	6	7.0	1,110	401	2.8	170	34	5.0
406	Rangamati RWH	Langadu	14,238	5,036	2.8	8,913	3,467	2.6	105	10	10.5	1,277	343	3.7	50	26	1.9
407	Rangamati RWH	Naniarchar	30,612	4,328	7.1	29,065	4,057	7.2	25	4	6.3	1,486	277	5.4	45	13	3.5
408	Rangamati RWH	Rajasthali	7,364	934	7.9	6,265	1,146	5.5	59	2	29.5	206	72	2.9	75	12	6.3
409	Rangamati RWH	Rangamati Sadar	19,672	7,468	2.6	12,675	6,764	1.9	90	44	2.0	1,377	656	2.1	230	33	7.0
410	Rangpur RWH	Aditmari	202,000	11,817	17.1	424,100	14,438	29.4	195	81	2.4	6,970	3,070	2.3	100	61	1.6
411	Rangpur RWH	Badarganj	83,908	12,892	6.5	175,600	22,201	7.9	105	31	3.4	4,800	2,104	2.3	50	57	0.9
412	Rangpur RWH	Bhurungamari	98,361	14,160	6.9	564,257	15,058	37.5	113	28	4.0	5,057	3,268	1.5	150	41	3.7
413	Rangpur RWH	Chilmari	117,932	13,006	9.1	426,970	8,125	52.6	59	13	4.5	1,973	1,018	1.9	250	52	4.8
414	Rangpur RWH	Dimla	203,712	7,209	28.3	294,010	19,147	15.4	104	39	2.7	4,426	1,857	2.4	400	62	6.5
415	Rangpur RWH	Domar	124,656	7,159	17.4	330,692	13,590	24.3	63	10	6.3	4,100	2,076	2.0	305	50	6.1
416	Rangpur RWH	Fulchhari	17,348	6,454	2.7	67,570	6,424	10.5	54	18	3.0	3,771	1,784	2.1	300	52	5.8
417	Rangpur RWH	Gaibandha Sadar	38,586	16,496	2.3	40,245	24,187	1.7	52	15	3.5	7,441	3,882	1.9	10	155	0.1
418	Rangpur RWH	Gangachara	75,705	12,118	6.2	164,160	21,075	7.8	86	36	2.4	8,808	4,379	2.0	100	70	1.4
419	Rangpur RWH	Gobindaganj	470,113	12,371	38.0	94,295	22,376	4.2	37	5	7.4	7,032	1,860	3.8	200	43	4.7
420	Rangpur RWH	Hatibandha	186,664	8,355	22.3	249,650	9,722	25.7	74	30	2.5	4,867	2,007	2.4	150	66	2.3
421	Rangpur RWH	Jaldhaka	117,240	13,274	8.8	240,450	23,525	10.2	65	18	3.6	6,658	3,738	1.8	300	62	4.8
422	Rangpur RWH	Kaliganj	238,652	5,614	42.5	259,200	10,441	24.8	127	52	2.4	2,954	1,454	2.0	100	45	2.2
423	Rangpur RWH	Kaunia	60,100	10,345	5.8	718,940	8,743	82.2	51	15	3.4	5,318	2,288	2.3	300	52	5.8
424	Rangpur RWH	Kishoreganj	243,400	5,298	45.9	319,740	15,211	21.0	74	26	2.8	3,550	1,545	2.3	50	65	0.8
425	Rangpur RWH	Kurigram Sadar	26,768	11,411	2.3	27,895	9,558	2.9	73	30	2.4	5,062	2,507	2.0	100	34	2.9

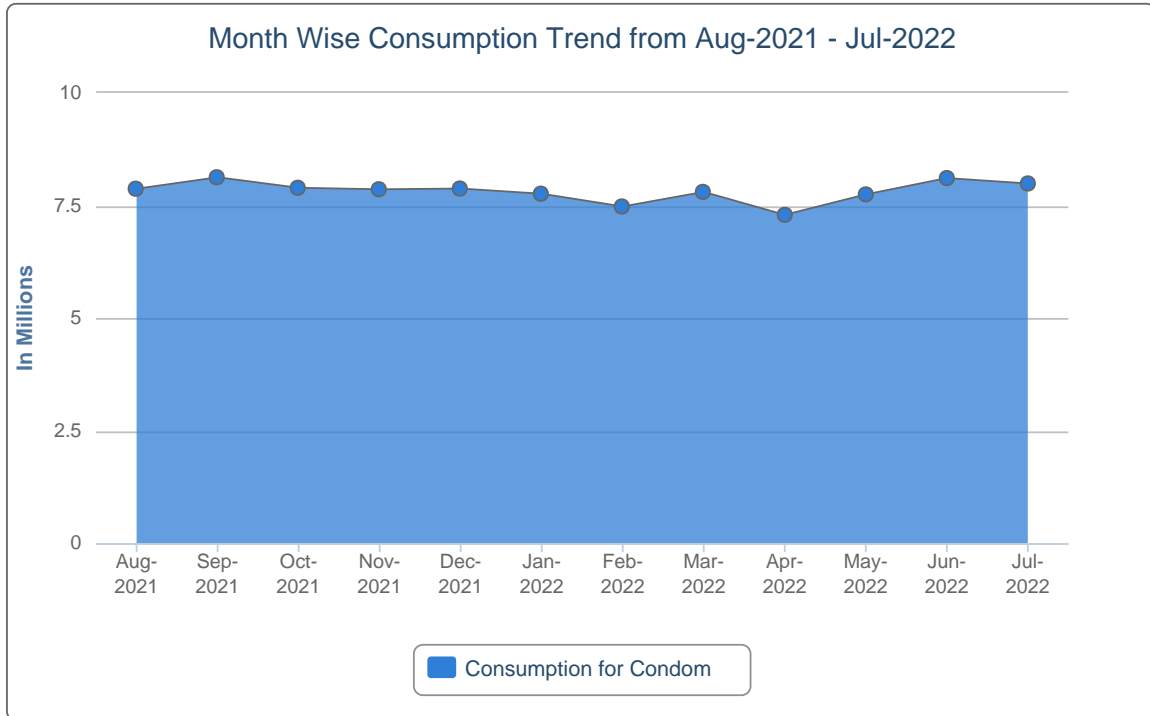
SL	Warehouse Name	Upazila Name	Condom			Shukhi			IUD			Injectables			Implant		
			CBL	AMD	MOS	CBL	AMD	MOS	CBL	AMD	MOS	CBL	AMD	MOS	CBL	AMD	MOS
426	Rangpur RWH	Lalmonirhat Sadar	21,928	9,195	2.4	54,220	13,962	3.9	55	17	3.2	6,865	3,231	2.1	50	72	0.7
427	Rangpur RWH	Mitha Pukur	74,100	15,011	4.9	528,540	22,857	23.1	32	2	16.0	4,736	2,338	2.0	200	40	5.0
428	Rangpur RWH	Nageshwari	77,400	14,201	5.5	423,360	27,691	15.3	43	26	1.7	8,560	4,384	2.0	110	76	1.4
429	Rangpur RWH	Nilphamari Sadar	31,740	10,350	3.1	54,150	26,712	2.0	117	62	1.9	5,757	3,075	1.9	50	56	0.9
430	Rangpur RWH	Palashbari	21,559	8,286	2.6	19,900	14,554	1.4	35	4	8.8	4,817	2,052	2.3	100	44	2.3
431	Rangpur RWH	Patgram	181,332	5,535	32.8	178,080	10,630	16.8	105	15	7.0	4,471	2,059	2.2	50	42	1.2
432	Rangpur RWH	Phulbari	236,900	5,774	41.0	169,650	11,729	14.5	156	73	2.1	5,157	2,722	1.9	400	34	11.8
433	Rangpur RWH	Pirgachha	22,500	9,409	2.4	89,600	12,182	7.4	145	35	4.1	5,450	2,263	2.4	200	66	3.0
434	Rangpur RWH	Pirganj	154,948	19,218	8.1	122,400	27,669	4.4	120	38	3.2	4,700	2,234	2.1	100	62	1.6
435	Rangpur RWH	Rajarhat	16,100	6,953	2.3	23,125	14,780	1.6	87	42	2.1	5,053	2,597	1.9	150	45	3.3
436	Rangpur RWH	Rangpur Sadar	65,700	25,378	2.6	51,840	22,204	2.3	103	39	2.6	7,308	3,093	2.4	300	169	1.8
437	Rangpur RWH	Sadullapur	28,848	11,622	2.5	124,600	17,982	6.9	92	34	2.7	5,699	2,890	2.0	50	64	0.8
438	Rangpur RWH	Saghata	36,000	12,406	2.9	45,170	18,891	2.4	46	8	5.8	3,380	1,535	2.2	200	41	4.9
439	Rangpur RWH	Saidpur	39,866	11,058	3.6	39,503	8,693	4.5	15	6	2.5	2,233	1,177	1.9	0	25	0.0
440	Rangpur RWH	Sundarganj	57,700	24,528	2.4	274,080	33,323	8.2	137	65	2.1	14,088	7,302	1.9	600	185	3.2
441	Rangpur RWH	Taraganj	159,792	8,571	18.6	497,455	8,223	60.5	17	6	2.8	3,089	1,207	2.6	0	207	0.0
442	Rangpur RWH	Ulipur	56,060	18,388	3.0	125,190	27,498	4.6	55	11	5.0	6,968	3,353	2.1	100	38	2.6
443	Sylhet RWH	Ajmiriganj	30,940	7,159	4.3	11,700	7,293	1.6	255	3	85.0	1,331	557	2.4	300	43	7.0
444	Sylhet RWH	Bahubal	27,862	6,076	4.6	21,495	5,361	4.0	192	6	32.0	780	450	1.7	100	26	3.8
445	Sylhet RWH	Balaganj	116,200	19,160	6.1	45,245	6,315	7.2	182	4	45.5	2,980	1,357	2.2	108	25	4.3
446	Sylhet RWH	Baniachong	67,178	8,219	8.2	684	11,139	0.1	135	12	11.3	2,121	600	3.5	100	48	2.1
447	Sylhet RWH	Barlekha	80,200	8,607	9.3	8,470	6,074	1.4	135	4	33.8	1,859	573	3.2	200	29	6.9
448	Sylhet RWH	Beani Bazar	48,662	12,188	4.0	11,615	3,936	3.0	163	5	32.6	1,223	537	2.3	105	67	1.6
449	Sylhet RWH	Bishwambarpur	39,900	8,241	4.8	9,110	7,482	1.2	90	10	9.0	2,500	977	2.6	61	30	2.0
450	Sylhet RWH	Bishwanath	65,200	9,867	6.6	24,400	4,094	6.0	186	8	23.3	1,829	508	3.6	320	33	9.7

SL	Warehouse Name	Upazila Name	Condom			Shukhi			IUD			Injectables			Implant		
			CBL	AMD	MOS	CBL	AMD	MOS	CBL	AMD	MOS	CBL	AMD	MOS	CBL	AMD	MOS
451	Sylhet RWH	Chhatak	109,500	12,328	8.9	8,360	8,631	1.0	151	25	6.0	2,240	540	4.1	100	50	2.0
452	Sylhet RWH	Chunarughat	67,395	8,949	7.5	15,147	11,318	1.3	100	3	33.3	2,486	1,030	2.4	50	32	1.6
453	Sylhet RWH	Companiganj	56,400	12,341	4.6	20,715	6,402	3.2	290	4	72.5	2,500	1,185	2.1	50	54	0.9
454	Sylhet RWH	Dakshin Sunamganj	58,000	8,864	6.5	10,580	5,801	1.8	249	6	41.5	2,464	658	3.7	100	43	2.3
455	Sylhet RWH	Dakshin Surma	97,200	36,849	2.6	19,075	7,532	2.5	261	2	130.5	3,067	1,022	3.0	200	24	8.3
456	Sylhet RWH	Derai	84,272	24,426	3.5	12,780	7,558	1.7	177	13	13.6	1,366	720	1.9	127	56	2.3
457	Sylhet RWH	Dowarabazar	83,052	9,176	9.1	11,792	9,468	1.2	270	3	90.0	1,618	731	2.2	101	77	1.3
458	Sylhet RWH	Fenchuganj	63,900	3,772	16.9	6,690	1,222	5.5	230	5	46.0	856	228	3.8	50	11	4.5
459	Sylhet RWH	Golapganj	41,438	16,590	2.5	23,510	4,437	5.3	261	6	43.5	2,127	547	3.9	50	35	1.4
460	Sylhet RWH	Gowainghat	43,600	16,860	2.6	20,950	10,066	2.1	192	8	24.0	4,863	3,079	1.6	5	67	0.1
461	Sylhet RWH	Habiganj Sadar	80,716	20,443	3.9	20,730	14,800	1.4	28	72	0.4	4,404	1,807	2.4	5	41	0.1
462	Sylhet RWH	Jagannathpur	82,292	11,846	6.9	21,200	6,419	3.3	213	5	42.6	1,978	380	5.2	357	81	4.4
463	Sylhet RWH	Jaintiapur	39,000	11,952	3.3	15,300	6,425	2.4	83	14	5.9	4,250	2,360	1.8	150	30	5.0
464	Sylhet RWH	Jamalganj	77,300	12,371	6.2	22,520	9,593	2.3	219	4	54.8	3,123	1,141	2.7	100	33	3.0
465	Sylhet RWH	Juri	69,600	6,784	10.3	12,370	4,736	2.6	179	12	14.9	1,420	362	3.9	20	79	0.3
466	Sylhet RWH	Kamalganj	94,400	11,678	8.1	18,780	8,058	2.3	70	23	3.0	1,460	860	1.7	50	77	0.6
467	Sylhet RWH	Kanaighat	57,048	25,948	2.2	21,345	11,440	1.9	235	4	58.8	5,519	2,780	2.0	100	27	3.7
468	Sylhet RWH	Kulaura	95,800	8,860	10.8	20,140	7,451	2.7	198	5	39.6	4,508	1,942	2.3	150	16	9.4
469	Sylhet RWH	Lakhai	47,707	5,785	8.2	17,155	5,762	3.0	168	6	28.0	1,540	434	3.5	95	61	1.6
470	Sylhet RWH	Madhabpur	105,800	9,152	11.6	18,608	11,998	1.6	184	3	61.3	2,750	767	3.6	105	47	2.2
471	Sylhet RWH	Maulvibazar Sadar	65,400	11,191	5.8	16,380	8,897	1.8	0	53	0.0	1,778	867	2.1	100	41	2.4
472	Sylhet RWH	Nabiganj	34,500	7,093	4.9	15,160	9,234	1.6	208	17	12.2	1,300	408	3.2	110	59	1.9
473	Sylhet RWH	Rajnagar	95,400	11,310	8.4	17,715	9,158	1.9	251	3	83.7	2,048	1,030	2.0	50	40	1.3
474	Sylhet RWH	Sreemangal	74,700	14,360	5.2	7,215	12,757	0.6	140	35	4.0	2,704	1,278	2.1	50	114	0.4
475	Sylhet RWH	Sulla	47,220	9,260	5.1	17,130	4,203	4.1	120	2	60.0	3,360	378	8.9	350	28	12.5

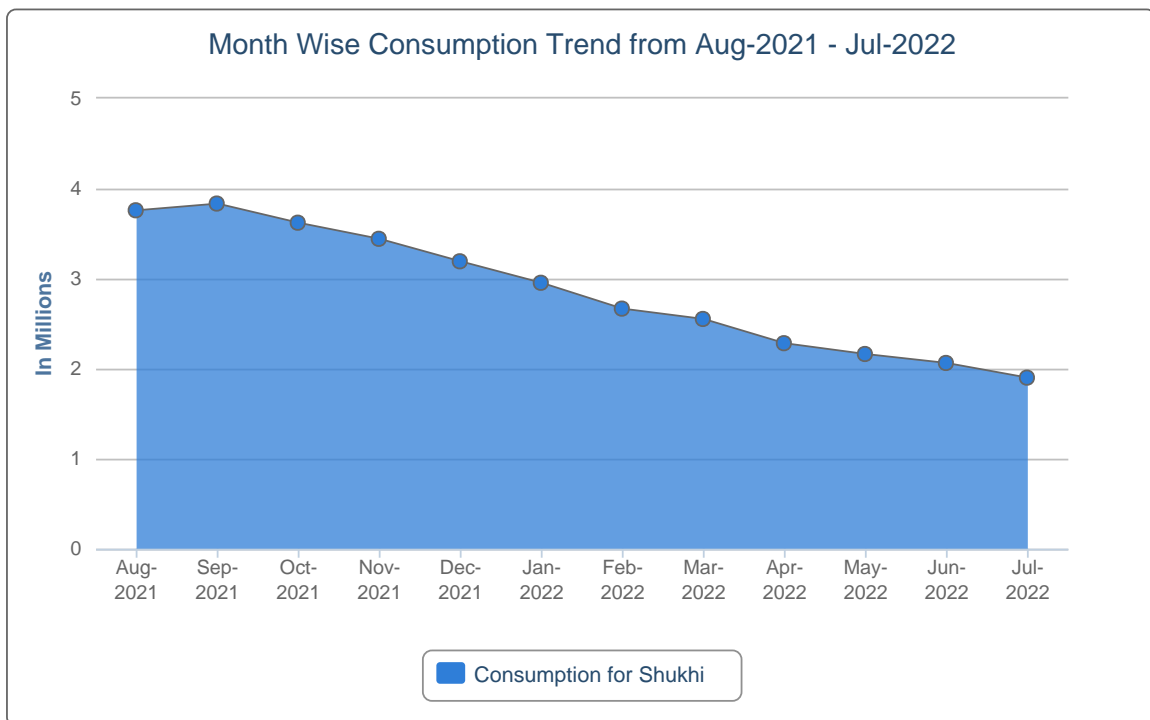
SL	Warehouse Name	Upazila Name	Condom			Shukhi			IUD			Injectables			Implant		
			CBL	AMD	MOS	CBL	AMD	MOS	CBL	AMD	MOS	CBL	AMD	MOS	CBL	AMD	MOS
476	Sylhet RWH	Sunamganj Sadar	90,268	8,888	10.2	10,560	6,069	1.7	86	27	3.2	2,005	1,005	2.0	150	43	3.5
477	Sylhet RWH	Sylhet Sadar	139,300	74,415	1.9	26,560	32,446	0.8	518	73	7.1	14,173	11,001	1.3	447	159	2.8
478	Sylhet RWH	Tahirpur	73,956	12,695	5.8	9,860	9,295	1.1	126	6	21.0	2,863	698	4.1	300	62	4.8
479	Sylhet RWH	Zakiganj	42,920	20,762	2.1	18,887	7,369	2.6	180	4	45.0	2,400	1,129	2.1	110	73	1.5
480	Tangail RWH	Basail	88,520	6,144	14.4	69,445	5,671	12.2	268	15	17.9	1,654	698	2.4	0	49	0.0
481	Tangail RWH	Bhuapur	68,800	20,762	3.3	6,434	10,648	0.6	341	10	34.1	3,335	1,468	2.3	200	52	3.8
482	Tangail RWH	Chauhali	34,608	13,811	2.5	8,960	6,820	1.3	319	8	39.9	3,377	1,254	2.7	351	38	9.2
483	Tangail RWH	Delduar	72,600	8,622	8.4	74,700	7,614	9.8	400	14	28.6	1,540	727	2.1	230	38	6.1
484	Tangail RWH	Ghatail	146,100	27,371	5.3	30,240	23,929	1.3	450	9	50.0	6,000	2,787	2.2	300	74	4.1
485	Tangail RWH	Gopalpur	72,204	13,462	5.4	80,010	9,189	8.7	213	8	26.6	3,124	1,098	2.8	400	62	6.5
486	Tangail RWH	Kalihati	149,300	20,825	7.2	49,640	21,623	2.3	358	33	10.8	9,052	3,487	2.6	200	45	4.4
487	Tangail RWH	Madhupur	159,300	16,448	9.7	44,060	18,428	2.4	244	19	12.8	7,332	2,134	3.4	600	51	11.8
488	Tangail RWH	Mirzapur	48,396	23,625	2.0	277,160	18,922	14.6	579	23	25.2	2,639	984	2.7	400	57	7.0
489	Tangail RWH	Nagarpur	75,748	23,233	3.3	39,780	20,057	2.0	201	18	11.2	7,612	1,014	7.5	190	109	1.7
490	Tangail RWH	Sakhipur	53,400	21,032	2.5	20,355	22,358	0.9	100	13	7.7	2,651	945	2.8	400	24	16.7
491	Tangail RWH	Tangail Sadar	120,000	53,236	2.3	33,820	21,101	1.6	132	31	4.3	6,880	3,351	2.1	50	105	0.5

7. Month-wise Consumption Trend

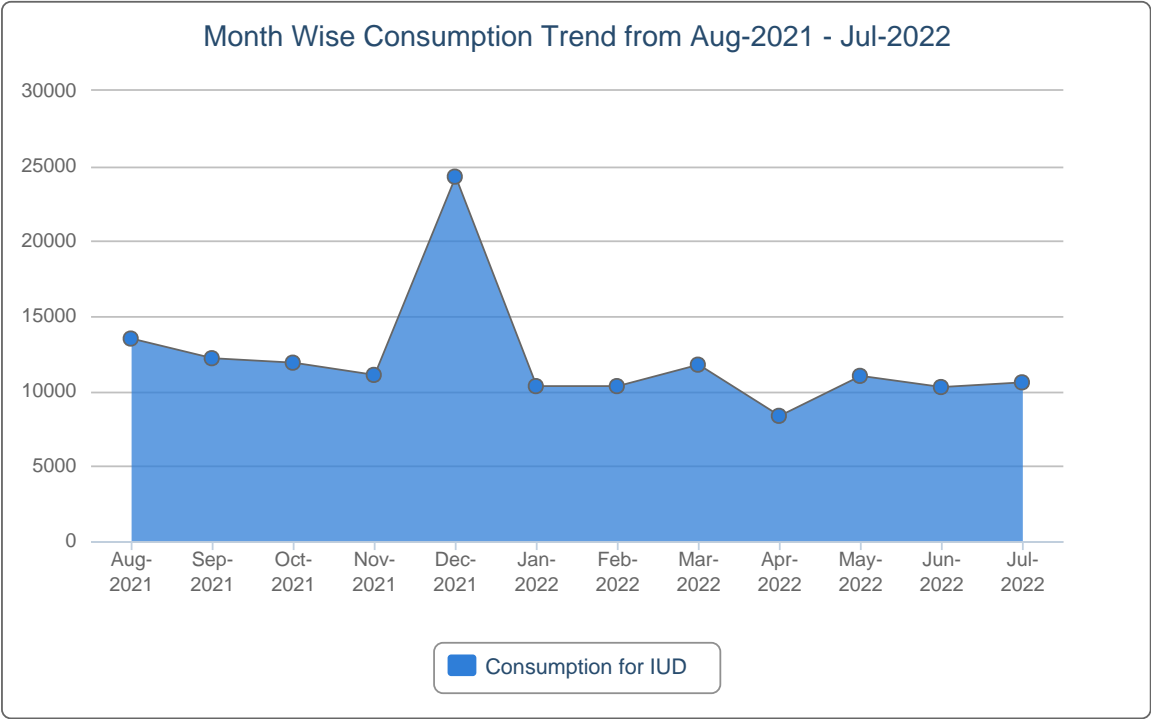
7(a).



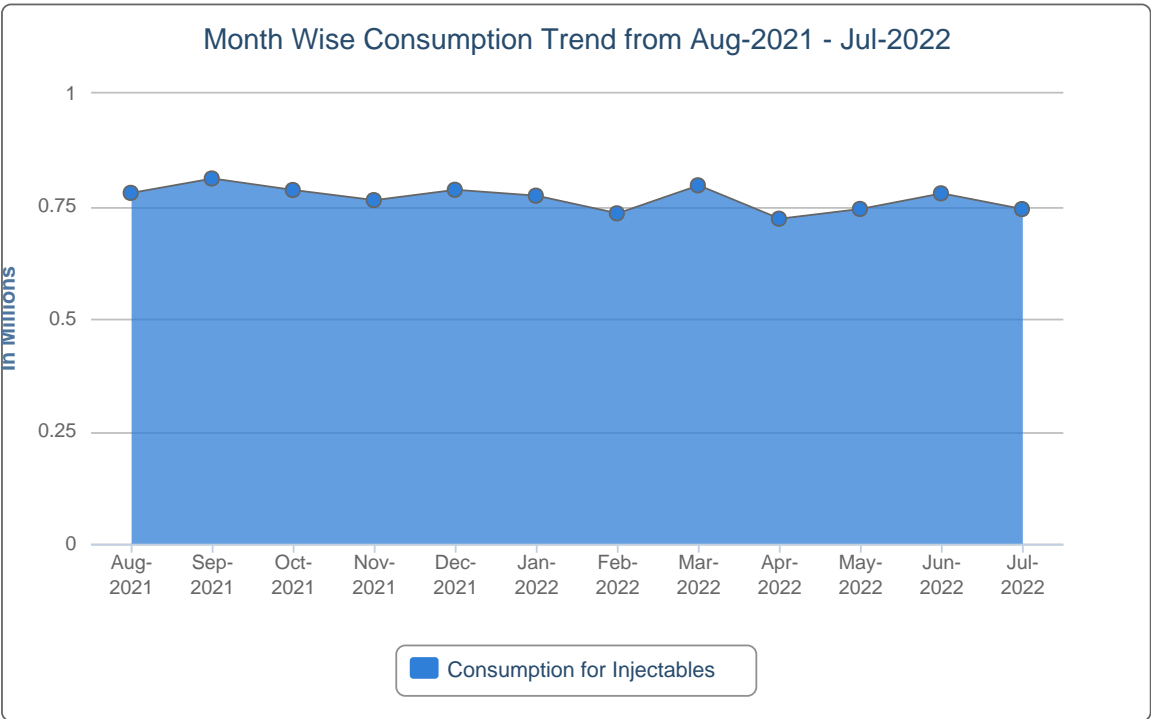
7(b).



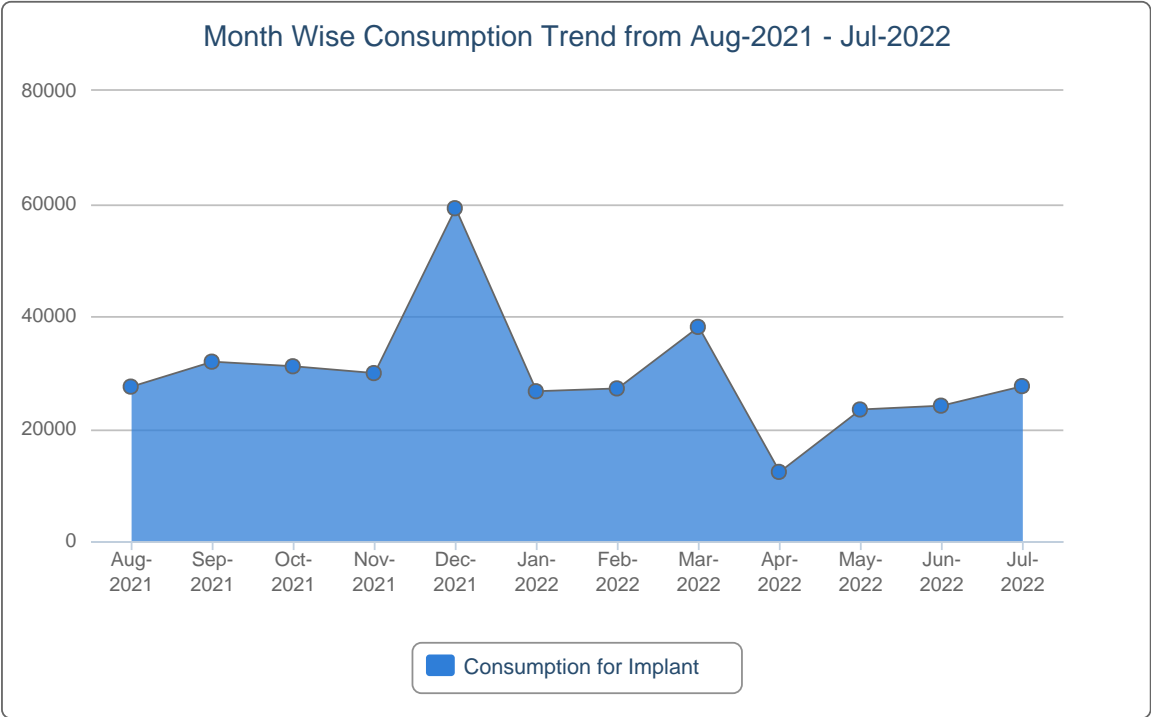
7(c).



7(d).



7(e).



8. Report on Upazila and Warehouse Having Stock Out in reported month

SL	Products Name	No of Stockout WH	% of Stockout WH	No of Stockout Upazila Store	% of Stockout Upazila Store	No of Stockout Upazila Field	% of Stockout Upazila Field
1	Condom	0	0%	0	0%	0	0%
2	Oral Pill (Total)	0	0%	0	0%	0	0%
3	IUD	0	0%	1	0%	0	0%
4	Injectables	0	0%	0	0%	0	0%
5	Implant (Total)	0	0%	-	-	0	0%

List of Stock Out Warehouses

SL	Commodity	Warehouse	Phone
<i>No StockOut in Warehouse</i>			

List of StockOut Upazilas

SL	Commodity	Warehouse	District	Upazila	Phone
1	IUD	Sylhet RWH	Maulvibazar	Maulvibazar Sadar, Maulvibazar	01737758625

“ছেলে হোক, মেয়ে হোক,
দু’টি সন্তানই যথেষ্ট”

Management Information System (MIS)
Directorate General of Family Planning (DGFP)
6, Kawran Bazar, Dhaka- 1215
Email: dirmis@dgfp.gov.bd, dirls@dgfp.gov.bd
www.dgfp.gov.bd, www.scmpbd.org

If you need more information, please visit at <https://www.scmpbd.org>