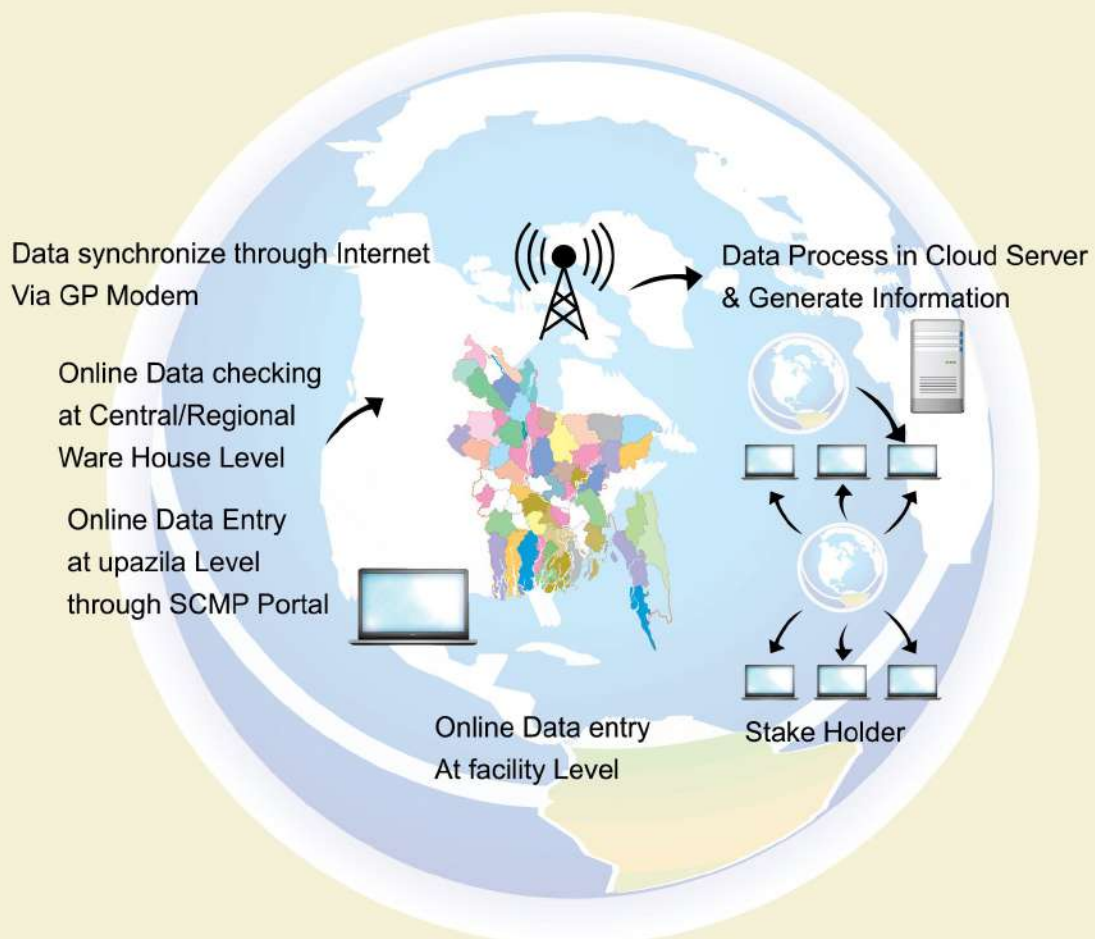




# FAMILY PLANNING MONTHLY LOGISTICS REPORT

## February 2023

### Logistics Management Information System (LMIS) Data Flow System



**Management Information System (MIS)**  
**Directorate General of Family Planning (DGFP)**

**Government of the People's Republic of Bangladesh**  
**Medical Education and Family Welfare Division**  
**Directorate General of Family Planning**  
**Management Information System (MIS)**  
**6, Kawran Bazar, Dhaka- 1215**  
**www.dgfp.gov.bd**

Memo No. 59.11.00000.402.16.002.19.73

Date: 6 April, 2023.

**Sub: Family Planning Monthly Logistics Report for the Month of February, 2023.**

Family Planning Monthly Logistics Report for the Month of February, 2023 is sent herewith for your kind information & necessary action. This report is prepared on the basis of Form-7 submitted by Warehouses and Form-7B submitted by Upazila Family Planning Offices by using WIMS & UIMS operating tools. It provides useful information on monthly distribution and stock balance of all the major contraceptives of Warehouse/Upazila Stores. For more information you can visit at [www.scmpbd.org](http://www.scmpbd.org) web site.

Comments and suggestions for improvement of this report will be highly appreciated.

  
(Sabina Parveen)

Director & Line Director (MIS)  
Phone: 55012352  
Mail: dirmis@dgfp.gov.bd

Memo No. 59.11.00000.402.16.002.19.73/1(202)

Date: 6 April, 2023.

**Copy of the report forwarded to (Not according to seniority):**

1. Secretary, Medical Education & Family Welfare Division, Ministry of Health & Family Welfare, Bangladesh Secretariat, Dhaka.
2. Additional Secretary (Admin), Medical Education & Family Welfare Division, Ministry of Health & Family Welfare, Bangladesh Secretariat, Dhaka.
3. Director (Administration), Directorate General of Family Planning, 6 Kawran Bazar, Dhaka 1215.
4. Joint Secretary (Development), Medical Education & Family Welfare Division, Ministry of Health & Family Welfare, Bangladesh Secretariat, Dhaka.
5. Director & Line Director (MIS), Directorate General of Family Planning, 6 Kawran Bazar, Dhaka.
6. Director Finance & Line Director (Family Planning Field Service Delivery), Directorate General of Family Planning, 6 Kawran Bazar, Dhaka 1215.
7. Director (Logistics & Supply) and Line Director (Procurement, Storage & Supply Management), Directorate General of Family Planning, 6 Kawran Bazar, Dhaka 1215.
8. Director (IEM) & Line Director (Information, Education and Communication), Directorate General of Family Planning, 6 Kawran Bazar, Dhaka 1215.
9. Director (Planning) & Line Director (Planning Monitoring and Evaluation), Directorate General of Family Planning, 6 Kawran Bazar, Dhaka 1215.



10. Director (MCH-Services) & Line Director (MCRAH), Directorate General of Family Planning, 6 Kawran Bazar, Dhaka 1215.
11. Line Director (CCSDP), Directorate General of Family Planning, 6 Kawran Bazar, Dhaka 1215.
12. Director (Audit), Directorate General of Family Planning, 6 Kawran Bazar, Dhaka 1215.
13. Divisional Director, Family Planning, Dhaka /Chattogram /Rajshahi /Khulna /Sylhet /Barishal/ Rangpur/ Mymensingh Division.
14. Joint Chief (Planning), Health Service Division, Ministry of Health & Family Welfare, Bangladesh Secretariat, Dhaka
15. Joint Chief (Population & Planning wing), Planning commission, Sher-e-Bangla Nagar, Dhaka.
16. Joint Chief (Planning), Program Management and Monitoring Unit (PMMU), Azimpur, Dhaka-1205.
17. Director, Maternal & Child Health Training Institute (MCHTI), Azimpur, Dhaka.
18. Director, Mohammadpur Fertility Services & Training Centre (MFSTC), Mohammadpur, Dhaka.
19. Director, Maternal & Child Health Training Institute (MCHTI), Lalkuthi, Mirpur, Dhaka.
20. P.S. to the Honorable Minister, Ministry of Health and Family Welfare, Bangladesh Secretariat, Dhaka, for kind information of the Honorable Minister.
21. Deputy Chief (Planning), Medical Education & Family Welfare Division, Ministry of Health & Family Welfare, Bangladesh Secretariat, Dhaka.
22. Additional Director (Drugs and Stores), Directorate General of Family Planning, Central Warehouse, Mohakhali, Dhaka.
23. Deputy Director, Family Planning, ----- District (You are requested to take appropriate measures to ensure timely online submission of Form 7B report from upazilas).
24. Regional/District Consultant, FPCS-QIT, District Family Planning Office, ----- District.
25. Central/Regional Supply Officer, Family Planning, ----- CWH/RWHs.
26. Assistant Maintenance Engineer, MIS Unit, DGFP (Requested to upload this report to DGFP website).
27. Country Project Director, MTaPS/MSH, House: 30, Road: No. 42, Gulshan-2, Dhaka-1212.
28. Country Director, the World Bank, E-32, Agargaon, Sher-e-Bangla Nagar, Dhaka-1207.
29. Team Leader, Population & Health Team, USAID, Madani Avenue, Baridhara, Dhaka.
30. Country Representative, UNFPA, IDB Bhaban, Agargaon, Sher-E-Bangla Nagar, Dhaka.
31. Managing Director, SMC, SMC Tower, 33 Banani C/A, Dhaka-1213.
32. Documentation Center, IEM Unit, Directorate General of Family Planning, 6 Kawran Bazar, Dhaka.
33. Responsible person of Dispatch Section, MIS Unit, DGFP (Requested to distribute the published 'Family Planning Monthly Logistics Report' to concerned Person/Office/Organization).
34. PA to Director General, Directorate General of Family Planning, 6 Kawran Bazar, Dhaka 1215.
35. Concerned Organization/Person.

  
6.4.23

(Md. Abul Kalam Azad)  
Deputy Program Manager (DPM)

## **Table Of Contents**

	<b>Page</b>
1. DGFP Stock Status Report	1-2
2. National Receipts Quantity by Product by Month	3
3. National Level Contraceptive Summary Report	4
4. Stock Status Report at Different Levels	5
5. Contraceptive Stock Status by Product at Upazila Store and Field	6-10
6. Contraceptive Stock Status by Product at Regional Warehouses/Upazila	11-31
7. Month-wise Consumption Trend	32-34
8. Report on Upazila and Warehouse Having Stock Out in last month	35



# 1. DGFP Stock Status Report

		DGFP STOCK STATUS REPORT for Contraceptives - 28th February 2023																																															
Year →		2023												2024												2025												2026											
Month →		3	4	5	6	7	8	9	10	11	12	1	2	3	4	5	6	7	8	9	10	11	12	1	2	3	4	5	6	7	8	9	10	11	12	1	2												
Min.-Max. →		Min						Max																																									
Product ↓		CS - 49.04m : 5.7 MOS																																															
<b>Condom</b>		5.7 MOS						33.89m (MOS:3.9)																																									
*AMC = 8.57m														FY:2022-23: 51m, Rec - 17.11m																																			
		CS - 60.25m : 9.9 MOS																																															
<b>Pill (Total)</b>		9.9 MOS												39m (MOS:6.4)																																			
*AMC = 6.11m														FY:2022-23: 39m																																			
		CS - 5.73m : 17.6 MOS																																															
<b>POP-APON</b>		17.6 MOS (August 2024)																																															
*AMC = 0.325m																																																	
		CS (0.331): 24.2 MOS																																															
<b>IUD</b>		24.2 MOS (Feb. 2025)																																															
*AMC = 13,711																																																	
		CS (13.04m): 16.3 MOS																																															
<b>Injectables</b>		16.3 MOS (June 2024)																																															
*AMC = 0.800m																																																	
		CS-(0.955m): 25.9 MOS																																															
<b>Implant</b>		25.9 MOS (April 2025)																																															
*AMC = 36,958																																																	
		<b>Pill (Total): 2nd &amp; 3rd generation Shukhi</b> <i>*AMC is calculated based on past 6-months consumption</i> Data Sources: DGFP/L&S unit, DGFP LMIS web site - <a href="https://scmpbd.org/">https://scmpbd.org/</a> Central Warehouse WIMS data and Approved DGFP Procurement Plan National min-max stock level is 6 & 10 MOS AMC = Average Monthly Consumption																																															
		<b>Legend:</b> <span style="color:red">■</span> Current Stock (CS): Less than 3 MOS <span style="color:yellow">■</span> Current Stock (CS): MOS 3.0 to Less than 6 MOS <span style="color:green">■</span> Current Stock (CS): MOS 6 and above <span style="color:blue">■</span> Planned for FY 2020-21 <span style="color:orange">■</span> Procurement completed, yet to be received <span style="color:purple">■</span> Donation																																															

**DGFP STOCK STATUS NOTES**  
**(For Contraceptives)**  
**Month: February 2023**

**CONDOM** – Current national stock is 49.04 million pieces, and this stock can be used up to August 2023.

- **2022-23: GOB (Revenue)** – Contract of Procurement of 51 Million Pieces Condom has been completed. Meanwhile, 17.11 Million Pieces Condom received in February 2023.

**PILL (Shukhi)** – Current national stock of Oral Contraceptive Pill is 60.25 million cycles which will go up to December 2023.

- **2022-23: GOB (Revenue)** – Till the date no requirement received from User Unit for procurement of PILL (Shukhi).
- **2022-23: RPA (GOB) & GOB (Development)**- Requirement of 39.00 Million Cycles Oral Pill (COP) (Shukhi-3rd Generation) received from User Unit for procurement and the procurement is in progress.

**POP-APON** - Current national stock of POP-APON Pill is 5.73 million cycles which will go up to August 2024.

- **2022-23: RPA (GOB) & GOB (Development)**– Till the date no requirement received from User Unit for procurement of POP-APON.
- **2022-23: GOB (Revenue)** – Till the date no requirement received from User Unit for procurement of POP-APON.

**IUD** -Current national stock is 0.331 Million pcs and this stock can be used up to Feb. 2025.

**INJECTABLES** – Current stock of 13.04 Million vials and that can be used up to June 2024.

**IMPLANT** – Current stock is 0.955 Million sets, and this can be used up to April 2025.

You can also download the previous reports from <http://www.scmpbd.org>

## 2. National Receipts Quantity by Product by Month

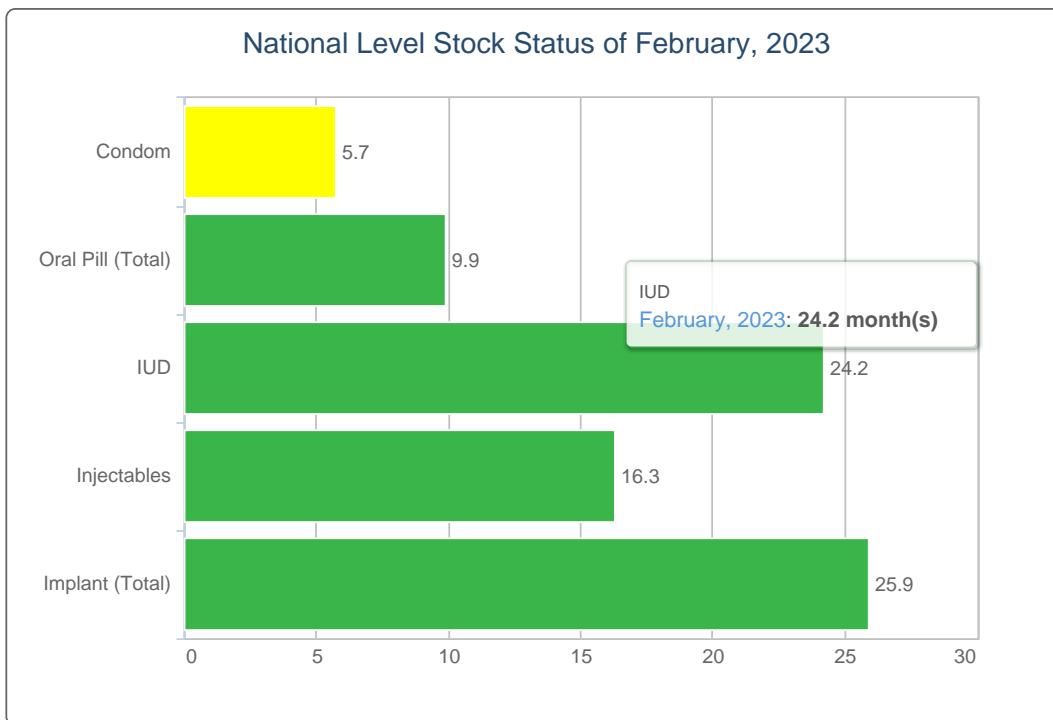
### Contraceptive Received Report

Month: February, 2023

Item	Supplier	Receiver	Date Receipts	Qty
Condom	ESSENTIAL DRUGS CO. LTD.	Barishal RWH	28/02/23	9,478,400
	KHULNA ESSENTIAL LATEX PLANT (KELP)	Bogura RWH	28/02/23	3,708,000
Total				13,186,400



### 3. National Level Contraceptive Summary Report



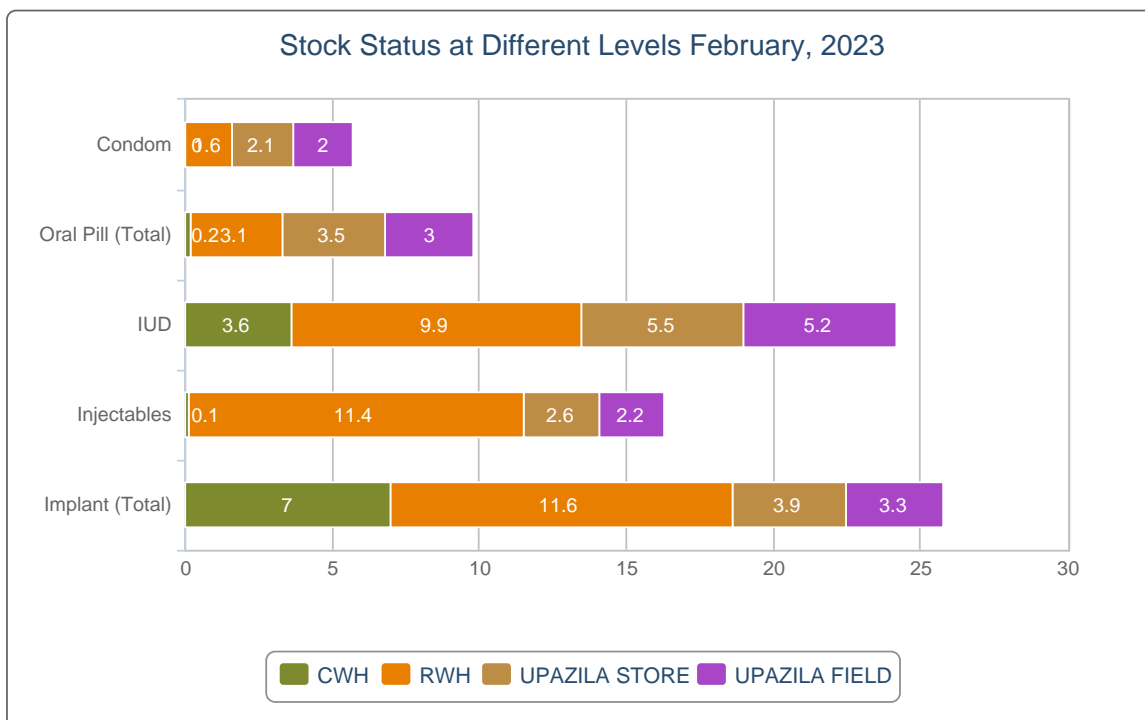
■ MOS: < 3.0     
 ■ MOS: 3.0 - 5.9     
 ■ MOS: 6.0 and above

MOS = Month of Stock

#### National Level Stock Status of February, 2023

SL	Name of Products	Reported Consumption	Reported Closing Balance	Average Monthly Consumption	MOS
1	Condom	8,359,009	49,043,873	8,574,609	5.7
2	Oral Pill (Total)	6,162,389	60,255,053	6,111,949	9.9
3	IUD	10,484	331,262	13,711	24.2
4	Injectables	793,271	13,043,113	800,180	16.3
5	Implant (Total)	31,569	955,848	36,958	25.9

#### 4. Stock Status Report at Different Levels

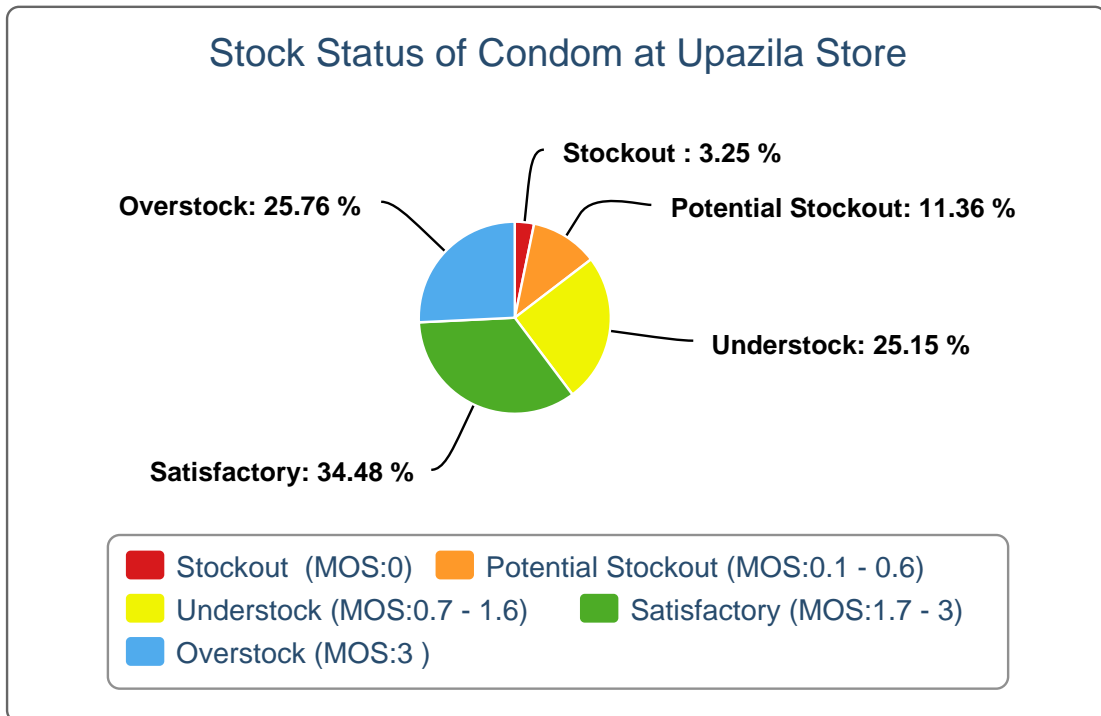


#### Stock Status at Different Levels February, 2023

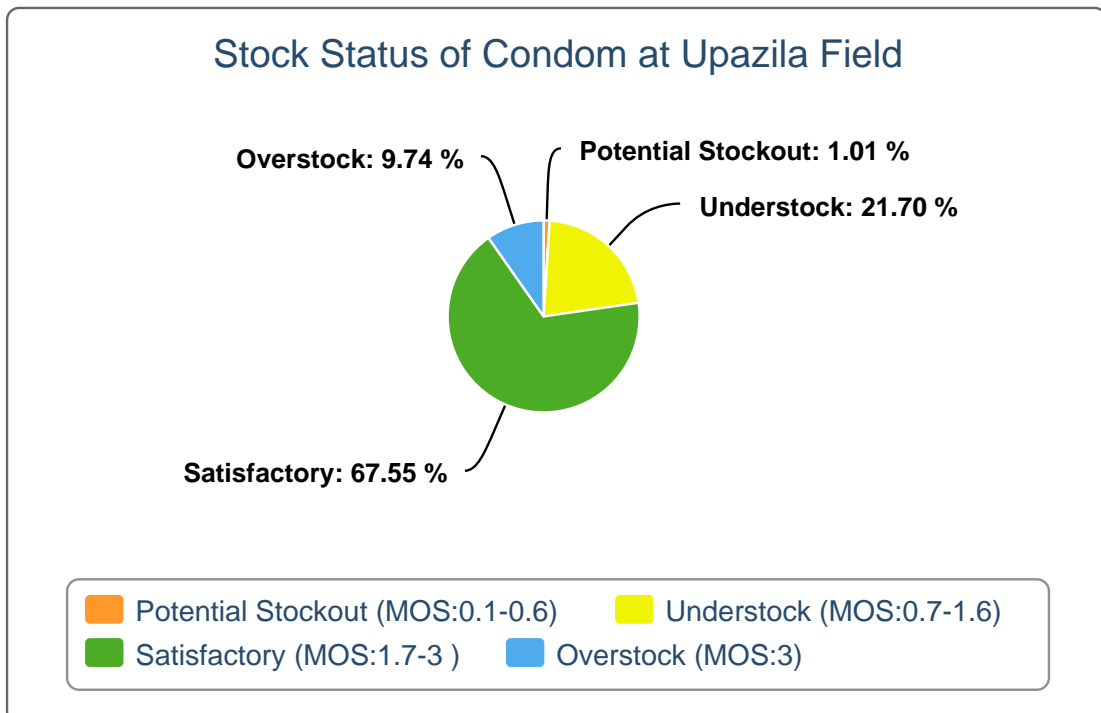
Products	Avg. Consump. of Last 6 Months	CWH Level	MOS	RWH Level	MOS	Upazila Level	MOS	Field Level	MOS	National Level	MOS
Condom	8,574,609	222,800	0	13,943,000	1.6	17,965,422	2.1	16,912,651	2	49,043,873	5.7
Oral Pill (Total)	6,111,949	1,121,280	0.2	19,206,939	3.1	21,475,401	3.5	18,451,433	3	60,255,053	9.9
IUD	13,711	49,550	3.6	135,302	9.9	74,885	5.5	71,525	5.2	331,262	24.2
Injectables	800,180	63,300	0.1	9,108,620	11.4	2,096,108	2.6	1,775,085	2.2	13,043,113	16.3
Implant (Total)	36,958	260,485	7	427,249	11.6	144,856	3.9	123,258	3.3	955,848	25.9

## 5. Contraceptive Stock Status by Product at Upazila Store and Field

5(a).

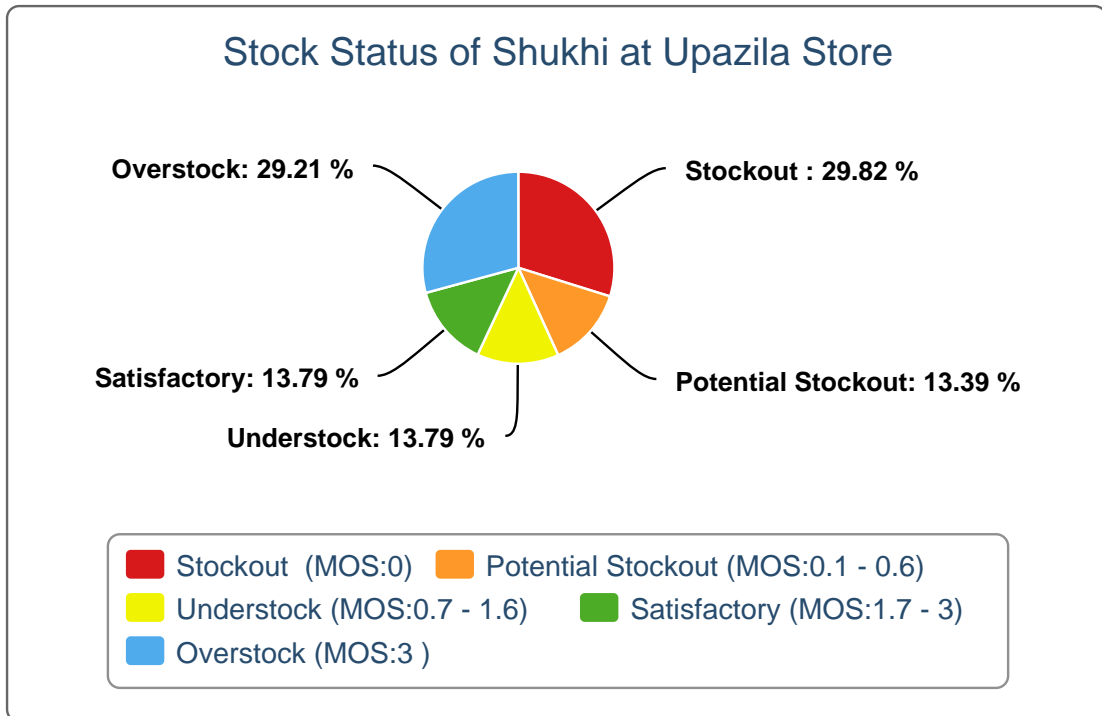


5(b).

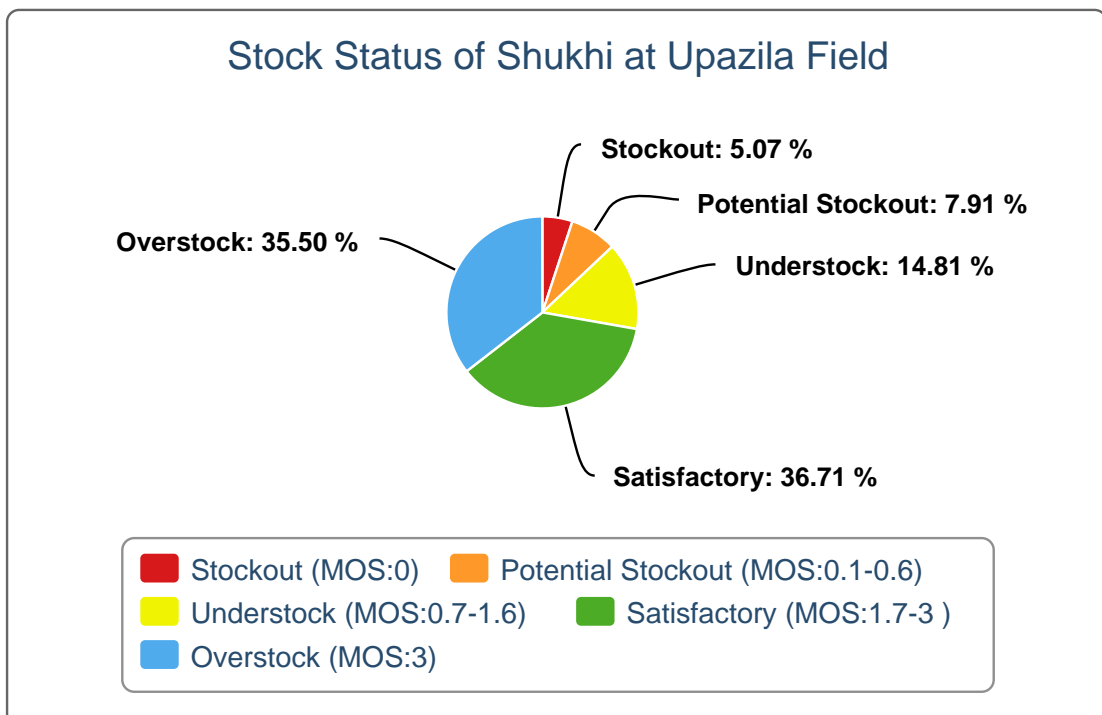




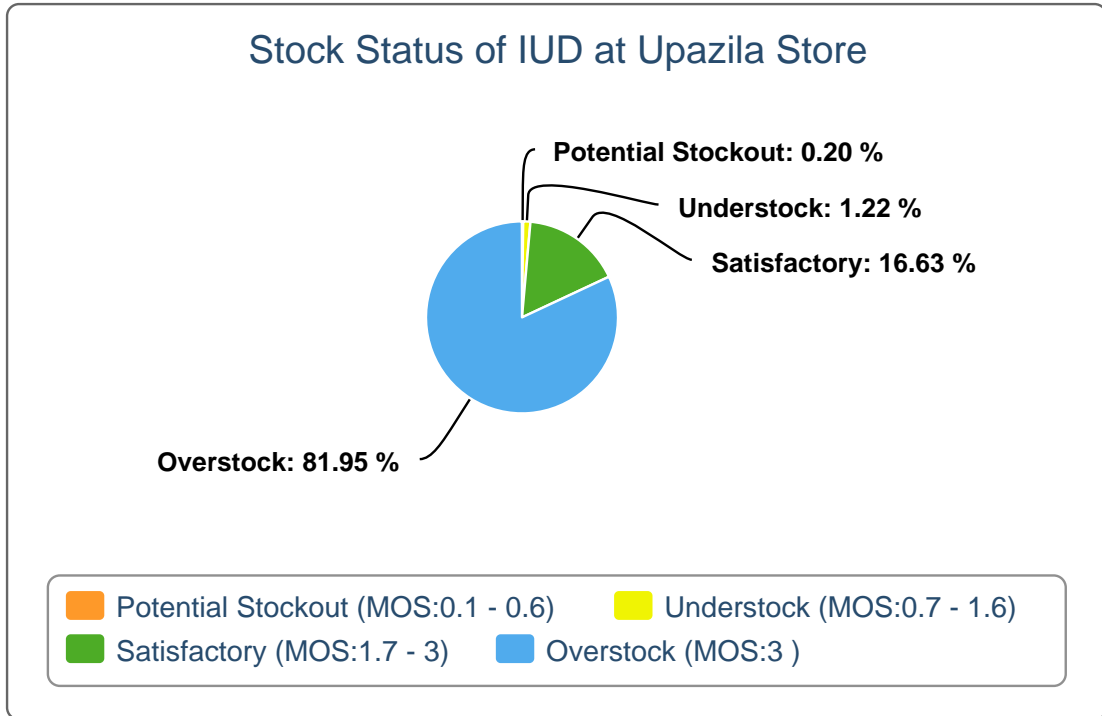
5(c).



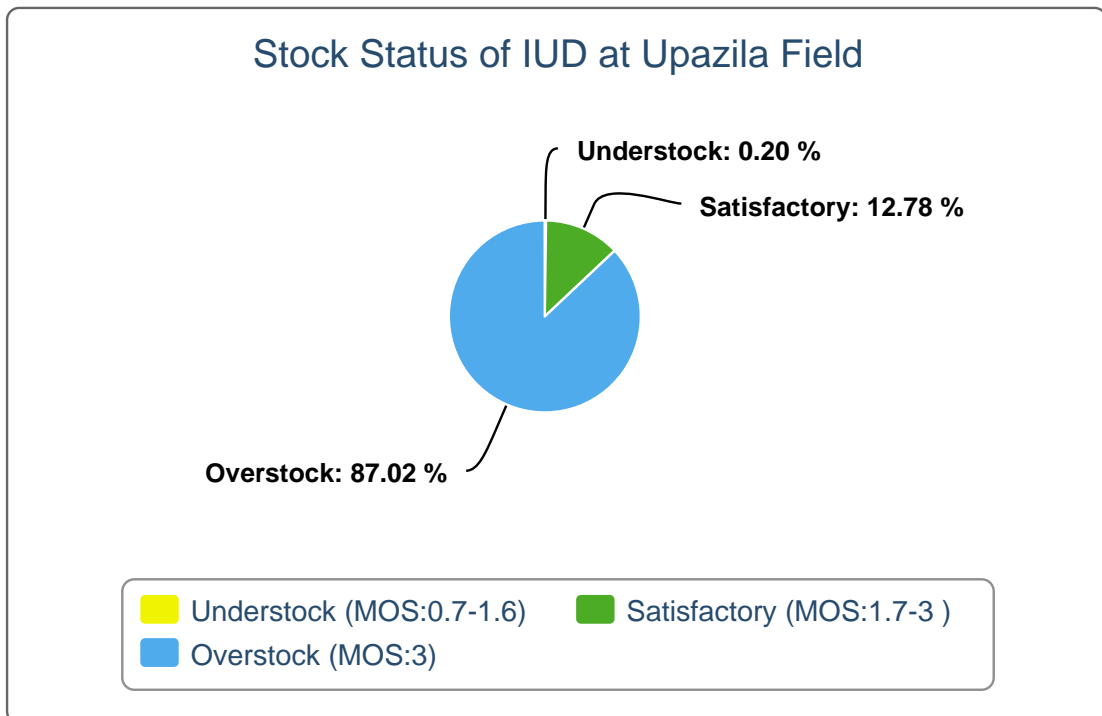
5(d).



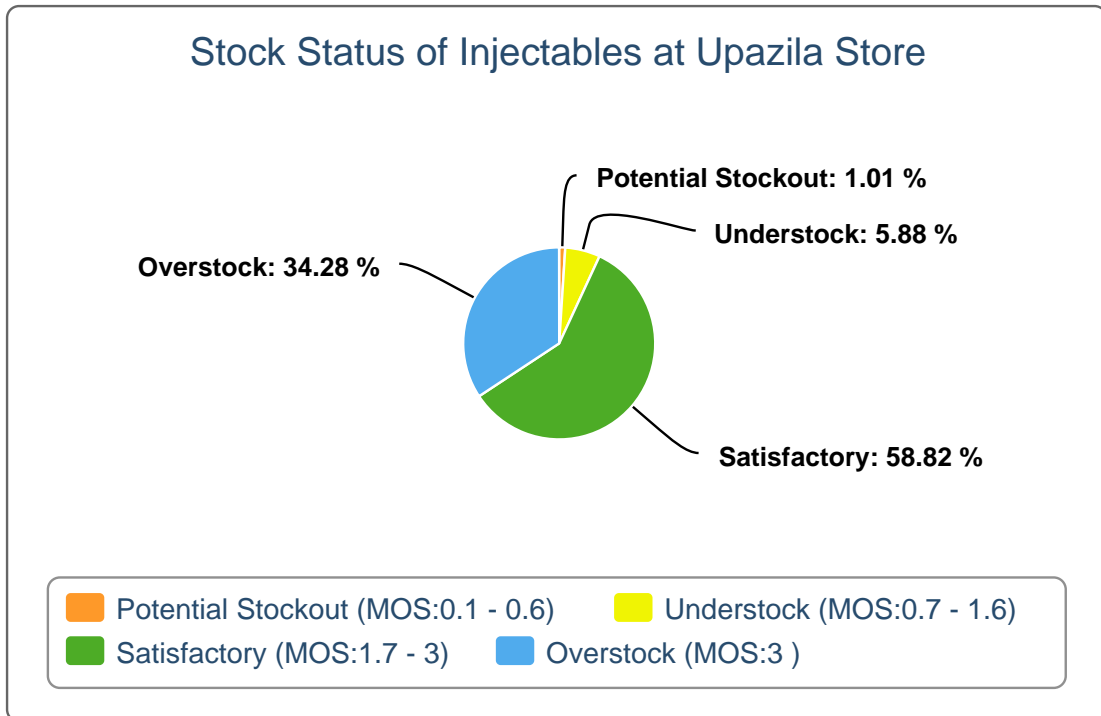
5(e).



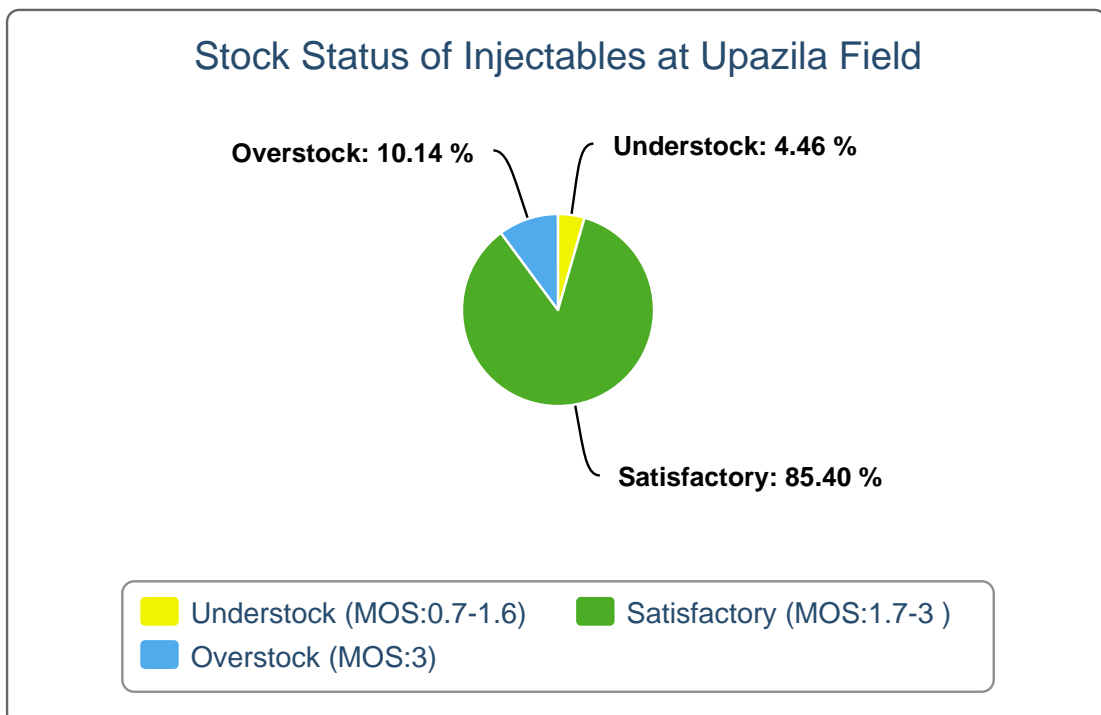
5(f).



5(g).

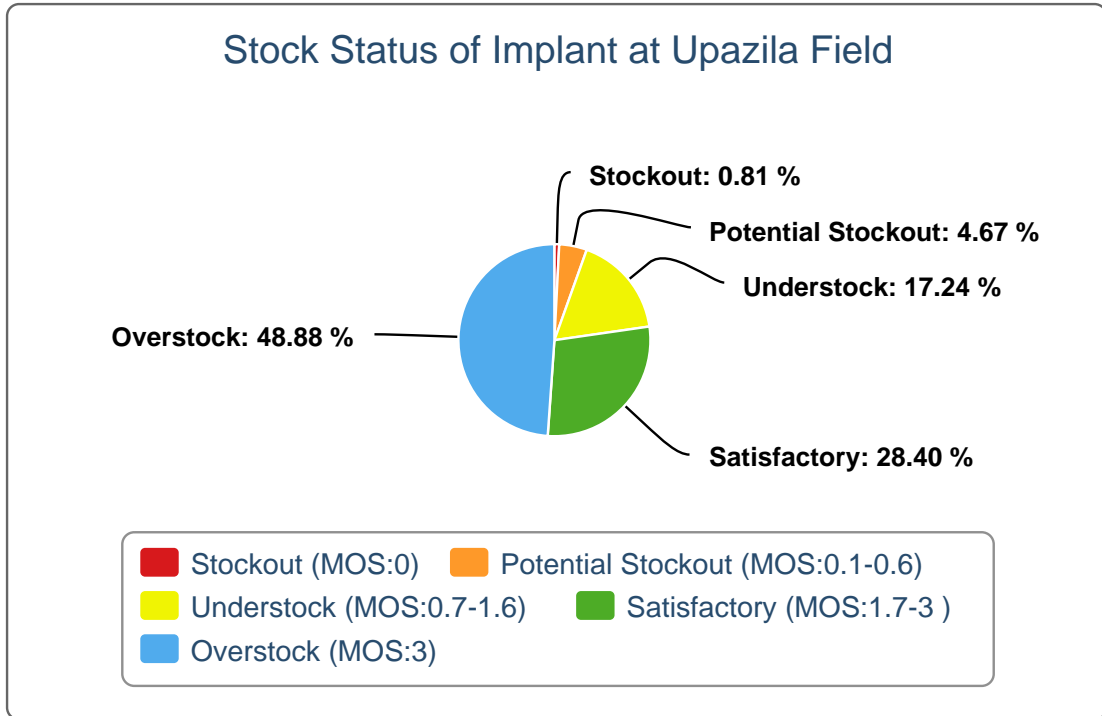


5(h).





5(i).



## 6(a). Contraceptive Stock Status by Product at Regional Warehouses

SL	WH Name	Condom			Shukhi			IUD			Injectables			Implant		
		CBL	AMD	MOS	CBL	AMD	MOS	CBL	AMD	MOS	CBL	AMD	MOS	CBL	AMD	MOS
1	Bandarban RWH	3,600	41,264	0.1	59,960	23,482	2.6	975	158	6.2	26,000	3,434	7.6	1,450	196	7.4
2	Barishal RWH	1,810,400	266,389	6.8	394,080	203,595	1.9	2,200	520	4.2	48,900	31,026	1.6	15,300	1,098	13.9
3	Bhola RWH	104,400	46,854	2.2	317,760	53,713	5.9	1,400	168	8.3	66,000	26,435	2.5	6,550	325	20.2
4	Bogura RWH	327,600	498,150	0.7	636,480	329,733	1.9	9,250	495	18.7	1,259,000	29,565	42.6	36,200	2,344	15.4
5	Chattogram RWH	3,449,400	324,022	10.6	4,072,800	214,214	19.0	4,240	956	4.4	1,588,300	27,839	57.1	28,100	2,000	14.1
6	Cox's Bazar RWH	4,327,200	92,606	46.7	2,664,429	73,993	36.0	28,600	558	51.3	614,520	21,632	28.4	20,249	1,140	17.8
7	Cumilla RWH	381,600	479,194	0.8	265,920	357,249	0.7	4,600	1,114	4.1	200,000	61,389	3.3	10,500	2,701	3.9
8	Dhaka CWH	222,800	1,275,459	0.2	1,121,280	622,929	1.8	49,550	2,032	24.4	63,300	78,611	0.8	260,485	3,733	69.8
9	Dinajpur RWH	14,400	180,584	0.1	303,360	216,109	1.4	7,799	311	25.1	117,000	30,787	3.8	32,400	1,989	16.3
10	Faridpur RWH	234,000	457,899	0.5	214,080	325,650	0.7	4,000	689	5.8	192,000	30,382	6.3	24,450	2,226	11.0
11	Jamalpur RWH	126,000	318,511	0.4	700,800	233,559	3.0	4,600	226	20.4	125,000	24,655	5.1	6,900	1,039	6.6
12	Jashore RWH	338,400	429,888	0.8	319,680	267,369	1.2	5,300	389	13.6	130,200	35,513	3.7	13,400	1,425	9.4
13	Khulna RWH	997,200	543,036	1.8	5,428,680	362,990	15.0	9,350	406	23.0	3,186,000	32,564	97.8	43,000	1,368	31.4
14	Kushtia RWH	46,800	300,893	0.2	291,360	150,636	1.9	2,372	166	14.3	149,100	27,985	5.3	25,350	656	38.6
15	Mymensingh RWH	25,200	601,824	0.0	382,560	694,443	0.6	10,900	789	13.8	302,000	50,615	6.0	34,100	2,850	12.0
16	Noakhali RWH	356,400	229,920	1.6	202,560	140,178	1.4	2,300	1,172	2.0	133,000	37,251	3.6	8,200	1,626	5.0
17	Pabna RWH	144,000	467,543	0.3	536,160	278,082	1.9	4,350	748	5.8	163,000	38,268	4.3	27,100	999	27.1
18	Patuakhali RWH	64,800	120,182	0.5	368,640	144,710	2.5	5,800	328	17.7	91,600	21,738	4.2	16,000	1,141	14.0
19	Rajshahi RWH	648,000	607,679	1.1	475,200	263,841	1.8	9,341	253	36.9	85,500	27,114	3.2	20,900	1,306	16.0
20	Rangamati RWH	14,400	47,134	0.3	108,960	34,196	3.2	1,700	101	16.8	30,500	3,472	8.8	2,400	289	8.3
21	Rangpur RWH	216,000	416,352	0.5	925,920	571,957	1.6	7,875	1,154	6.8	262,000	86,726	3.0	13,300	3,033	4.4
22	Sylhet RWH	298,800	536,553	0.6	360,000	338,314	1.1	5,200	685	7.6	306,000	49,642	6.2	26,400	2,398	11.0
23	Tangail RWH	14,400	292,673	0.0	177,550	211,007	0.8	3,150	293	10.8	33,000	23,537	1.4	15,000	1,076	13.9

**6(b). Contraceptive Stock Status by Product at Upazila**

SL	Warehouse Name	Upazila Name	Condom			Shukhi			IUD			Injectables			Implant		
			CBL	AMD	MOS	CBL	AMD	MOS	CBL	AMD	MOS	CBL	AMD	MOS	CBL	AMD	MOS
1	Bandarban RWH	Alikadam	20,424	10,053	2.0	6,385	3,136	2.0	68	32	2.1	1,030	617	1.7	250	34	7.4
2	Bandarban RWH	Bandarban Sadar	12,315	4,908	2.5	11,744	4,275	2.7	86	29	3.0	1,228	586	2.1	298	27	11.0
3	Bandarban RWH	Lama	9,924	8,407	1.2	9,320	6,366	1.5	100	47	2.1	1,589	841	1.9	82	29	2.8
4	Bandarban RWH	Naikhongchhari	11,372	6,320	1.8	20,090	3,124	6.4	29	9	3.2	1,434	726	2.0	210	35	6.0
5	Bandarban RWH	Rowangchhari	17,816	2,663	6.7	10,265	2,207	4.7	116	5	23.2	812	234	3.5	110	17	6.5
6	Bandarban RWH	Ruma	17,484	5,228	3.3	15,812	2,373	6.7	57	12	4.8	754	224	3.4	150	20	7.5
7	Bandarban RWH	Thanchi	14,642	3,685	4.0	9,910	2,001	5.0	75	24	3.1	1,191	206	5.8	10	34	0.3
8	Barishal RWH	Agailjhara	15,900	7,289	2.2	12,603	8,238	1.5	100	12	8.3	3,756	1,195	3.1	250	40	6.3
9	Barishal RWH	Babuganj	234,500	6,130	38.3	56,450	6,568	8.6	139	22	6.3	2,955	586	5.0	150	49	3.1
10	Barishal RWH	Bakerganj	353,735	14,745	24.0	70,054	13,991	5.0	272	21	13.0	8,095	1,922	4.2	400	90	4.4
11	Barishal RWH	Banari Para	206,840	5,861	35.3	38,070	6,743	5.6	164	17	9.6	3,272	469	7.0	200	65	3.1
12	Barishal RWH	Barishal Sadar (kotwali)	110,628	31,385	3.5	38,665	16,341	2.4	433	86	5.0	12,370	4,730	2.6	380	113	3.4
13	Barishal RWH	Bhandaria	13,332	10,836	1.2	32,515	8,304	3.9	485	26	18.7	4,368	1,088	4.0	350	46	7.6
14	Barishal RWH	Gaurnadi	30,200	9,810	3.1	40,875	10,560	3.9	193	16	12.1	5,600	1,245	4.5	150	34	4.4
15	Barishal RWH	Hizla	25,136	7,825	3.2	9,285	5,301	1.8	50	13	3.8	3,932	1,116	3.5	150	31	4.8
16	Barishal RWH	Indurkani	81,488	6,588	12.4	9,615	5,903	1.6	185	10	18.5	5,236	912	5.7	400	27	14.8
17	Barishal RWH	Jhalokati Sadar	73,900	19,596	3.8	36,410	11,750	3.1	190	26	7.3	4,419	1,127	3.9	400	73	5.5
18	Barishal RWH	Kanthalia	41,820	5,258	8.0	37,765	4,563	8.3	110	15	7.3	3,487	943	3.7	500	36	13.9
19	Barishal RWH	Kawkhali	53,400	6,565	8.1	52,405	4,155	12.6	225	23	9.8	2,470	350	7.1	250	22	11.4
20	Barishal RWH	Mathbaria	48,946	18,683	2.6	41,740	18,905	2.2	254	41	6.2	6,505	2,312	2.8	200	63	3.2
21	Barishal RWH	Mehendiganj	51,348	12,224	4.2	46,371	10,517	4.4	261	14	18.6	14,460	3,002	4.8	700	37	18.9
22	Barishal RWH	Muladi	28,518	14,030	2.0	13,890	9,686	1.4	189	5	37.8	8,018	2,070	3.9	100	22	4.5
23	Barishal RWH	Nalchity	17,424	8,671	2.0	22,220	7,454	3.0	274	16	17.1	4,120	1,497	2.8	200	45	4.4
24	Barishal RWH	Nazirpur	44,592	18,744	2.4	28,330	11,053	2.6	225	34	6.6	6,287	1,661	3.8	150	51	2.9
25	Barishal RWH	Nesarabad (swarupkati)	34,968	27,370	1.3	25,160	14,884	1.7	320	52	6.2	7,998	1,722	4.6	400	78	5.1



SL	Warehouse Name	Upazila Name	Condom			Shukhi			IUD			Injectables			Implant		
			CBL	AMD	MOS	CBL	AMD	MOS	CBL	AMD	MOS	CBL	AMD	MOS	CBL	AMD	MOS
26	Barishal RWH	Pirojpur Sadar	30,888	13,381	2.3	26,870	9,423	2.9	205	35	5.9	6,158	1,226	5.0	200	60	3.3
27	Barishal RWH	Rajapur	11,460	9,555	1.2	18,240	6,637	2.7	179	8	22.4	2,035	796	2.6	100	24	4.2
28	Barishal RWH	Wazirpur	736,360	11,843	62.2	16,285	12,619	1.3	347	28	12.4	3,836	1,057	3.6	200	92	2.2
29	Bhola RWH	Bhola Sadar	25,257	10,223	2.5	37,990	11,350	3.3	134	55	2.4	11,490	5,576	2.1	150	107	1.4
30	Bhola RWH	Burhanuddin	7,776	3,210	2.4	19,980	6,363	3.1	75	21	3.6	2,295	1,302	1.8	100	35	2.9
31	Bhola RWH	Char Fasson	36,800	19,541	1.9	16,320	18,137	0.9	92	52	1.8	14,770	7,496	2.0	300	76	3.9
32	Bhola RWH	Daulat Khan	14,206	2,113	6.7	24,600	4,823	5.1	70	15	4.7	7,600	3,396	2.2	50	23	2.2
33	Bhola RWH	Lalmohan	16,528	7,442	2.2	23,430	7,725	3.0	62	16	3.9	10,685	5,402	2.0	100	36	2.8
34	Bhola RWH	Manpura	11,264	2,868	3.9	7,500	2,782	2.7	34	1	34.0	4,934	1,776	2.8	70	23	3.0
35	Bhola RWH	Tazumuddin	16,548	1,457	11.4	20,626	2,533	8.1	45	8	5.6	3,640	1,487	2.4	100	25	4.0
36	Bogura RWH	Adamdighi	7,800	8,775	0.9	31,840	5,979	5.3	53	14	3.8	1,435	217	6.6	250	53	4.7
37	Bogura RWH	Akkelpur	14,436	7,101	2.0	47,125	5,961	7.9	21	15	1.4	2,042	432	4.7	200	65	3.1
38	Bogura RWH	Atrai	13,340	15,575	0.9	32,220	11,344	2.8	23	8	2.9	2,898	680	4.3	205	57	3.6
39	Bogura RWH	Badalgachhi	5,146	8,657	0.6	26,535	8,782	3.0	73	9	8.1	1,456	774	1.9	200	53	3.8
40	Bogura RWH	Bogura Sadar	27,468	54,871	0.5	35,930	15,375	2.3	164	41	4.0	5,095	1,893	2.7	365	164	2.2
41	Bogura RWH	Dhamoirhat	17,840	9,099	2.0	74,775	8,183	9.1	59	11	5.4	1,832	704	2.6	300	41	7.3
42	Bogura RWH	Dhunat	80,600	35,443	2.3	16,280	19,844	0.8	120	15	8.0	5,772	2,062	2.8	200	90	2.2
43	Bogura RWH	Dhupchanchia	13,350	8,551	1.6	24,755	7,988	3.1	41	12	3.4	3,054	729	4.2	250	89	2.8
44	Bogura RWH	Gabtali	40,572	17,407	2.3	862,045	11,201	77.0	53	8	6.6	4,134	1,822	2.3	300	90	3.3
45	Bogura RWH	Ghoraghat	3,100	9,481	0.3	14,325	6,576	2.2	33	7	4.7	446	511	0.9	2	91	0.0
46	Bogura RWH	Hakimpur	3,700	8,829	0.4	21,595	4,951	4.4	37	4	9.3	1,792	224	8.0	200	48	4.2
47	Bogura RWH	Joypurhat Sadar	61,888	20,629	3.0	10,630	11,545	0.9	115	38	3.0	4,800	1,470	3.3	640	135	4.7
48	Bogura RWH	Kahaloo	50,052	18,644	2.7	19,590	11,761	1.7	75	7	10.7	3,523	914	3.9	150	128	1.2
49	Bogura RWH	Kalai	28,872	8,850	3.3	70,925	7,667	9.3	52	10	5.2	1,212	487	2.5	300	45	6.7
50	Bogura RWH	Khetlal	32,052	8,652	3.7	516,120	5,305	97.3	60	21	2.9	2,000	475	4.2	200	50	4.0

SL	Warehouse Name	Upazila Name	Condom			Shukhi			IUD			Injectables			Implant		
			CBL	AMD	MOS	CBL	AMD	MOS	CBL	AMD	MOS	CBL	AMD	MOS	CBL	AMD	MOS
51	Bogura RWH	Mahadebpur	25,188	17,106	1.5	38,040	15,639	2.4	41	5	8.2	4,336	891	4.9	150	70	2.1
52	Bogura RWH	Manda	30,906	24,936	1.2	29,425	26,752	1.1	265	66	4.0	5,843	2,061	2.8	100	81	1.2
53	Bogura RWH	Nandigram	36,600	10,271	3.6	16,320	11,081	1.5	30	3	10.0	1,600	354	4.5	200	42	4.8
54	Bogura RWH	Naogaon Sadar	17,700	23,166	0.8	27,105	12,688	2.1	183	29	6.3	3,359	1,268	2.6	300	87	3.4
55	Bogura RWH	Niamatpur	18,554	11,769	1.6	26,290	9,777	2.7	89	12	7.4	2,911	1,028	2.8	50	63	0.8
56	Bogura RWH	Panchbibi	31,940	15,886	2.0	395,114	8,315	47.5	26	19	1.4	1,957	830	2.4	300	87	3.4
57	Bogura RWH	Patnitala	11,100	11,955	0.9	44,225	11,564	3.8	67	12	5.6	3,463	837	4.1	100	57	1.8
58	Bogura RWH	Porsha	21,780	10,401	2.1	41,720	8,690	4.8	47	12	3.9	1,494	563	2.7	200	36	5.6
59	Bogura RWH	Raninagar	5,900	12,045	0.5	18,960	11,709	1.6	35	10	3.5	2,394	577	4.1	200	26	7.7
60	Bogura RWH	Sapahar	16,596	11,002	1.5	26,440	9,785	2.7	48	11	4.4	2,058	1,087	1.9	200	30	6.7
61	Bogura RWH	Sariakandi	42,192	14,883	2.8	79,740	8,829	9.0	119	19	6.3	2,752	1,115	2.5	150	152	1.0
62	Bogura RWH	Shajahanpur	114,384	42,192	2.7	27,790	12,667	2.2	57	12	4.8	4,896	1,002	4.9	400	97	4.1
63	Bogura RWH	Sherpur	57,200	30,132	1.9	33,960	16,180	2.1	80	13	6.2	4,464	1,568	2.8	100	99	1.0
64	Bogura RWH	Shibganj	45,000	12,042	3.7	27,060	13,450	2.0	65	12	5.4	6,300	2,156	2.9	250	92	2.7
65	Bogura RWH	Sonatola	36,000	9,800	3.7	152,480	10,145	15.0	155	40	3.9	2,654	834	3.2	250	126	2.0
66	Chattogram RWH	Anowara	18,900	9,296	2.0	41,630	9,107	4.6	80	14	5.7	2,720	669	4.1	450	68	6.6
67	Chattogram RWH	Banshkhali	56,160	13,436	4.2	7,080	8,230	0.9	259	13	19.9	7,946	1,496	5.3	300	122	2.5
68	Chattogram RWH	Boalkhali	47,157	9,184	5.1	29,900	7,532	4.0	364	33	11.0	7,842	533	14.7	700	53	13.2
69	Chattogram RWH	Chandanaish	35,400	6,958	5.1	22,105	7,613	2.9	272	24	11.3	3,606	885	4.1	750	66	11.4
70	Chattogram RWH	Dighinala	26,100	8,559	3.0	17,148	8,459	2.0	230	26	8.8	7,006	1,052	6.7	400	44	9.1
71	Chattogram RWH	Double Mooring	312	56,688	0.0	19,945	13,092	1.5	1,342	228	5.9	14,663	3,397	4.3	1,000	243	4.1
72	Chattogram RWH	Fatikchhari	21,000	14,356	1.5	17,020	12,572	1.4	204	14	14.6	4,610	1,913	2.4	550	209	2.6
73	Chattogram RWH	Guimara	25,692	1,299	19.8	16,550	2,993	5.5	218	9	24.2	3,383	196	17.3	300	20	15.0
74	Chattogram RWH	Hathazari	24,132	37,308	0.6	8,305	20,327	0.4	220	20	11.0	7,971	1,532	5.2	700	66	10.6
75	Chattogram RWH	Khagrachhari Sadar	32,844	2,983	11.0	20,420	5,249	3.9	266	51	5.2	4,331	468	9.3	575	34	16.9

SL	Warehouse Name	Upazila Name	Condom			Shukhi			IUD			Injectables			Implant		
			CBL	AMD	MOS	CBL	AMD	MOS	CBL	AMD	MOS	CBL	AMD	MOS	CBL	AMD	MOS
76	Chattogram RWH	Lakshmichhari	18,691	1,718	10.9	14,512	2,482	5.8	183	10	18.3	1,624	97	16.7	200	25	8.0
77	Chattogram RWH	Lohagara	56,172	4,387	12.8	36,745	5,854	6.3	242	20	12.1	6,846	978	7.0	500	44	11.4
78	Chattogram RWH	Mahalchhari	23,700	4,049	5.9	11,475	3,973	2.9	140	18	7.8	2,725	323	8.4	450	44	10.2
79	Chattogram RWH	Manikchhari	18,470	1,450	12.7	51,550	1,548	33.3	136	12	11.3	2,775	445	6.2	250	25	10.0
80	Chattogram RWH	Matiranga	49,100	8,843	5.6	22,020	6,412	3.4	217	26	8.3	5,875	761	7.7	600	68	8.8
81	Chattogram RWH	Mirsharai	26,210	12,194	2.1	20,860	10,758	1.9	302	49	6.2	4,235	1,746	2.4	450	66	6.8
82	Chattogram RWH	Panchhari	24,610	4,405	5.6	15,090	4,235	3.6	268	9	29.8	2,499	221	11.3	400	27	14.8
83	Chattogram RWH	Panchlaish	10,464	39,705	0.3	12,250	9,403	1.3	720	133	5.4	9,843	2,984	3.3	486	163	3.0
84	Chattogram RWH	Patiya	33,900	16,680	2.0	31,250	16,422	1.9	370	91	4.1	5,430	1,961	2.8	1,050	154	6.8
85	Chattogram RWH	Ramgarh	12,340	3,242	3.8	18,750	3,121	6.0	138	7	19.7	907	151	6.0	200	27	7.4
86	Chattogram RWH	Rangunia	62,544	13,862	4.5	42,710	12,226	3.5	505	30	16.8	11,804	1,474	8.0	1,100	109	10.1
87	Chattogram RWH	Raozan	16,258	14,008	1.2	12,019	10,873	1.1	252	56	4.5	8,837	1,211	7.3	300	112	2.7
88	Chattogram RWH	Sandwip	29,256	10,450	2.8	21,295	12,632	1.7	221	4	55.3	4,907	1,330	3.7	750	87	8.6
89	Chattogram RWH	Satkania	40,360	14,028	2.9	11,890	11,061	1.1	212	20	10.6	6,340	832	7.6	600	76	7.9
90	Chattogram RWH	Sitakunda	36,180	14,934	2.4	23,375	8,040	2.9	294	39	7.5	8,343	1,184	7.0	700	48	14.6
91	Cox's Bazar RWH	Chakaria	30,036	15,573	1.9	14,736	13,677	1.1	239	106	2.3	6,796	3,505	1.9	1,300	194	6.7
92	Cox's Bazar RWH	Cox's Bazar Sadar	145,736	16,510	8.8	158,632	10,813	14.7	413	67	6.2	16,548	3,464	4.8	200	111	1.8
93	Cox's Bazar RWH	Kutubdia	16,704	3,743	4.5	21,340	3,155	6.8	145	56	2.6	5,586	1,108	5.0	600	95	6.3
94	Cox's Bazar RWH	Maheshkhali	111,355	5,975	18.6	26,442	14,072	1.9	165	57	2.9	7,246	3,143	2.3	1,400	179	7.8
95	Cox's Bazar RWH	Pekua	90,000	7,031	12.8	99,850	6,939	14.4	165	40	4.1	6,914	2,947	2.3	300	92	3.3
96	Cox's Bazar RWH	Ramu	83,256	16,258	5.1	85,680	6,605	13.0	324	66	4.9	8,180	1,906	4.3	800	122	6.6
97	Cox's Bazar RWH	Teknaf	43,472	20,667	2.1	11,240	13,232	0.8	260	90	2.9	8,167	4,322	1.9	250	168	1.5
98	Cox's Bazar RWH	Ukhia	16,020	6,849	2.3	34,524	5,500	6.3	202	76	2.7	2,482	1,237	2.0	650	179	3.6
99	Cumilla RWH	Akhaura	28,200	6,987	4.0	15,800	5,402	2.9	146	12	12.2	4,230	766	5.5	300	38	7.9
100	Cumilla RWH	Ashuganj	62,112	10,912	5.7	26,795	7,004	3.8	204	22	9.3	5,659	888	6.4	300	56	5.4

SL	Warehouse Name	Upazila Name	Condom			Shukhi			IUD			Injectables			Implant		
			CBL	AMD	MOS	CBL	AMD	MOS	CBL	AMD	MOS	CBL	AMD	MOS	CBL	AMD	MOS
101	Cumilla RWH	Banchharampur	59,100	14,414	4.1	47,905	9,246	5.2	450	30	15.0	8,163	1,513	5.4	500	204	2.5
102	Cumilla RWH	Barura	39,000	10,617	3.7	8,580	10,545	0.8	175	42	4.2	1,360	2,899	0.5	150	48	3.1
103	Cumilla RWH	Bijoy Nagar	41,208	8,617	4.8	25,661	8,786	2.9	220	11	20.0	6,341	1,230	5.2	300	33	9.1
104	Cumilla RWH	Brahman Para	40,748	6,963	5.9	32,870	6,974	4.7	257	22	11.7	5,121	1,037	4.9	400	57	7.0
105	Cumilla RWH	Brahmanbaria Sadar	83,300	18,631	4.5	52,195	9,604	5.4	280	60	4.7	5,907	1,903	3.1	300	97	3.1
106	Cumilla RWH	Burichang	46,778	23,513	2.0	15,305	17,213	0.9	395	42	9.4	6,048	1,840	3.3	350	73	4.8
107	Cumilla RWH	Chandina	28,536	13,558	2.1	2,800	14,671	0.2	157	34	4.6	2,599	2,514	1.0	50	46	1.1
108	Cumilla RWH	Chandpur Sadar	50,200	14,764	3.4	26,420	13,539	2.0	387	103	3.8	12,692	2,394	5.3	540	124	4.4
109	Cumilla RWH	Chauddagam	30,032	15,095	2.0	4,680	12,196	0.4	172	22	7.8	3,597	3,213	1.1	200	46	4.3
110	Cumilla RWH	Cumilla Adarsha Sadar	23,766	43,135	0.6	51,095	15,636	3.3	352	64	5.5	4,623	2,640	1.8	200	155	1.3
111	Cumilla RWH	Cumilla Sadar Dakshin	46,884	11,925	3.9	10,390	11,919	0.9	146	23	6.3	3,576	2,064	1.7	270	58	4.7
112	Cumilla RWH	Daudkandi	53,028	11,485	4.6	25,235	10,883	2.3	122	66	1.8	5,218	1,816	2.9	50	44	1.1
113	Cumilla RWH	Debidwar	59,700	18,965	3.1	15,440	14,678	1.1	264	29	9.1	6,211	3,189	1.9	500	58	8.6
114	Cumilla RWH	Faridganj	35,000	18,538	1.9	34,140	17,656	1.9	540	63	8.6	7,490	2,765	2.7	600	190	3.2
115	Cumilla RWH	Haim Char	28,300	4,402	6.4	12,740	5,607	2.3	217	17	12.8	1,885	500	3.8	200	39	5.1
116	Cumilla RWH	Hajiganj	25,700	7,204	3.6	31,650	11,422	2.8	353	53	6.7	9,781	1,879	5.2	500	70	7.1
117	Cumilla RWH	Homna	24,780	17,643	1.4	8,810	9,625	0.9	245	29	8.4	5,623	1,021	5.5	350	47	7.4
118	Cumilla RWH	Kachua	12,940	14,743	0.9	13,245	11,647	1.1	251	43	5.8	5,572	3,234	1.7	200	78	2.6
119	Cumilla RWH	Kasba	55,200	19,220	2.9	28,780	10,413	2.8	241	38	6.3	7,443	1,227	6.1	410	187	2.2
120	Cumilla RWH	Laksam	63,000	10,098	6.2	30,750	7,700	4.0	170	25	6.8	6,384	1,493	4.3	400	49	8.2
121	Cumilla RWH	Lalmaj	11,604	4,071	2.9	3,903	5,734	0.7	178	7	25.4	3,926	807	4.9	250	25	10.0
122	Cumilla RWH	Manoharganj	32,200	11,593	2.8	31,570	8,069	3.9	171	8	21.4	5,227	1,280	4.1	350	32	10.9
123	Cumilla RWH	Matlab Dakshin	44,176	7,966	5.5	23,097	8,672	2.7	269	19	14.2	4,282	1,652	2.6	350	61	5.7
124	Cumilla RWH	Matlab Uttar	50,500	11,028	4.6	19,875	10,734	1.9	174	69	2.5	5,346	1,104	4.8	50	117	0.4
125	Cumilla RWH	Meghna	29,912	6,874	4.4	17,645	4,989	3.5	175	15	11.7	2,818	866	3.3	300	57	5.3

SL	Warehouse Name	Upazila Name	Condom			Shukhi			IUD			Injectables			Implant		
			CBL	AMD	MOS	CBL	AMD	MOS	CBL	AMD	MOS	CBL	AMD	MOS	CBL	AMD	MOS
126	Cumilla RWH	Muradnagar	61,500	27,005	2.3	17,675	17,074	1.0	265	24	11.0	7,975	2,889	2.8	250	171	1.5
127	Cumilla RWH	Nabinagar	53,324	16,994	3.1	13,130	10,713	1.2	109	29	3.8	5,703	1,644	3.5	250	121	2.1
128	Cumilla RWH	Nangalkot	14,800	16,915	0.9	17,801	9,955	1.8	93	10	9.3	4,750	2,081	2.3	50	91	0.5
129	Cumilla RWH	Nasirnagar	41,748	9,801	4.3	5,870	11,729	0.5	120	13	9.2	1,161	1,297	0.9	50	82	0.6
130	Cumilla RWH	Sarail	9,200	21,090	0.4	9,820	11,066	0.9	230	13	17.7	3,148	1,578	2.0	100	77	1.3
131	Cumilla RWH	Shahrasti	36,000	7,400	4.9	18,120	9,536	1.9	237	28	8.5	1,739	2,241	0.8	200	50	4.0
132	Cumilla RWH	Titas	49,116	17,028	2.9	32,475	6,612	4.9	202	29	7.0	4,936	1,925	2.6	300	20	15.0
133	Dhaka CWH	Araihazar	25,128	15,940	1.6	15,260	19,892	0.8	148	42	3.5	4,483	2,112	2.1	300	110	2.7
134	Dhaka CWH	Bandar	46,080	33,748	1.4	14,466	14,097	1.0	85	24	3.5	3,892	1,900	2.0	400	48	8.3
135	Dhaka CWH	Belabo	18,552	10,613	1.7	3,300	8,956	0.4	95	15	6.3	2,200	999	2.2	550	42	13.1
136	Dhaka CWH	Daulatpur	18,000	10,398	1.7	33,000	7,892	4.2	118	6	19.7	3,202	1,002	3.2	500	54	9.3
137	Dhaka CWH	Dhamrai	702	25,854	0.0	2,000	17,385	0.1	326	115	2.8	1,965	1,500	1.3	300	58	5.2
138	Dhaka CWH	Dohar	13,092	13,910	0.9	33,025	7,337	4.5	90	13	6.9	1,427	714	2.0	600	43	14.0
139	Dhaka CWH	Gazaria	13,788	10,102	1.4	4,715	7,719	0.6	41	22	1.9	1,399	663	2.1	101	43	2.3
140	Dhaka CWH	Gazipur Sadar	24,665	50,594	0.5	36,190	17,192	2.1	138	64	2.2	3,686	2,109	1.7	200	100	2.0
141	Dhaka CWH	Ghior	25,200	11,405	2.2	35,665	7,500	4.8	54	11	4.9	1,761	566	3.1	600	47	12.8
142	Dhaka CWH	Harirampur	7,152	18,818	0.4	55,326	6,325	8.7	58	4	14.5	995	397	2.5	693	50	13.9
143	Dhaka CWH	Kaliakair	40,081	26,395	1.5	14,439	15,762	0.9	137	51	2.7	1,820	979	1.9	300	59	5.1
144	Dhaka CWH	Kaliganj	47,984	32,048	1.5	10	13,798	0.0	126	20	6.3	3,609	1,880	1.9	400	61	6.6
145	Dhaka CWH	Kapasia	36,516	28,132	1.3	44,810	18,477	2.4	28	8	3.5	1,608	786	2.0	400	130	3.1
146	Dhaka CWH	Keraniganj	58,000	40,383	1.4	13,480	17,361	0.8	253	101	2.5	5,328	2,731	2.0	50	143	0.3
147	Dhaka CWH	Lohajang	25,224	12,896	2.0	32,340	7,101	4.6	50	9	5.6	1,608	566	2.8	600	46	13.0
148	Dhaka CWH	Manikganj Sadar	52,800	29,830	1.8	24,000	10,947	2.2	177	20	8.9	2,951	866	3.4	600	115	5.2
149	Dhaka CWH	Manohardi	28,500	13,436	2.1	31,615	8,158	3.9	141	30	4.7	4,170	1,684	2.5	800	30	26.7
150	Dhaka CWH	Mirpur	2,400	162,883	0.0	72,328	34,056	2.1	725	304	2.4	16,151	8,549	1.9	650	451	1.4



SL	Warehouse Name	Upazila Name	Condom			Shukhi			IUD			Injectables			Implant		
			CBL	AMD	MOS	CBL	AMD	MOS	CBL	AMD	MOS	CBL	AMD	MOS	CBL	AMD	MOS
151	Dhaka CWH	Munshiganj Sadar	63,744	29,778	2.1	27,440	15,443	1.8	97	19	5.1	3,116	1,530	2.0	300	49	6.1
152	Dhaka CWH	Narayanganj Sadar	86,376	81,271	1.1	44,795	44,206	1.0	190	29	6.6	13,943	6,747	2.1	800	129	6.2
153	Dhaka CWH	Narsingdi Sadar	58,200	43,274	1.3	2,082	42,981	0.0	275	123	2.2	11,983	7,054	1.7	1,200	107	11.2
154	Dhaka CWH	Nawabganj	23,755	16,077	1.5	35,460	9,876	3.6	157	27	5.8	1,730	668	2.6	300	49	6.1
155	Dhaka CWH	Palash	5,100	13,657	0.4	670	10,900	0.1	114	13	8.8	1,757	873	2.0	100	45	2.2
156	Dhaka CWH	Roypura	51,000	40,573	1.3	40,320	21,917	1.8	238	63	3.8	7,255	3,376	2.1	800	82	9.8
157	Dhaka CWH	Rupganj	38,188	37,671	1.0	11,375	30,862	0.4	133	28	4.8	6,056	2,792	2.2	300	89	3.4
158	Dhaka CWH	Saturia	20,500	15,540	1.3	3,120	8,883	0.4	57	32	1.8	1,157	619	1.9	0	62	0.0
159	Dhaka CWH	Savar	22,300	80,017	0.3	26,950	22,521	1.2	213	86	2.5	6,988	3,378	2.1	800	111	7.2
160	Dhaka CWH	Serajdikhan	36,000	19,824	1.8	15,210	14,133	1.1	85	21	4.0	2,383	840	2.8	600	55	10.9
161	Dhaka CWH	Shibalaya	18,600	12,783	1.5	9,550	8,060	1.2	99	12	8.3	2,350	938	2.5	400	47	8.5
162	Dhaka CWH	Shibpur	33,864	16,685	2.0	30,110	12,761	2.4	61	13	4.7	3,413	1,609	2.1	600	50	12.0
163	Dhaka CWH	Singair	40,688	25,673	1.6	46,750	13,066	3.6	100	17	5.9	1,573	740	2.1	600	54	11.1
164	Dhaka CWH	Sonargaon	36,401	26,951	1.4	25,192	20,555	1.2	140	26	5.4	5,696	2,703	2.1	200	59	3.4
165	Dhaka CWH	Sreenagar	25,200	15,171	1.7	62,425	10,036	6.2	46	14	3.3	2,176	680	3.2	900	44	20.5
166	Dhaka CWH	Sreepur	158,360	27,597	5.7	32,280	20,457	1.6	170	37	4.6	2,837	1,363	2.1	600	107	5.6
167	Dhaka CWH	Tejgaon	227,300	187,845	1.2	472,560	59,252	8.0	1,130	571	2.0	23,050	11,473	2.0	2,000	877	2.3
168	Dhaka CWH	Tongi	44,608	25,970	1.7	24,570	8,928	2.8	197	35	5.6	1,563	782	2.0	530	61	8.7
169	Dhaka CWH	Tongibari	15,402	11,717	1.3	18,895	8,137	2.3	23	7	3.3	993	443	2.2	600	26	23.1
170	Dinajpur RWH	Atwari	6,598	2,807	2.4	40,392	4,475	9.0	107	4	26.8	2,454	733	3.3	200	26	7.7
171	Dinajpur RWH	Baliadangi	7,700	2,721	2.8	37,960	5,284	7.2	105	6	17.5	3,099	1,479	2.1	250	35	7.1
172	Dinajpur RWH	Biral	21,026	8,942	2.4	60,480	11,968	5.1	163	8	20.4	3,218	1,123	2.9	210	92	2.3
173	Dinajpur RWH	Birampur	11,700	5,607	2.1	28,520	6,069	4.7	77	15	5.1	2,145	368	5.8	250	69	3.6
174	Dinajpur RWH	Birganj	21,000	10,485	2.0	31,680	15,208	2.1	98	8	12.3	4,151	1,731	2.4	250	172	1.5
175	Dinajpur RWH	Bochaganj	12,400	5,235	2.4	20,470	7,362	2.8	135	25	5.4	1,985	625	3.2	400	96	4.2

SL	Warehouse Name	Upazila Name	Condom			Shukhi			IUD			Injectables			Implant		
			CBL	AMD	MOS	CBL	AMD	MOS	CBL	AMD	MOS	CBL	AMD	MOS	CBL	AMD	MOS
176	Dinajpur RWH	Boda	18,200	7,966	2.3	12,120	14,381	0.8	110	8	13.8	4,116	2,116	1.9	200	110	1.8
177	Dinajpur RWH	Chirirbandar	19,035	9,217	2.1	35,275	12,201	2.9	65	10	6.5	3,400	1,392	2.4	0	138	0.0
178	Dinajpur RWH	Debiganj	17,200	7,055	2.4	52,180	12,141	4.3	193	15	12.9	5,308	2,600	2.0	50	71	0.7
179	Dinajpur RWH	Dinajpur Sadar	62,000	23,446	2.6	39,750	11,353	3.5	95	38	2.5	6,133	2,407	2.5	20	281	0.1
180	Dinajpur RWH	Fulbari	18,588	9,501	2.0	26,250	7,639	3.4	44	17	2.6	1,920	549	3.5	250	61	4.1
181	Dinajpur RWH	Haripur	7,300	3,797	1.9	33,440	6,393	5.2	120	10	12.0	2,056	785	2.6	150	17	8.8
182	Dinajpur RWH	Kaharole	11,400	3,467	3.3	23,520	9,239	2.5	74	16	4.6	1,911	662	2.9	0	98	0.0
183	Dinajpur RWH	Khansama	25,500	4,253	6.0	23,520	11,921	2.0	216	9	24.0	3,800	1,715	2.2	200	88	2.3
184	Dinajpur RWH	Nawabganj	15,000	10,879	1.4	51,360	8,667	5.9	93	4	23.3	3,470	1,207	2.9	100	60	1.7
185	Dinajpur RWH	Panchagarh Sadar	19,752	10,967	1.8	16,710	11,196	1.5	61	18	3.4	4,619	2,120	2.2	50	46	1.1
186	Dinajpur RWH	Parbatipur	42,000	20,223	2.1	49,880	13,639	3.7	169	30	5.6	3,996	1,953	2.0	150	131	1.1
187	Dinajpur RWH	Pirganj	14,600	8,042	1.8	24,960	10,562	2.4	93	27	3.4	3,025	954	3.2	200	87	2.3
188	Dinajpur RWH	Ranisankail	12,852	4,956	2.6	18,580	10,708	1.7	127	6	21.2	2,396	1,097	2.2	200	52	3.8
189	Dinajpur RWH	Tentulia	11,616	5,071	2.3	9,360	5,525	1.7	75	16	4.7	2,263	493	4.6	150	32	4.7
190	Dinajpur RWH	Thakurgaon Sadar	33,300	15,947	2.1	41,865	20,178	2.1	130	21	6.2	10,442	4,678	2.2	510	227	2.2
191	Faridpur RWH	Alfadanga	39,980	7,465	5.4	4,970	3,870	1.3	125	9	13.9	963	553	1.7	400	72	5.6
192	Faridpur RWH	Baliakandi	134,220	13,047	10.3	17,572	11,936	1.5	62	11	5.6	1,942	830	2.3	500	44	11.4
193	Faridpur RWH	Bhanga	102,000	25,441	4.0	18,892	14,944	1.3	140	65	2.2	2,911	937	3.1	750	177	4.2
194	Faridpur RWH	Bhedarganj	26,296	7,703	3.4	16,900	8,287	2.0	104	25	4.2	3,582	1,409	2.5	600	47	12.8
195	Faridpur RWH	Boalmari	26,092	13,400	1.9	13,315	11,106	1.2	107	14	7.6	1,081	1,054	1.0	600	129	4.7
196	Faridpur RWH	Char Bhadrasan	18,070	10,113	1.8	170	2,959	0.1	52	6	8.7	2,825	221	12.8	100	31	3.2
197	Faridpur RWH	Damudya	16,812	4,420	3.8	17,115	2,996	5.7	90	17	5.3	2,430	290	8.4	100	15	6.7
198	Faridpur RWH	Faridpur Sadar	68,544	41,429	1.7	19,225	19,567	1.0	47	25	1.9	6,575	2,995	2.2	541	172	3.1
199	Faridpur RWH	Goalanda	210,384	7,138	29.5	12,075	4,182	2.9	22	6	3.7	2,317	601	3.9	300	42	7.1
200	Faridpur RWH	Gopalganj Sadar	44,050	34,976	1.3	3,592	16,651	0.2	68	41	1.7	3,710	1,274	2.9	450	140	3.2

SL	Warehouse Name	Upazila Name	Condom			Shukhi			IUD			Injectables			Implant		
			CBL	AMD	MOS	CBL	AMD	MOS	CBL	AMD	MOS	CBL	AMD	MOS	CBL	AMD	MOS
201	Faridpur RWH	Gosairhat	174,204	8,202	21.2	22,880	6,672	3.4	212	26	8.2	3,501	823	4.3	400	40	10.0
202	Faridpur RWH	Kalkini	23,700	22,433	1.1	20,325	15,349	1.3	274	22	12.5	3,256	1,441	2.3	500	54	9.3
203	Faridpur RWH	Kalukhali	11,660	8,889	1.3	915	8,646	0.1	35	9	3.9	1,623	566	2.9	0	42	0.0
204	Faridpur RWH	Kashiani	53,568	16,929	3.2	8,930	10,383	0.9	20	4	5.0	2,531	830	3.0	400	78	5.1
205	Faridpur RWH	Kotalipara	36,600	12,240	3.0	37,985	15,807	2.4	22	10	2.2	3,693	810	4.6	350	60	5.8
206	Faridpur RWH	Madaripur Sadar	18,732	19,436	1.0	18,350	22,587	0.8	331	59	5.6	7,716	3,465	2.2	400	113	3.5
207	Faridpur RWH	Madhukhali	172,332	11,356	15.2	23,975	12,446	1.9	244	42	5.8	4,183	1,173	3.6	700	95	7.4
208	Faridpur RWH	Muksudpur	58,572	22,835	2.6	9,730	24,028	0.4	56	15	3.7	2,873	1,998	1.4	400	74	5.4
209	Faridpur RWH	Nagarkanda	35,964	16,484	2.2	17,328	10,288	1.7	263	26	10.1	2,980	547	5.4	450	51	8.8
210	Faridpur RWH	Naria	157,787	10,415	15.1	16,315	9,391	1.7	115	10	11.5	2,409	566	4.3	550	62	8.9
211	Faridpur RWH	Pangsha	39,600	15,981	2.5	19,200	13,179	1.5	112	22	5.1	3,248	1,166	2.8	500	90	5.6
212	Faridpur RWH	Rajbari Sadar	56,100	28,097	2.0	18,595	13,181	1.4	500	88	5.7	3,413	1,400	2.4	550	194	2.8
213	Faridpur RWH	Rajoir	20,878	11,818	1.8	9,985	12,401	0.8	51	3	17.0	2,125	976	2.2	400	58	6.9
214	Faridpur RWH	Sadarpur	30,739	18,896	1.6	14,400	7,153	2.0	50	5	10.0	2,328	653	3.6	300	32	9.4
215	Faridpur RWH	Saltha	36,948	10,813	3.4	14,220	8,964	1.6	171	32	5.3	1,643	507	3.2	300	64	4.7
216	Faridpur RWH	Shariatpur Sadar	30,424	9,611	3.2	5,350	7,772	0.7	289	54	5.4	2,107	656	3.2	200	102	2.0
217	Faridpur RWH	Shib Char	64,036	22,130	2.9	29,425	16,989	1.7	175	24	7.3	5,204	1,377	3.8	50	78	0.6
218	Faridpur RWH	Tungipara	26,716	11,646	2.3	15,665	6,203	2.5	44	4	11.0	1,293	460	2.8	400	41	9.8
219	Faridpur RWH	Zanjira	63,869	14,556	4.4	16,236	7,713	2.1	276	15	18.4	3,314	804	4.1	550	29	19.0
220	Jamalpur RWH	Bakshiganj	208	13,383	0.0	33,720	14,784	2.3	109	9	12.1	1,651	1,045	1.6	150	46	3.3
221	Jamalpur RWH	Char Rajibpur	8,460	12,502	0.7	15,885	2,942	5.4	62	7	8.9	2,015	804	2.5	90	42	2.1
222	Jamalpur RWH	Dewanganj	21,600	23,925	0.9	62,240	11,803	5.3	85	9	9.4	4,250	2,252	1.9	400	93	4.3
223	Jamalpur RWH	Islampur	40,872	35,296	1.2	73,045	19,301	3.8	81	20	4.1	3,634	1,776	2.0	350	70	5.0
224	Jamalpur RWH	Jamalpur Sadar	54,600	45,823	1.2	84,960	41,059	2.1	250	43	5.8	9,000	4,811	1.9	300	87	3.4
225	Jamalpur RWH	Jhenaigati	9,775	13,248	0.7	51,360	14,165	3.6	44	4	11.0	3,204	1,644	1.9	350	46	7.6

SL	Warehouse Name	Upazila Name	Condom			Shukhi			IUD			Injectables			Implant		
			CBL	AMD	MOS	CBL	AMD	MOS	CBL	AMD	MOS	CBL	AMD	MOS	CBL	AMD	MOS
226	Jamalpur RWH	Madarganj	18,200	12,286	1.5	40,800	10,932	3.7	130	17	7.6	1,300	639	2.0	300	96	3.1
227	Jamalpur RWH	Melandaha	22,800	20,724	1.1	32,760	18,865	1.7	130	26	5.0	2,750	1,493	1.8	300	65	4.6
228	Jamalpur RWH	Nakla	608	16,284	0.0	29,240	12,835	2.3	24	8	3.0	2,954	1,184	2.5	200	86	2.3
229	Jamalpur RWH	Nalitabari	5,375	17,889	0.3	50,195	15,960	3.1	115	13	8.8	2,289	1,324	1.7	300	56	5.4
230	Jamalpur RWH	Raumari	5,400	20,095	0.3	19,680	9,424	2.1	41	13	3.2	3,189	1,209	2.6	50	29	1.7
231	Jamalpur RWH	Sarishabari	36,000	34,733	1.0	71,040	17,668	4.0	70	26	2.7	2,950	1,614	1.8	300	90	3.3
232	Jamalpur RWH	Sherpur Sadar	29,900	34,026	0.9	61,550	28,706	2.1	85	24	3.5	9,100	4,077	2.2	400	137	2.9
233	Jamalpur RWH	Sreebardi	1,824	18,297	0.1	47,159	15,115	3.1	115	7	16.4	1,524	783	1.9	150	96	1.6
234	Jashore RWH	Abhaynagar	14,460	20,853	0.7	10,255	9,214	1.1	115	8	14.4	3,083	1,599	1.9	100	52	1.9
235	Jashore RWH	Bagher Para	1,620	14,217	0.1	25,380	9,867	2.6	93	16	5.8	2,125	1,195	1.8	50	63	0.8
236	Jashore RWH	Chaugachha	14,900	20,153	0.7	15,825	10,260	1.5	117	8	14.6	1,503	907	1.7	200	41	4.9
237	Jashore RWH	Harinakunda	12,240	10,716	1.1	16,945	10,158	1.7	109	12	9.1	1,614	705	2.3	50	73	0.7
238	Jashore RWH	Jashore Sadar	11,300	58,037	0.2	141,928	28,860	4.9	120	35	3.4	7,106	3,279	2.2	50	146	0.3
239	Jashore RWH	Jhenaidah Sadar	6,055	21,793	0.3	41,380	14,093	2.9	106	40	2.7	2,350	1,588	1.5	0	84	0.0
240	Jashore RWH	Jhikargachha	35,400	19,376	1.8	31,050	7,290	4.3	75	10	7.5	2,000	1,123	1.8	100	31	3.2
241	Jashore RWH	Kalia	17,760	19,415	0.9	18,665	12,225	1.5	190	17	11.2	1,871	925	2.0	0	109	0.0
242	Jashore RWH	Kaliganj	5,688	18,569	0.3	68,160	12,412	5.5	34	13	2.6	1,628	877	1.9	400	52	7.7
243	Jashore RWH	Keshabpur	4,100	14,195	0.3	18,585	10,003	1.9	202	12	16.8	3,607	1,934	1.9	200	52	3.8
244	Jashore RWH	Kotchandpur	2,450	7,242	0.3	22,885	5,367	4.3	45	5	9.0	735	567	1.3	500	29	17.2
245	Jashore RWH	Lohagara	0	19,379	0.0	53,980	11,872	4.5	80	20	4.0	3,565	2,137	1.7	650	47	13.8
246	Jashore RWH	Magura Sadar	21,168	24,005	0.9	40,765	22,619	1.8	188	74	2.5	4,035	2,452	1.6	300	153	2.0
247	Jashore RWH	Maheshpur	3,554	14,102	0.3	45,135	8,615	5.2	239	18	13.3	4,100	2,187	1.9	400	30	13.3
248	Jashore RWH	Manirampur	19,400	32,848	0.6	41,215	20,933	2.0	127	13	9.8	10,394	5,270	2.0	100	71	1.4
249	Jashore RWH	Mohammadpur	16,056	8,880	1.8	44,965	9,258	4.9	177	14	12.6	1,499	813	1.8	0	65	0.0
250	Jashore RWH	Narail Sadar	70	22,970	0.0	5,270	16,896	0.3	187	24	7.8	3,161	1,995	1.6	100	87	1.1

SL	Warehouse Name	Upazila Name	Condom			Shukhi			IUD			Injectables			Implant		
			CBL	AMD	MOS	CBL	AMD	MOS	CBL	AMD	MOS	CBL	AMD	MOS	CBL	AMD	MOS
251	Jashore RWH	Shailkupa	9,396	20,619	0.5	53,005	14,941	3.5	262	12	21.8	3,052	1,538	2.0	300	80	3.8
252	Jashore RWH	Shalikha	16,092	9,360	1.7	6,060	9,070	0.7	28	11	2.5	1,171	682	1.7	200	44	4.5
253	Jashore RWH	Sharsha	636	42,891	0.0	11,775	14,382	0.8	60	9	6.7	5,378	2,987	1.8	300	50	6.0
254	Jashore RWH	Sreepur	14,676	10,268	1.4	20,230	9,034	2.2	74	18	4.1	1,654	753	2.2	200	66	3.0
255	Khulna RWH	Assasuni	30,700	15,783	1.9	52,800	20,684	2.6	22	5	4.4	2,576	1,436	1.8	350	39	9.0
256	Khulna RWH	Bagerhat Sadar	35,712	18,924	1.9	20,475	14,038	1.5	79	16	4.9	2,613	1,218	2.1	290	56	5.2
257	Khulna RWH	Batiaghata	49,800	19,110	2.6	20,020	11,943	1.7	65	7	9.3	1,500	802	1.9	400	40	10.0
258	Khulna RWH	Chitalmari	2,700	16,196	0.2	183,620	9,874	18.6	78	9	8.7	3,627	1,196	3.0	0	42	0.0
259	Khulna RWH	Dacope	27,600	10,693	2.6	208,030	11,324	18.4	75	12	6.3	1,568	573	2.7	200	89	2.2
260	Khulna RWH	Daulatpur	83,100	32,321	2.6	91,944	16,275	5.6	110	19	5.8	3,200	2,646	1.2	200	45	4.4
261	Khulna RWH	Debhata	5,400	18,540	0.3	49,575	11,335	4.4	35	4	8.8	1,655	518	3.2	300	21	14.3
262	Khulna RWH	Dumuria	81,900	29,274	2.8	220,590	24,732	8.9	147	22	6.7	4,909	3,170	1.5	250	108	2.3
263	Khulna RWH	Fakirhat	800	10,090	0.1	85,550	6,839	12.5	79	4	19.8	1,690	461	3.7	300	39	7.7
264	Khulna RWH	Kachua	21,492	7,884	2.7	21,065	7,583	2.8	52	15	3.5	1,970	581	3.4	100	38	2.6
265	Khulna RWH	Kalaroa	31,680	28,451	1.1	225,860	8,752	25.8	46	5	9.2	3,102	1,175	2.6	300	23	13.0
266	Khulna RWH	Kaliganj	3,300	33,464	0.1	53,730	23,634	2.3	76	4	19.0	3,996	1,647	2.4	200	42	4.8
267	Khulna RWH	Khulna Sadar	39,972	63,160	0.6	269,905	15,256	17.7	200	52	3.8	7,073	3,113	2.3	274	41	6.7
268	Khulna RWH	Koyra	18,540	14,006	1.3	62,000	18,736	3.3	79	15	5.3	1,775	673	2.6	100	73	1.4
269	Khulna RWH	Mollahat	2,997	9,781	0.3	38,400	9,363	4.1	60	2	30.0	1,793	416	4.3	200	50	4.0
270	Khulna RWH	Mongla	6,900	12,403	0.6	55,500	9,107	6.1	45	7	6.4	2,270	774	2.9	200	33	6.1
271	Khulna RWH	Morrelganj	54,288	15,102	3.6	170,915	17,466	9.8	177	65	2.7	4,621	1,499	3.1	550	83	6.6
272	Khulna RWH	Paikgachha	3,300	15,243	0.2	269,145	20,563	13.1	55	15	3.7	1,600	1,001	1.6	450	59	7.6
273	Khulna RWH	Phultala	56,400	22,982	2.5	405,260	6,142	66.0	115	26	4.4	1,695	746	2.3	200	58	3.4
274	Khulna RWH	Rampal	7,800	15,050	0.5	59,055	10,989	5.4	60	8	7.5	1,130	434	2.6	400	45	8.9
275	Khulna RWH	Rupsa	3,500	13,678	0.3	45,570	9,896	4.6	48	16	3.0	1,535	437	3.5	200	49	4.1

SL	Warehouse Name	Upazila Name	Condom			Shukhi			IUD			Injectables			Implant		
			CBL	AMD	MOS	CBL	AMD	MOS	CBL	AMD	MOS	CBL	AMD	MOS	CBL	AMD	MOS
276	Khulna RWH	Sarankhola	29,700	8,113	3.7	47,280	6,107	7.7	20	4	5.0	2,295	963	2.4	200	64	3.1
277	Khulna RWH	Satkhira Sadar	91,122	51,373	1.8	41,197	19,235	2.1	125	14	8.9	8,858	3,338	2.7	190	51	3.7
278	Khulna RWH	Shyamnagar	6,904	23,940	0.3	39,045	26,629	1.5	60	12	5.0	2,447	974	2.5	100	90	1.1
279	Khulna RWH	Tala	1,800	24,705	0.1	70,795	19,892	3.6	129	40	3.2	5,475	2,409	2.3	50	51	1.0
280	Khulna RWH	Terokhada	1,800	12,770	0.1	96,695	6,596	14.7	63	8	7.9	756	364	2.1	400	39	10.3
281	Kushtia RWH	Alamdanga	29,184	19,718	1.5	25,795	15,864	1.6	27	11	2.5	3,782	2,005	1.9	100	73	1.4
282	Kushtia RWH	Bheramara	22,128	14,387	1.5	15,315	7,944	1.9	24	6	4.0	1,830	1,036	1.8	110	52	2.1
283	Kushtia RWH	Chuadanga Sadar	53,100	32,576	1.6	20,015	12,124	1.7	43	20	2.2	5,175	3,093	1.7	200	44	4.5
284	Kushtia RWH	Damurhuda	32,724	21,853	1.5	30,255	12,201	2.5	29	14	2.1	4,908	3,067	1.6	150	73	2.1
285	Kushtia RWH	Daulatpur	63,900	37,384	1.7	17,375	18,912	0.9	179	3	59.7	6,966	3,596	1.9	300	30	10.0
286	Kushtia RWH	Gangni	43,260	25,953	1.7	22,035	10,356	2.1	62	17	3.6	5,539	3,796	1.5	400	29	13.8
287	Kushtia RWH	Jiban Nagar	7,300	5,215	1.4	27,180	5,405	5.0	51	24	2.1	2,046	1,153	1.8	150	53	2.8
288	Kushtia RWH	Khoksa	1,200	15,196	0.1	8,545	7,773	1.1	15	2	7.5	723	362	2.0	100	21	4.8
289	Kushtia RWH	Kumarkhali	23,374	24,387	1.0	19,442	11,199	1.7	58	5	11.6	2,280	1,401	1.6	250	54	4.6
290	Kushtia RWH	Kushtia Sadar	61,800	41,572	1.5	24,060	25,494	0.9	131	46	2.8	6,660	3,446	1.9	320	146	2.2
291	Kushtia RWH	Meherpur Sadar	50,752	28,763	1.8	43,390	7,460	5.8	8	12	0.7	4,880	2,226	2.2	150	27	5.6
292	Kushtia RWH	Mirpur	37,800	25,737	1.5	19,685	13,530	1.5	35	3	11.7	3,377	1,865	1.8	250	38	6.6
293	Kushtia RWH	Mujib Nagar	10,852	8,152	1.3	5,810	2,374	2.4	28	3	9.3	1,656	939	1.8	50	16	3.1
294	Mymensingh RWH	Atpara	24,852	6,045	4.1	20,220	9,687	2.1	110	5	22.0	1,533	637	2.4	250	54	4.6
295	Mymensingh RWH	Austagram	27,900	8,315	3.4	28,270	6,298	4.5	260	24	10.8	2,400	796	3.0	350	29	12.1
296	Mymensingh RWH	Bajitpur	53,392	12,575	4.2	96,210	11,961	8.0	138	14	9.9	1,989	738	2.7	200	34	5.9
297	Mymensingh RWH	Barhatta	13,164	10,921	1.2	31,580	13,253	2.4	129	7	18.4	3,232	1,448	2.2	100	61	1.6
298	Mymensingh RWH	Bhairab	54,582	18,588	2.9	43,410	11,015	3.9	152	26	5.8	3,036	1,256	2.4	300	76	3.9
299	Mymensingh RWH	Bhaluka	18,200	36,900	0.5	47,040	26,188	1.8	248	64	3.9	3,793	1,574	2.4	200	81	2.5
300	Mymensingh RWH	Dharampasha	38,288	19,308	2.0	63,020	15,111	4.2	60	13	4.6	3,754	1,457	2.6	300	170	1.8

SL	Warehouse Name	Upazila Name	Condom			Shukhi			IUD			Injectables			Implant		
			CBL	AMD	MOS	CBL	AMD	MOS	CBL	AMD	MOS	CBL	AMD	MOS	CBL	AMD	MOS
301	Mymensingh RWH	Dhobaura	45,800	11,961	3.8	31,405	12,714	2.5	51	5	10.2	2,700	1,225	2.2	250	27	9.3
302	Mymensingh RWH	Durgapur	48,400	20,530	2.4	48,000	15,671	3.1	97	7	13.9	5,814	2,427	2.4	100	55	1.8
303	Mymensingh RWH	Fulbaria	44,700	22,122	2.0	78,585	34,221	2.3	134	42	3.2	3,408	1,548	2.2	100	59	1.7
304	Mymensingh RWH	Gaffargaon	147,504	28,577	5.2	48,175	25,660	1.9	176	39	4.5	4,628	2,048	2.3	100	93	1.1
305	Mymensingh RWH	Gauripur	101,472	11,429	8.9	181,130	21,169	8.6	58	20	2.9	3,796	1,732	2.2	300	60	5.0
306	Mymensingh RWH	Haluaghat	82,820	12,661	6.5	22,852	19,777	1.2	62	16	3.9	3,435	1,426	2.4	100	60	1.7
307	Mymensingh RWH	Hossainpur	21,190	7,025	3.0	70,880	8,394	8.4	109	17	6.4	2,353	785	3.0	250	54	4.6
308	Mymensingh RWH	Ishwarganj	70,488	18,918	3.7	113,790	43,171	2.6	135	5	27.0	4,685	2,048	2.3	200	64	3.1
309	Mymensingh RWH	Itna	15,032	4,883	3.1	22,355	7,664	2.9	54	10	5.4	725	228	3.2	250	45	5.6
310	Mymensingh RWH	Kalmakanda	52,140	23,137	2.3	37,095	21,135	1.8	85	8	10.6	3,126	1,180	2.6	100	73	1.4
311	Mymensingh RWH	Karimganj	19,380	13,123	1.5	179,910	16,700	10.8	102	21	4.9	2,157	959	2.2	200	100	2.0
312	Mymensingh RWH	Katiadi	43,800	15,934	2.7	48,194	12,847	3.8	146	30	4.9	3,349	1,249	2.7	200	70	2.9
313	Mymensingh RWH	Kendua	56,432	18,303	3.1	74,815	24,410	3.1	114	9	12.7	3,130	1,301	2.4	426	106	4.0
314	Mymensingh RWH	Khaliajuri	15,192	7,206	2.1	22,630	6,106	3.7	140	6	23.3	951	436	2.2	100	42	2.4
315	Mymensingh RWH	Kishoreganj Sadar	39,384	29,752	1.3	55,485	23,869	2.3	224	74	3.0	5,571	2,410	2.3	250	88	2.8
316	Mymensingh RWH	Kuliar Char	21,300	8,433	2.5	38,245	8,052	4.7	100	7	14.3	1,708	751	2.3	200	52	3.8
317	Mymensingh RWH	Madan	32,756	10,754	3.0	35,490	11,504	3.1	95	6	15.8	1,305	694	1.9	50	79	0.6
318	Mymensingh RWH	Mithamain	24,756	9,313	2.7	35,090	8,008	4.4	132	7	18.9	1,118	252	4.4	300	35	8.6
319	Mymensingh RWH	Mohanganj	15,200	7,567	2.0	28,800	11,405	2.5	67	11	6.1	2,042	905	2.3	150	71	2.1
320	Mymensingh RWH	Muktagachha	75,312	24,368	3.1	80,400	31,174	2.6	78	25	3.1	4,890	2,211	2.2	200	86	2.3
321	Mymensingh RWH	Mymensingh Sadar	119,996	49,680	2.4	87,300	41,553	2.1	340	91	3.7	7,780	3,455	2.3	427	253	1.7
322	Mymensingh RWH	Nandail	55,500	13,995	4.0	81,580	39,670	2.1	105	22	4.8	4,923	2,264	2.2	300	71	4.2
323	Mymensingh RWH	Netrakona Sadar	36,694	24,025	1.5	70,395	26,228	2.7	137	8	17.1	5,948	2,650	2.2	400	135	3.0
324	Mymensingh RWH	Nikli	13,284	5,653	2.3	18,600	5,657	3.3	92	18	5.1	1,422	551	2.6	200	67	3.0
325	Mymensingh RWH	Pakundia	21,480	10,996	2.0	41,890	10,305	4.1	168	28	6.0	1,760	765	2.3	400	97	4.1

SL	Warehouse Name	Upazila Name	Condom			Shukhi			IUD			Injectables			Implant		
			CBL	AMD	MOS	CBL	AMD	MOS	CBL	AMD	MOS	CBL	AMD	MOS	CBL	AMD	MOS
326	Mymensingh RWH	Phulpur	59,700	23,699	2.5	34,870	41,958	0.8	140	33	4.2	5,480	2,817	1.9	200	179	1.1
327	Mymensingh RWH	Purbadhala	37,500	13,113	2.9	52,905	21,951	2.4	60	9	6.7	3,885	2,028	1.9	300	89	3.4
328	Mymensingh RWH	Tarail	30,896	10,719	2.9	120,105	9,738	12.3	99	21	4.7	2,062	595	3.5	150	43	3.5
329	Mymensingh RWH	Trishal	31,944	31,296	1.0	43,720	40,219	1.1	147	41	3.6	4,052	1,769	2.3	100	92	1.1
330	Noakhali RWH	Begumganj	15,600	19,830	0.8	14,610	10,938	1.3	242	146	1.7	1,658	1,924	0.9	10	139	0.1
331	Noakhali RWH	Chatkhil	36,360	5,103	7.1	28,585	4,613	6.2	277	47	5.9	3,171	831	3.8	201	46	4.4
332	Noakhali RWH	Chhagalnaiya	8,700	6,829	1.3	13,905	3,938	3.5	160	22	7.3	437	528	0.8	200	50	4.0
333	Noakhali RWH	Companiganj	18,628	7,225	2.6	13,195	5,112	2.6	200	26	7.7	3,152	1,038	3.0	100	63	1.6
334	Noakhali RWH	Daganbhuiyan	11,596	11,813	1.0	2,775	5,125	0.5	54	30	1.8	1,597	881	1.8	250	71	3.5
335	Noakhali RWH	Feni Sadar	68,300	31,010	2.2	27,615	12,194	2.3	391	217	1.8	6,044	3,182	1.9	950	129	7.4
336	Noakhali RWH	Fulgazi	9,540	4,466	2.1	16,900	2,770	6.1	248	20	12.4	1,442	378	3.8	300	28	10.7
337	Noakhali RWH	Hatiya	64,236	21,409	3.0	82,779	18,480	4.5	834	104	8.0	10,633	3,229	3.3	700	138	5.1
338	Noakhali RWH	Kabirhat	24,032	6,927	3.5	16,027	5,107	3.1	240	26	9.2	3,240	1,221	2.7	310	64	4.8
339	Noakhali RWH	Kamalnagar	14,844	6,471	2.3	15,215	5,704	2.7	140	48	2.9	4,390	3,104	1.4	205	102	2.0
340	Noakhali RWH	Lakshmpur Sadar	1,174	18,550	0.1	9,075	12,774	0.7	230	55	4.2	500	5,648	0.1	300	80	3.8
341	Noakhali RWH	Noakhali Sadar	32,088	24,271	1.3	18,760	8,956	2.1	296	156	1.9	4,348	2,626	1.7	300	149	2.0
342	Noakhali RWH	Parshuram	11,193	2,920	3.8	7,845	2,251	3.5	112	19	5.9	647	326	2.0	200	43	4.7
343	Noakhali RWH	Ramganj	8,724	14,532	0.6	20,710	6,772	3.1	109	14	7.8	7,128	1,943	3.7	200	42	4.8
344	Noakhali RWH	Ramgati	24,859	4,617	5.4	20,180	5,679	3.6	221	24	9.2	3,916	2,998	1.3	300	116	2.6
345	Noakhali RWH	Roypur	10,808	3,597	3.0	25,970	5,810	4.5	232	55	4.2	3,451	1,210	2.9	300	54	5.6
346	Noakhali RWH	Senbagh	2,300	8,684	0.3	8,800	5,043	1.7	174	39	4.5	422	1,397	0.3	50	60	0.8
347	Noakhali RWH	Sonagazi	30,540	10,979	2.8	21,875	6,521	3.4	160	36	4.4	4,264	1,732	2.5	400	68	5.9
348	Noakhali RWH	Sonaimuri	24,100	9,695	2.5	17,290	5,444	3.2	184	51	3.6	3,990	1,687	2.4	370	72	5.1
349	Noakhali RWH	Subarnachar	27,200	10,992	2.5	24,335	6,947	3.5	245	37	6.6	2,940	1,368	2.1	400	112	3.6
350	Pabna RWH	Atgharia	39,600	11,444	3.5	79,365	7,909	10.0	70	13	5.4	1,331	443	3.0	100	34	2.9



SL	Warehouse Name	Upazila Name	Condom			Shukhi			IUD			Injectables			Implant		
			CBL	AMD	MOS	CBL	AMD	MOS	CBL	AMD	MOS	CBL	AMD	MOS	CBL	AMD	MOS
351	Pabna RWH	Belkuchi	45,896	41,889	1.1	6,780	17,727	0.4	110	9	12.2	5,753	1,768	3.3	250	34	7.4
352	Pabna RWH	Bera	6,700	11,239	0.6	47,010	11,747	4.0	220	62	3.5	2,138	1,337	1.6	150	37	4.1
353	Pabna RWH	Bhangura	71,520	7,875	9.1	2,400	5,018	0.5	61	7	8.7	1,462	166	8.8	60	30	2.0
354	Pabna RWH	Chatmohar	67,068	32,029	2.1	12,480	24,978	0.5	379	26	14.6	4,740	1,775	2.7	100	51	2.0
355	Pabna RWH	Faridpur	61,056	8,604	7.1	4,230	5,766	0.7	208	13	16.0	1,003	1,032	1.0	100	39	2.6
356	Pabna RWH	Ishwardi	27,730	34,678	0.8	35,980	17,282	2.1	177	23	7.7	4,265	1,328	3.2	200	102	2.0
357	Pabna RWH	Kamarkhanda	47,974	14,309	3.4	7,350	8,564	0.9	82	12	6.8	2,954	999	3.0	50	29	1.7
358	Pabna RWH	Kazipur	42,200	35,479	1.2	32,500	13,384	2.4	205	113	1.8	5,760	2,673	2.2	300	95	3.2
359	Pabna RWH	Pabna Sadar	72,500	59,610	1.2	33,645	29,128	1.2	363	90	4.0	4,300	6,935	0.6	200	79	2.5
360	Pabna RWH	Royganj	26,500	22,435	1.2	11,280	19,611	0.6	226	31	7.3	5,082	1,655	3.1	100	32	3.1
361	Pabna RWH	Santhia	23,700	25,727	0.9	50,415	16,827	3.0	129	22	5.9	5,050	3,370	1.5	50	62	0.8
362	Pabna RWH	Shahjadpur	55,112	32,603	1.7	57,395	19,290	3.0	208	86	2.4	9,993	3,836	2.6	450	182	2.5
363	Pabna RWH	Sirajganj Sadar	43,100	51,379	0.8	40,110	21,945	1.8	290	45	6.4	7,108	4,297	1.7	50	48	1.0
364	Pabna RWH	Sujanagar	46,008	13,755	3.3	63,460	9,679	6.6	92	18	5.1	7,995	1,633	4.9	250	70	3.6
365	Pabna RWH	Tarash	34,800	19,004	1.8	4,555	15,518	0.3	30	56	0.5	4,138	1,308	3.2	250	42	6.0
366	Pabna RWH	Ullah Para	64,347	45,484	1.4	5,890	33,709	0.2	353	122	2.9	7,274	3,713	2.0	400	33	12.1
367	Patuakhali RWH	Amtali	33,596	14,552	2.3	40,085	19,781	2.0	72	18	4.0	4,636	2,250	2.1	100	154	0.6
368	Patuakhali RWH	Bamna	9,216	4,379	2.1	14,310	4,463	3.2	50	14	3.6	523	243	2.2	300	73	4.1
369	Patuakhali RWH	Barguna Sadar	22,100	9,260	2.4	33,265	13,274	2.5	220	59	3.7	6,950	3,611	1.9	600	136	4.4
370	Patuakhali RWH	Bauphal	16,308	10,772	1.5	40,465	16,488	2.5	116	26	4.5	3,577	1,890	1.9	100	78	1.3
371	Patuakhali RWH	Betagi	12,700	6,455	2.0	13,010	5,479	2.4	55	18	3.1	1,360	688	2.0	100	53	1.9
372	Patuakhali RWH	Dashmina	10,872	5,115	2.1	15,300	6,990	2.2	51	9	5.7	1,778	1,025	1.7	400	82	4.9
373	Patuakhali RWH	Dumki	8,472	4,880	1.7	8,125	3,237	2.5	77	5	15.4	673	393	1.7	150	20	7.5
374	Patuakhali RWH	Galachipa	30,344	14,609	2.1	25,355	23,814	1.1	205	39	5.3	7,328	3,761	1.9	50	178	0.3
375	Patuakhali RWH	Kalapara	31,604	15,656	2.0	35,870	16,980	2.1	107	12	8.9	5,044	2,629	1.9	50	43	1.2

SL	Warehouse Name	Upazila Name	Condom			Shukhi			IUD			Injectables			Implant		
			CBL	AMD	MOS	CBL	AMD	MOS	CBL	AMD	MOS	CBL	AMD	MOS	CBL	AMD	MOS
376	Patuakhali RWH	Mirzaganj	13,628	6,678	2.0	17,880	6,726	2.7	53	8	6.6	1,085	541	2.0	200	27	7.4
377	Patuakhali RWH	Patharghata	15,828	7,789	2.0	17,585	10,023	1.8	55	33	1.7	2,790	1,366	2.0	300	117	2.6
378	Patuakhali RWH	Patuakhali Sadar	36,690	20,037	1.8	26,355	17,455	1.5	234	87	2.7	6,953	3,341	2.1	225	180	1.3
379	Rajshahi RWH	Bagatipara	6,300	20,668	0.3	31,205	6,900	4.5	49	6	8.2	961	319	3.0	200	66	3.0
380	Rajshahi RWH	Bagha	50,100	33,780	1.5	48,480	9,943	4.9	43	3	14.3	3,113	1,572	2.0	100	36	2.8
381	Rajshahi RWH	Baghmara	61,300	33,970	1.8	88,840	24,856	3.6	132	20	6.6	3,748	1,695	2.2	300	39	7.7
382	Rajshahi RWH	Baraigram	4,500	21,767	0.2	67,530	12,122	5.6	99	25	4.0	2,700	1,464	1.8	40	75	0.5
383	Rajshahi RWH	Bholahat	24,612	7,011	3.5	28,275	4,511	6.3	20	3	6.7	1,126	477	2.4	150	40	3.8
384	Rajshahi RWH	Boalia	3,600	46,310	0.1	25,920	5,431	4.8	137	30	4.6	3,900	1,998	2.0	280	128	2.2
385	Rajshahi RWH	Chapai Nababganj Sadar	39,600	46,921	0.8	25,855	12,665	2.0	155	44	3.5	5,533	2,676	2.1	102	31	3.3
386	Rajshahi RWH	Charghat	18,900	24,944	0.8	58,560	10,254	5.7	75	4	18.8	2,279	866	2.6	0	73	0.0
387	Rajshahi RWH	Durgapur	12,552	28,457	0.4	63,930	9,703	6.6	36	3	12.0	171	434	0.4	100	49	2.0
388	Rajshahi RWH	Godagari	25,500	27,340	0.9	24,030	11,597	2.1	57	6	9.5	5,290	2,044	2.6	200	54	3.7
389	Rajshahi RWH	Gomastapur	32,100	25,396	1.3	36,690	12,818	2.9	138	15	9.2	1,486	741	2.0	200	12	16.7
390	Rajshahi RWH	Gurudaspur	3,936	23,821	0.2	51,190	11,876	4.3	39	5	7.8	1,781	768	2.3	200	80	2.5
391	Rajshahi RWH	Lalpur	5,435	30,314	0.2	87,630	20,632	4.2	60	17	3.5	3,657	1,767	2.1	315	92	3.4
392	Rajshahi RWH	Mohanpur	39,364	17,225	2.3	39,760	8,864	4.5	72	2	36.0	3,700	1,128	3.3	150	34	4.4
393	Rajshahi RWH	Nachole	27,300	11,191	2.4	16,300	4,911	3.3	23	2	11.5	1,400	593	2.4	50	25	2.0
394	Rajshahi RWH	Natore Sadar	2,112	38,826	0.1	41,540	16,938	2.5	67	27	2.5	2,267	1,096	2.1	220	139	1.6
395	Rajshahi RWH	Paba	200	42,817	0.0	43,420	8,878	4.9	12	4	3.0	4,415	2,380	1.9	100	40	2.5
396	Rajshahi RWH	Puthia	21,121	25,178	0.8	20,195	11,134	1.8	53	8	6.6	1,642	1,056	1.6	50	31	1.6
397	Rajshahi RWH	Shibganj	62,100	46,796	1.3	30,720	22,172	1.4	50	10	5.0	3,600	1,769	2.0	150	43	3.5
398	Rajshahi RWH	Singra	130	33,007	0.0	22,375	24,271	0.9	126	15	8.4	5,230	1,234	4.2	100	142	0.7
399	Rajshahi RWH	Tanore	600	21,940	0.0	55,200	13,365	4.1	51	4	12.8	1,942	1,037	1.9	200	77	2.6
400	Rangamati RWH	Baghaichhari	38,188	10,504	3.6	15,544	6,295	2.5	52	8	6.5	1,739	431	4.0	77	49	1.6

SL	Warehouse Name	Upazila Name	Condom			Shukhi			IUD			Injectables			Implant		
			CBL	AMD	MOS	CBL	AMD	MOS	CBL	AMD	MOS	CBL	AMD	MOS	CBL	AMD	MOS
401	Rangamati RWH	Barkal	29,700	4,138	7.2	17,675	3,466	5.1	10	4	2.5	1,264	469	2.7	100	13	7.7
402	Rangamati RWH	Belai Chhari	12,733	1,885	6.8	15,893	1,951	8.1	9	3	3.0	1,203	155	7.8	50	33	1.5
403	Rangamati RWH	Jurai Chhari	16,200	1,828	8.9	15,565	1,968	7.9	12	5	2.4	910	152	6.0	150	18	8.3
404	Rangamati RWH	Kaptai	10,200	5,258	1.9	9,810	1,947	5.0	52	3	17.3	1,052	375	2.8	110	21	5.2
405	Rangamati RWH	Kawkhali (betbunia)	7,568	3,031	2.5	5,831	2,571	2.3	9	10	0.9	513	438	1.2	60	35	1.7
406	Rangamati RWH	Langadu	18,114	6,098	3.0	6,015	4,287	1.4	43	9	4.8	1,446	394	3.7	150	39	3.8
407	Rangamati RWH	Naniarchar	15,096	4,274	3.5	18,105	4,105	4.4	25	3	8.3	674	328	2.1	110	14	7.9
408	Rangamati RWH	Rajasthali	5,300	1,420	3.7	3,015	1,385	2.2	59	4	14.8	492	91	5.4	30	12	2.5
409	Rangamati RWH	Rangamati Sadar	23,320	8,698	2.7	23,305	6,221	3.7	138	52	2.7	1,671	639	2.6	240	55	4.4
410	Rangpur RWH	Aditmari	127,332	11,805	10.8	125,240	15,717	8.0	186	76	2.4	6,978	3,037	2.3	200	91	2.2
411	Rangpur RWH	Badarganj	25,278	11,974	2.1	102,880	19,434	5.3	120	49	2.4	4,625	2,057	2.2	50	66	0.8
412	Rangpur RWH	Bhurungamari	28,041	14,492	1.9	250,940	16,499	15.2	61	29	2.1	8,072	3,803	2.1	350	59	5.9
413	Rangpur RWH	Chilmari	33,632	11,963	2.8	220,460	8,136	27.1	65	22	3.0	2,805	986	2.8	250	58	4.3
414	Rangpur RWH	Dimla	146,748	8,303	17.7	177,940	18,598	9.6	84	61	1.4	4,434	1,915	2.3	300	64	4.7
415	Rangpur RWH	Domar	58,164	7,847	7.4	120,000	13,363	9.0	50	15	3.3	4,396	2,037	2.2	10	65	0.2
416	Rangpur RWH	Fulchhari	9,544	6,565	1.5	41,620	7,548	5.5	84	16	5.3	4,224	1,875	2.3	200	60	3.3
417	Rangpur RWH	Gaibandha Sadar	18,086	20,577	0.9	35,335	25,523	1.4	37	22	1.7	7,998	3,868	2.1	300	352	0.9
418	Rangpur RWH	Gangachara	19,909	12,941	1.5	29,730	21,783	1.4	115	47	2.4	9,892	4,575	2.2	100	97	1.0
419	Rangpur RWH	Gobindaganj	135,649	16,352	8.3	290	25,738	0.0	36	9	4.0	4,090	1,913	2.1	200	69	2.9
420	Rangpur RWH	Hatibandha	124,884	8,404	14.9	87,740	8,512	10.3	92	41	2.2	4,816	2,066	2.3	100	78	1.3
421	Rangpur RWH	Jaldhaka	117,864	17,655	6.7	104,160	24,771	4.2	78	30	2.6	8,042	3,803	2.1	300	74	4.1
422	Rangpur RWH	Kaliganj	106,304	6,166	17.2	83,040	9,630	8.6	147	62	2.4	3,251	1,535	2.1	200	66	3.0
423	Rangpur RWH	Kaunia	11,500	10,528	1.1	114,480	9,359	12.2	75	19	3.9	4,796	2,259	2.1	300	67	4.5
424	Rangpur RWH	Kishoreganj	85,500	5,219	16.4	223,200	15,101	14.8	69	29	2.4	3,866	1,458	2.7	250	64	3.9
425	Rangpur RWH	Kurigram Sadar	24,980	13,452	1.9	48,385	10,835	4.5	113	53	2.1	4,982	2,437	2.0	100	49	2.0

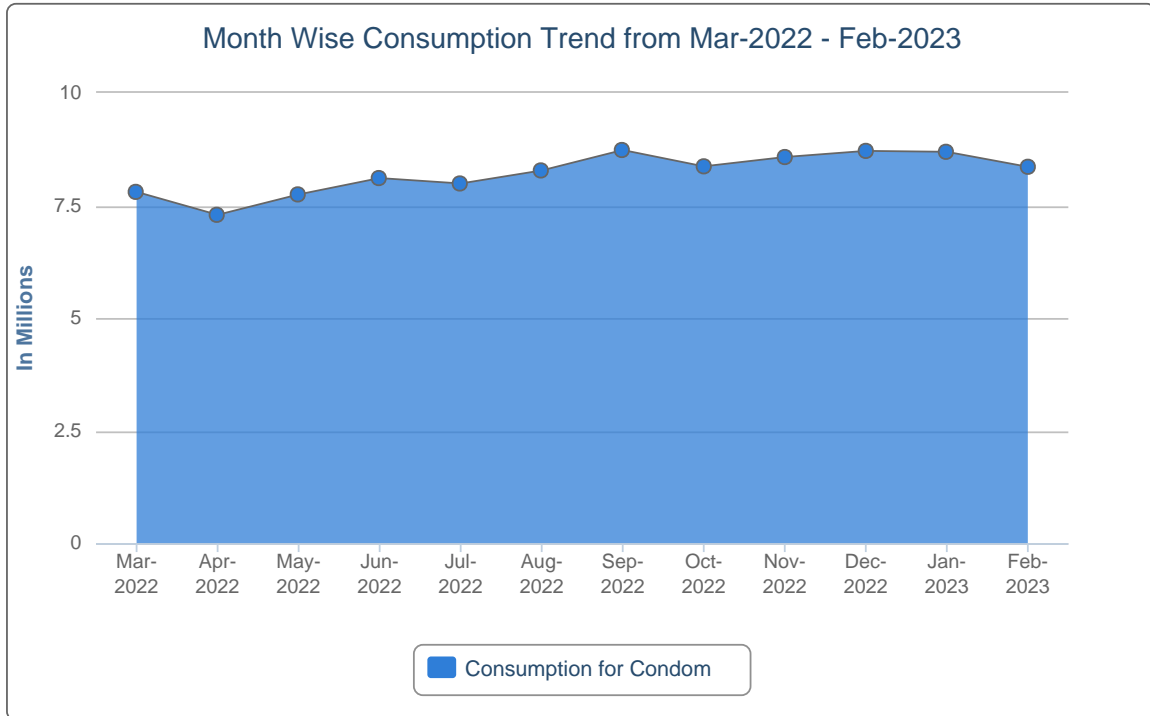
SL	Warehouse Name	Upazila Name	Condom			Shukhi			IUD			Injectables			Implant		
			CBL	AMD	MOS	CBL	AMD	MOS	CBL	AMD	MOS	CBL	AMD	MOS	CBL	AMD	MOS
426	Rangpur RWH	Lalmonirhat Sadar	18,096	9,526	1.9	84,560	14,282	5.9	76	24	3.2	6,779	2,948	2.3	300	94	3.2
427	Rangpur RWH	Mitha Pukur	24,876	16,362	1.5	227,794	23,804	9.6	30	5	6.0	4,549	2,344	1.9	100	116	0.9
428	Rangpur RWH	Nageshwari	20,100	14,751	1.4	234,240	27,468	8.5	117	39	3.0	9,175	4,460	2.1	600	102	5.9
429	Rangpur RWH	Nilphamari Sadar	20,388	14,027	1.5	71,780	28,126	2.6	160	65	2.5	6,721	3,307	2.0	500	86	5.8
430	Rangpur RWH	Palashbari	17,083	8,828	1.9	16,527	14,327	1.2	48	9	5.3	4,460	1,975	2.3	0	51	0.0
431	Rangpur RWH	Patgram	136,488	6,159	22.2	124,140	9,594	12.9	75	18	4.2	6,776	2,065	3.3	200	42	4.8
432	Rangpur RWH	Phulbari	97,600	6,531	14.9	105,120	11,198	9.4	210	83	2.5	5,278	2,728	1.9	200	55	3.6
433	Rangpur RWH	Pirgachha	7,600	12,554	0.6	99,820	13,410	7.4	163	68	2.4	4,775	2,266	2.1	250	104	2.4
434	Rangpur RWH	Pirganj	33,748	21,651	1.6	41,040	27,280	1.5	120	49	2.4	4,400	2,128	2.1	600	147	4.1
435	Rangpur RWH	Rajarhat	15,800	7,324	2.2	50,115	13,849	3.6	96	30	3.2	5,623	2,277	2.5	100	44	2.3
436	Rangpur RWH	Rangpur Sadar	25,900	27,328	0.9	72,320	20,124	3.6	118	49	2.4	4,795	2,828	1.7	300	218	1.4
437	Rangpur RWH	Sadullapur	18,276	13,271	1.4	32,080	18,103	1.8	106	7	15.1	4,904	2,925	1.7	350	80	4.4
438	Rangpur RWH	Saghata	18,300	11,656	1.6	23,730	20,341	1.2	51	14	3.6	3,687	1,572	2.3	50	54	0.9
439	Rangpur RWH	Saidpur	17,312	10,348	1.7	44,665	8,420	5.3	45	9	5.0	2,758	1,216	2.3	100	40	2.5
440	Rangpur RWH	Sundarganj	24,316	26,099	0.9	69,600	33,430	2.1	151	66	2.3	15,193	7,734	2.0	700	246	2.8
441	Rangpur RWH	Taraganj	64,776	7,551	8.6	166,735	8,657	19.3	40	8	5.0	2,214	974	2.3	300	104	2.9
442	Rangpur RWH	Ulipur	22,724	18,143	1.3	117,960	28,997	4.1	115	31	3.7	6,564	3,355	2.0	200	71	2.8
443	Sylhet RWH	Ajmiriganj	11,488	8,526	1.3	11,690	7,470	1.6	244	3	81.3	2,600	666	3.9	100	56	1.8
444	Sylhet RWH	Bahubal	7,884	7,071	1.1	14,055	6,342	2.2	104	11	9.5	3,134	598	5.2	250	50	5.0
445	Sylhet RWH	Balaganj	44,200	9,428	4.7	28,725	2,734	10.5	168	2	84.0	4,701	810	5.8	108	18	6.0
446	Sylhet RWH	Baniachong	10	11,192	0.0	24,505	11,103	2.2	204	19	10.7	2,419	898	2.7	100	109	0.9
447	Sylhet RWH	Barlekha	42,300	8,882	4.8	16,835	6,442	2.6	125	5	25.0	3,049	638	4.8	300	36	8.3
448	Sylhet RWH	Beani Bazar	21,662	11,607	1.9	13,335	4,174	3.2	93	12	7.8	4,560	630	7.2	405	66	6.1
449	Sylhet RWH	Bishwambarpur	15,888	9,222	1.7	12,750	6,993	1.8	210	19	11.1	6,384	1,030	6.2	200	34	5.9
450	Sylhet RWH	Bishwanath	21,000	10,024	2.1	9,030	4,028	2.2	100	12	8.3	2,707	561	4.8	20	35	0.6

SL	Warehouse Name	Upazila Name	Condom			Shukhi			IUD			Injectables			Implant		
			CBL	AMD	MOS	CBL	AMD	MOS	CBL	AMD	MOS	CBL	AMD	MOS	CBL	AMD	MOS
451	Sylhet RWH	Chhatak	26,220	13,428	2.0	27,060	9,453	2.9	150	45	3.3	2,946	558	5.3	50	69	0.7
452	Sylhet RWH	Chunarughat	21,045	8,387	2.5	10,950	9,995	1.1	270	7	38.6	5,476	1,219	4.5	301	71	4.2
453	Sylhet RWH	Companiganj	17,200	12,638	1.4	20,640	6,600	3.1	280	3	93.3	4,188	1,155	3.6	100	50	2.0
454	Sylhet RWH	Dakshin Sunamganj	18,100	8,684	2.1	11,485	5,424	2.1	122	14	8.7	3,535	707	5.0	310	72	4.3
455	Sylhet RWH	Dakshin Surma	8,100	35,651	0.2	19,220	8,229	2.3	206	7	29.4	4,483	1,060	4.2	300	48	6.3
456	Sylhet RWH	Derai	43,472	23,050	1.9	8,180	8,427	1.0	314	15	20.9	3,511	763	4.6	127	71	1.8
457	Sylhet RWH	Dowarabazar	19,696	9,669	2.0	16,143	9,651	1.7	265	2	132.5	4,260	793	5.4	201	62	3.2
458	Sylhet RWH	Fenchuganj	33,100	4,238	7.8	9,770	2,241	4.4	140	8	17.5	1,704	298	5.7	25	11	2.3
459	Sylhet RWH	Golapganj	22,238	17,781	1.3	18,140	4,962	3.7	201	18	11.2	3,504	651	5.4	100	50	2.0
460	Sylhet RWH	Gowainghat	13,100	18,786	0.7	18,420	9,856	1.9	112	12	9.3	9,405	3,076	3.1	600	64	9.4
461	Sylhet RWH	Habiganj Sadar	27,100	20,189	1.3	20,093	14,912	1.3	190	98	1.9	5,851	2,069	2.8	300	62	4.8
462	Sylhet RWH	Jagannathpur	18,244	11,879	1.5	16,100	7,187	2.2	85	13	6.5	2,232	410	5.4	307	85	3.6
463	Sylhet RWH	Jaintiapur	25,500	12,202	2.1	17,100	6,662	2.6	126	24	5.3	7,750	2,542	3.0	300	26	11.5
464	Sylhet RWH	Jamalganj	24,000	12,825	1.9	16,520	10,301	1.6	150	5	30.0	4,995	1,182	4.2	150	50	3.0
465	Sylhet RWH	Juri	17,400	8,484	2.1	13,770	5,280	2.6	242	22	11.0	2,635	434	6.1	400	95	4.2
466	Sylhet RWH	Kamalganj	15,900	11,614	1.4	17,480	9,504	1.8	25	20	1.3	5,725	936	6.1	200	81	2.5
467	Sylhet RWH	Kanaighat	17,148	25,917	0.7	24,100	11,941	2.0	191	6	31.8	7,683	2,688	2.9	50	33	1.5
468	Sylhet RWH	Kulaura	49,536	10,309	4.8	19,525	9,048	2.2	178	5	35.6	6,318	2,011	3.1	350	21	16.7
469	Sylhet RWH	Lakhai	10,988	5,640	1.9	16,350	5,641	2.9	158	7	22.6	4,039	622	6.5	145	82	1.8
470	Sylhet RWH	Madhabpur	61,100	8,814	6.9	11,613	12,653	0.9	137	10	13.7	4,917	918	5.4	4	46	0.1
471	Sylhet RWH	Maulvibazar Sadar	16,032	13,372	1.2	12,430	9,772	1.3	280	53	5.3	7,883	1,002	7.9	640	57	11.2
472	Sylhet RWH	Nabiganj	15,700	9,846	1.6	28,510	11,717	2.4	65	16	4.1	4,350	687	6.3	100	89	1.1
473	Sylhet RWH	Osmaninagar	19,944	10,632	1.9	8,690	3,290	2.6	163	3	54.3	4,665	737	6.3	100	32	3.1
474	Sylhet RWH	Rajnagar	19,200	12,038	1.6	23,590	10,668	2.2	203	7	29.0	3,496	1,154	3.0	400	82	4.9
475	Sylhet RWH	Sreemangal	28,500	14,235	2.0	15,710	14,197	1.1	178	35	5.1	6,504	1,406	4.6	50	98	0.5

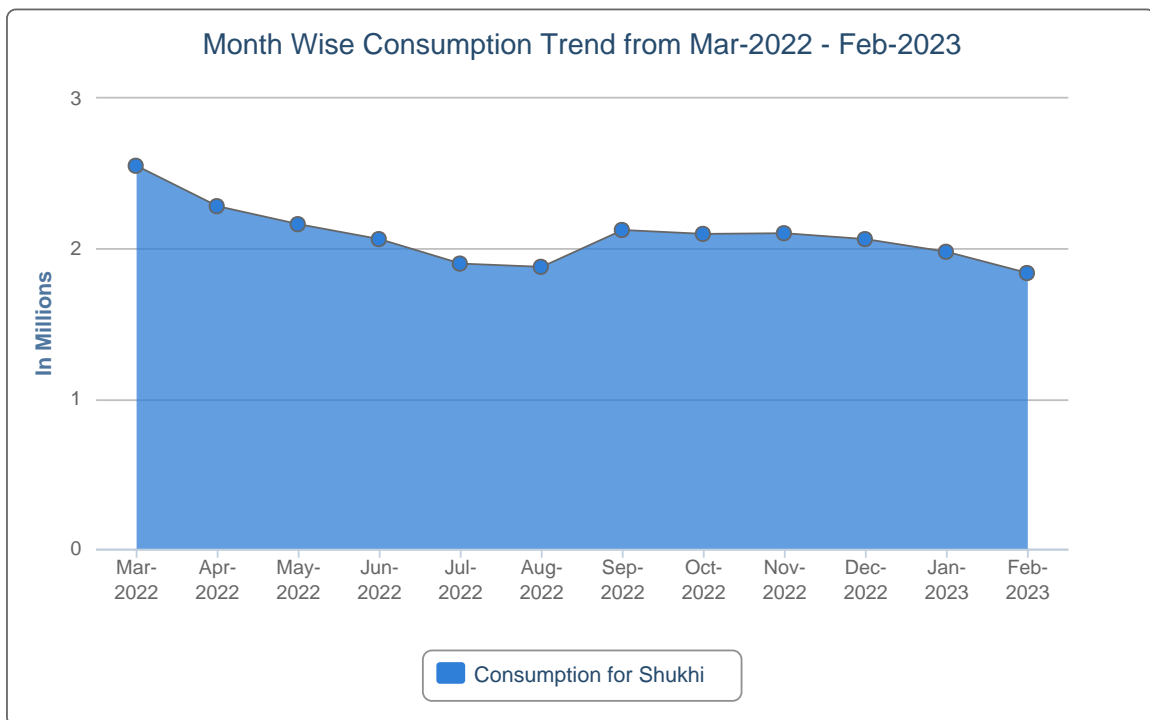
SL	Warehouse Name	Upazila Name	Condom			Shukhi			IUD			Injectables			Implant		
			CBL	AMD	MOS	CBL	AMD	MOS	CBL	AMD	MOS	CBL	AMD	MOS	CBL	AMD	MOS
476	Sylhet RWH	Sulla	20,400	11,476	1.8	13,590	5,179	2.6	120	2	60.0	3,030	439	6.9	350	49	7.1
477	Sylhet RWH	Sunamganj Sadar	18,300	10,294	1.8	13,520	7,431	1.8	163	43	3.8	7,479	1,085	6.9	250	58	4.3
478	Sylhet RWH	Sylhet Sadar	78,076	62,762	1.2	82,375	40,582	2.0	453	87	5.2	21,781	11,043	2.0	507	207	2.4
479	Sylhet RWH	Tahirpur	11,316	13,668	0.8	17,210	10,709	1.6	221	12	18.4	7,168	931	7.7	376	94	4.0
480	Sylhet RWH	Zakiganj	32,903	22,093	1.5	17,437	7,516	2.3	179	3	59.7	6,411	1,235	5.2	200	79	2.5
481	Tangail RWH	Basail	48,636	8,985	5.4	24,865	7,007	3.5	40	17	2.4	2,361	1,110	2.1	600	94	6.4
482	Tangail RWH	Bhuapur	18,000	21,474	0.8	52,680	10,429	5.1	330	17	19.4	5,021	1,538	3.3	800	79	10.1
483	Tangail RWH	Chauhali	116	15,153	0.0	51,100	7,241	7.1	445	12	37.1	8,709	1,270	6.9	1,100	70	15.7
484	Tangail RWH	Delduar	33,600	9,530	3.5	81,060	7,656	10.6	340	15	22.7	2,140	887	2.4	320	58	5.5
485	Tangail RWH	Dhanbari	11,100	7,659	1.4	66,630	6,938	9.6	222	18	12.3	7,760	1,209	6.4	900	30	30.0
486	Tangail RWH	Ghatail	600	31,460	0.0	4,800	26,868	0.2	580	21	27.6	9,000	3,195	2.8	900	104	8.7
487	Tangail RWH	Gopalpur	1,816	18,006	0.1	4,485	13,893	0.3	252	13	19.4	8,810	1,324	6.7	800	90	8.9
488	Tangail RWH	Kalihati	91,300	24,003	3.8	43,960	21,042	2.1	328	38	8.6	20,686	3,310	6.2	1,100	60	18.3
489	Tangail RWH	Madhupur	130,200	15,066	8.6	12,525	17,463	0.7	424	10	42.4	14,407	1,824	7.9	200	69	2.9
490	Tangail RWH	Mirzapur	1,416	28,685	0.0	156,995	22,475	7.0	580	35	16.6	7,310	1,314	5.6	350	84	4.2
491	Tangail RWH	Nagarpur	6,412	26,376	0.2	11,360	19,942	0.6	203	30	6.8	9,409	1,300	7.2	600	130	4.6
492	Tangail RWH	Sakhipur	1,500	20,789	0.1	615	20,397	0.0	150	14	10.7	4,100	1,071	3.8	100	36	2.8
493	Tangail RWH	Tangail Sadar	300	65,487	0.0	22,875	29,656	0.8	204	53	3.8	6,470	4,185	1.5	950	172	5.5

## 7. Month-wise Consumption Trend

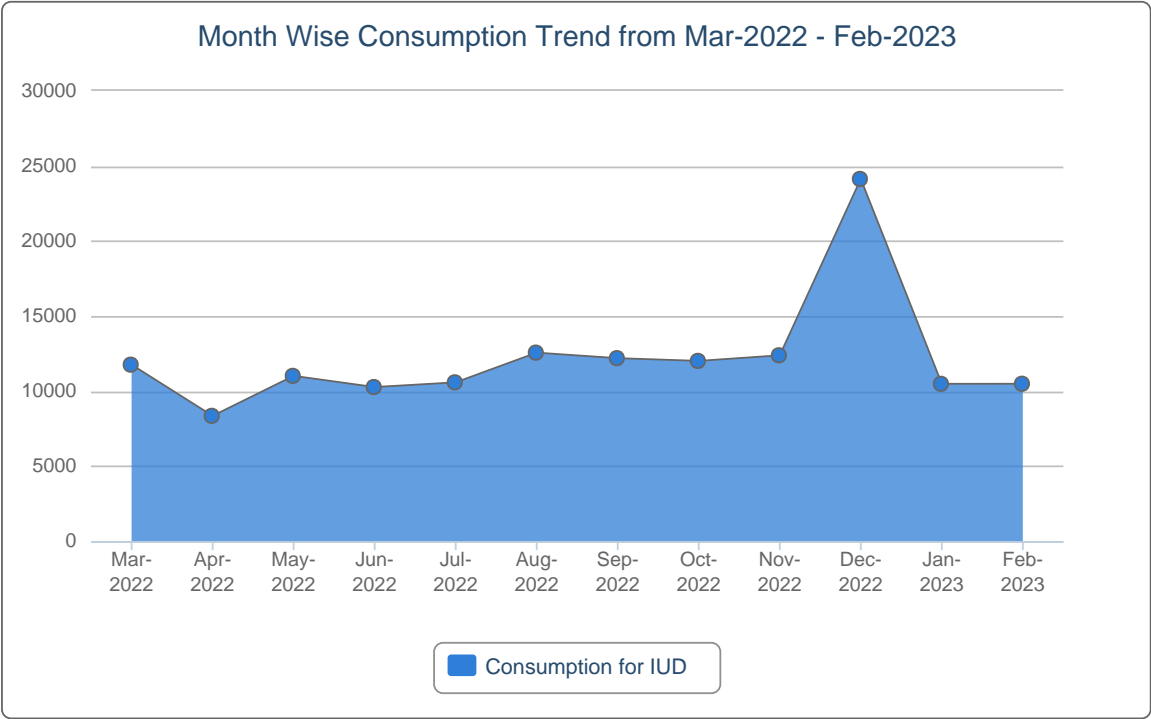
7(a).



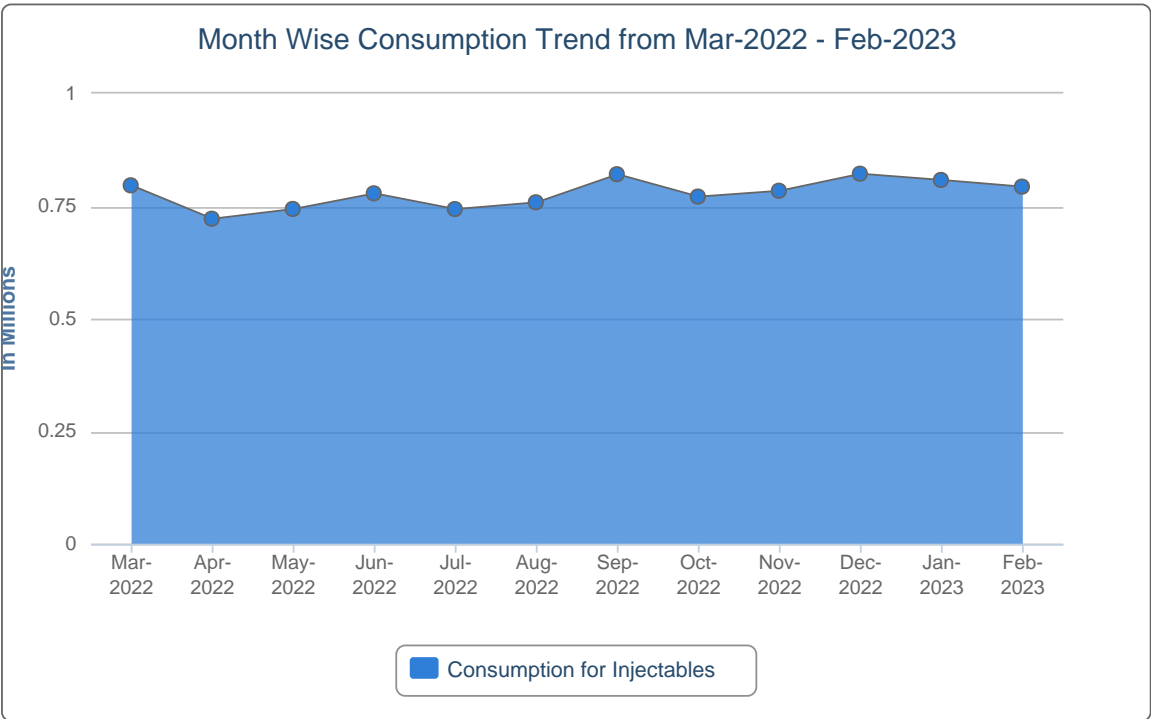
7(b).



7(c).

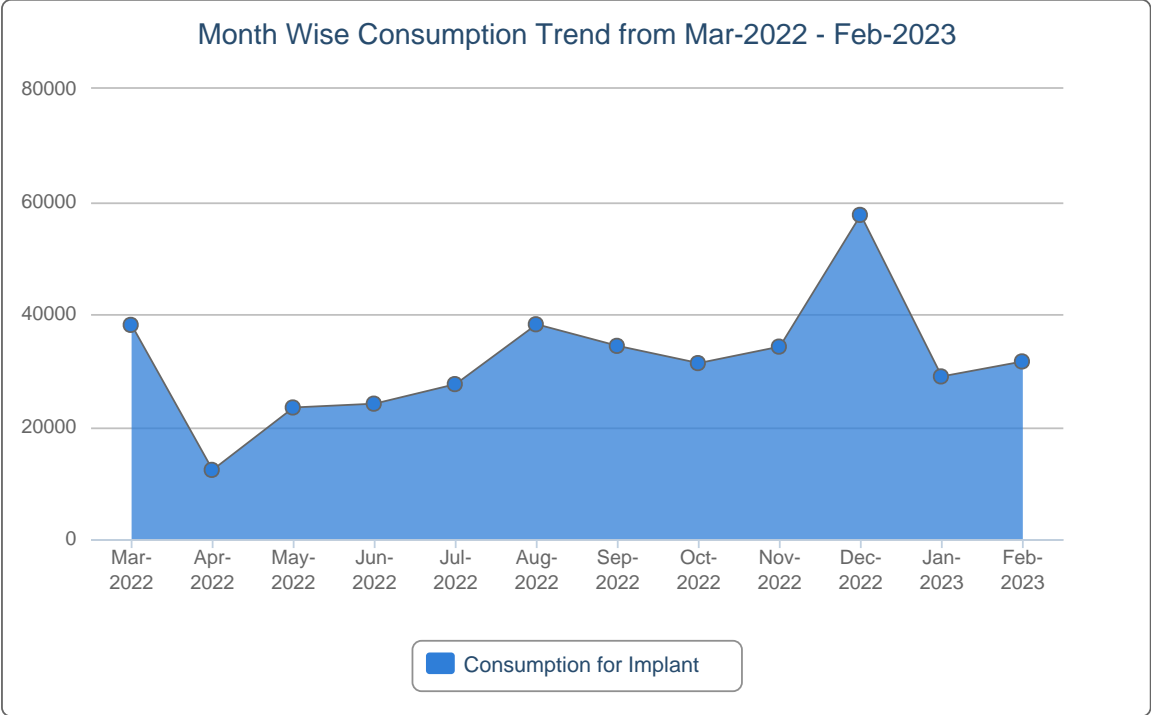


7(d).





7(e).



## 8. Report on Upazila and Warehouse Having Stock Out in reported month

SL	Products Name	No of Stockout WH	% of Stockout WH	No of Stockout Upazila Store	% of Stockout Upazila Store	No of Stockout Upazila Field	% of Stockout Upazila Field
1	Condom	0	0%	1	0%	0	0%
2	Oral Pill (Total)	0	0%	0	0%	0	0%
3	IUD	0	0%	0	0%	0	0%
4	Injectables	0	0%	0	0%	0	0%
5	Implant (Total)	0	0%	-	-	0	0%

### List of Stock Out Warehouses

SL	Commodity	Warehouse	Phone
<i>No StockOut in Warehouse</i>			

### List of StockOut Upazilas

SL	Commodity	Warehouse	District	Upazila	Phone
1	Condom	Jashore RWH	Narail	Lohagara, Narail	01716381122

“ছেলে হোক, মেয়ে হোক,  
দু’টি সন্তানই যথেষ্ট”

**Management Information System (MIS)**  
**Directorate General of Family Planning (DGFP)**  
6, Kawran Bazar, Dhaka- 1215  
Email: dirmis@dgfp.gov.bd, dirls@dgfp.gov.bd  
www.dgfp.gov.bd, www.scmpbd.org

*If you need more information, please visit at <https://www.scmpbd.org>*