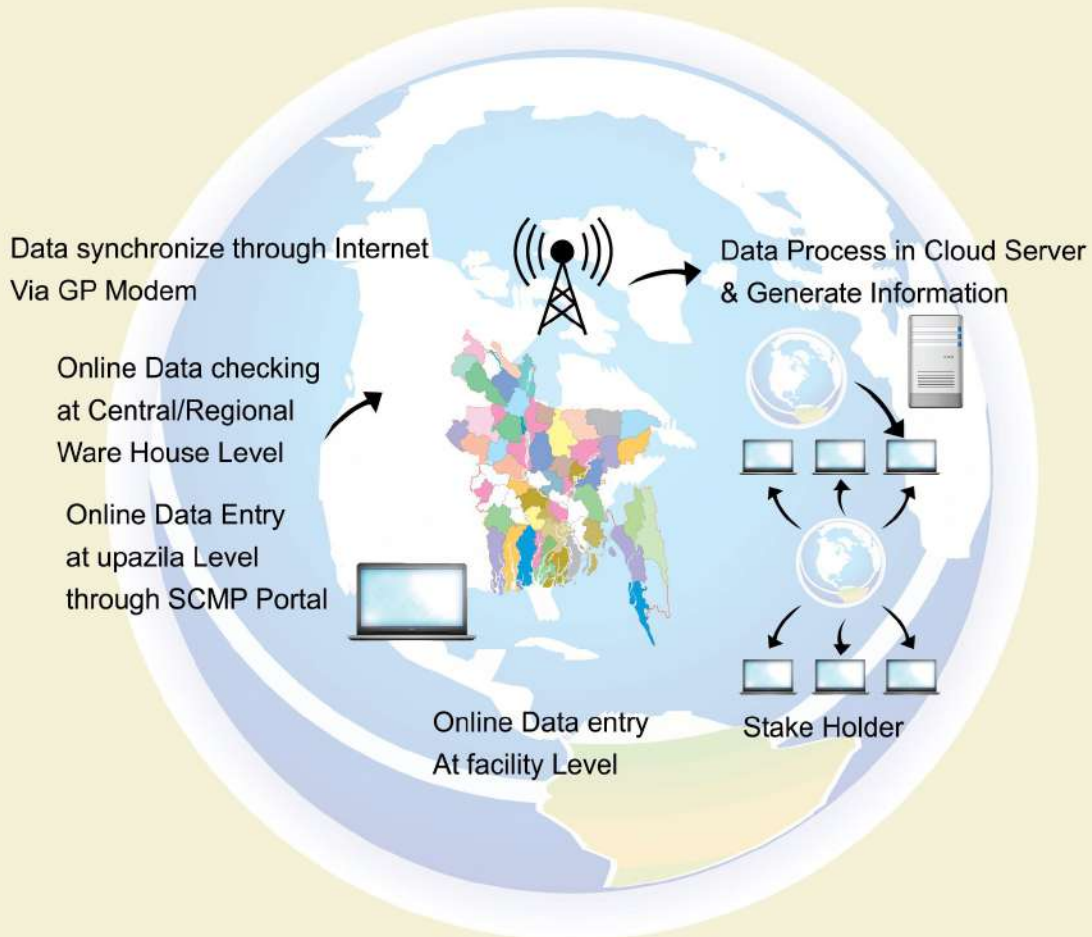




FAMILY PLANNING MONTHLY LOGISTICS REPORT

March 2023

Logistics Management Information System (LMIS) Data Flow System



Management Information System (MIS)
Directorate General of Family Planning (DGFP)

Government of the People's Republic of Bangladesh
Medical Education and Family Welfare Division
Directorate General of Family Planning
Management Information System (MIS)
6, Kawran Bazar, Dhaka- 1215
www.dgfp.gov.bd


Memo No. 59.11.00000.402.16.002.19.89

Date: 8 May, 2023.

Sub: Family Planning Monthly Logistics Report for the Month of March, 2023.

Family Planning Monthly Logistics Report for the Month of March, 2023 is sent herewith for your kind information & necessary action. This report is prepared on the basis of Form-7 submitted by Warehouses and Form-7B submitted by Upazila Family Planning Offices by using WIMS & UIMS operating tools. It provides useful information on monthly distribution and stock balance of all the major contraceptives of Warehouse/Upazila Stores. For more information you can visit at www.scmpbd.org web site.

Comments and suggestions for improvement of this report will be highly appreciated.


(Sabina Parveen)

Director & Line Director (MIS)
Phone: 55012352
Mail: dirmis@dgfp.gov.bd

Memo No. 59.11.00000.402.16.002.19.89.1(202)

Date: 8 May, 2023.

Copy of the report forwarded to (Not according to seniority):

1. Secretary, Medical Education & Family Welfare Division, Ministry of Health & Family Welfare, Bangladesh Secretariat, Dhaka.
2. Additional Secretary (Admin), Medical Education & Family Welfare Division, Ministry of Health & Family Welfare, Bangladesh Secretariat, Dhaka.
3. Director (Administration), Directorate General of Family Planning, 6 Kawran Bazar, Dhaka 1215.
4. Joint Secretary (Development), Medical Education & Family Welfare Division, Ministry of Health & Family Welfare, Bangladesh Secretariat, Dhaka.
5. Director & Line Director (MIS), Directorate General of Family Planning, 6 Kawran Bazar, Dhaka.
6. Director Finance & Line Director (Family Planning Field Service Delivery), Directorate General of Family Planning, 6 Kawran Bazar, Dhaka 1215.
7. Director (Logistics & Supply) and Line Director (Procurement, Storage & Supply Management), Directorate General of Family Planning, 6 Kawran Bazar, Dhaka 1215.
8. Director (IEM) & Line Director (Information, Education and Communication), Directorate General of Family Planning, 6 Kawran Bazar, Dhaka 1215.
9. Director (Planning) & Line Director (Planning Monitoring and Evaluation), Directorate General of Family Planning, 6 Kawran Bazar, Dhaka 1215.

10. Director (MCH-Services) & Line Director (MCRAH), Directorate General of Family Planning, 6 Kawran Bazar, Dhaka 1215.
11. Line Director (CCSDP), Directorate General of Family Planning, 6 Kawran Bazar, Dhaka 1215.
12. Director (Audit), Directorate General of Family Planning, 6 Kawran Bazar, Dhaka 1215.
13. Divisional Director, Family Planning, Dhaka /Chattogram /Rajshahi /Khulna /Sylhet /Barishal/ Rangpur/ Mymensingh Division.
14. Joint Chief (Planning), Health Service Division, Ministry of Health & Family Welfare, Bangladesh Secretariat, Dhaka
15. Joint Chief (Population & Planning wing), Planning commission, Sher-e-Bangla Nagar, Dhaka.
16. Joint Chief (Planning), Program Management and Monitoring Unit (PMMU), Azimpur, Dhaka-1205.
17. Director, Maternal & Child Health Training Institute (MCHTI), Azimpur, Dhaka.
18. Director, Mohammadpur Fertility Services & Training Centre (MFSTC), Mohammadpur, Dhaka.
19. Director, Maternal & Child Health Training Institute (MCHTI), Lalkuthi, Mirpur, Dhaka.
20. P.S. to the Honorable Minister, Ministry of Health and Family Welfare, Bangladesh Secretariat, Dhaka, for kind information of the Honorable Minister.
21. Deputy Chief (Planning), Medical Education & Family Welfare Division, Ministry of Health & Family Welfare, Bangladesh Secretariat, Dhaka.
22. Additional Director (Drugs and Stores), Directorate General of Family Planning, Central Warehouse, Mohakhali, Dhaka.
23. Deputy Director, Family Planning, ----- District (You are requested to take appropriate measures to ensure timely online submission of Form 7B report from upazilas).
24. Regional/District Consultant, FPCS-QIT, District Family Planning Office, ----- District.
25. Central/Regional Supply Officer, Family Planning, ----- CWH/RWHs.
26. Assistant Maintenance Engineer, MIS Unit, DGFP (Requested to upload this report to DGFP website).
27. Country Project Director, MTaPS/MSH, House: 30, Road: No. 42, Gulshan-2, Dhaka-1212.
28. Country Director, the World Bank, E-32, Agargaon, Sher-e-Bangla Nagar, Dhaka-1207.
29. Team Leader, Population & Health Team, USAID, Madani Avenue, Baridhara, Dhaka.
30. Country Representative, UNFPA, IDB Bhaban, Agargaon, Sher-E-Bangla Nagar, Dhaka.
31. Managing Director, SMC, SMC Tower, 33 Banani C/A, Dhaka-1213.
32. Documentation Center, IEM Unit, Directorate General of Family Planning, 6 Kawran Bazar, Dhaka.
33. Responsible person of Dispatch Section, MIS Unit, DGFP (Requested to distribute the published 'Family Planning Monthly Logistics Report' to concerned Person/Office/Organization).
34. PA to Director General, Directorate General of Family Planning, 6 Kawran Bazar, Dhaka 1215.
35. Concerned Organization/Person.





08-05-2023
(Md. Abul Kalam Azad)
Deputy Program Manager (DPM)

Table Of Contents

	Page
1. DGFP Stock Status Report	1-2
2. National Receipts Quantity by Product by Month	3
3. National Level Contraceptive Summary Report	4
4. Stock Status Report at Different Levels	5
5. Contraceptive Stock Status by Product at Upazila Store and Field	6-10
6. Contraceptive Stock Status by Product at Regional Warehouses/Upazila	11-31
7. Month-wise Consumption Trend	32-34
8. Report on Upazila and Warehouse Having Stock Out in last month	35

1. DGFP Stock Status Report

	DGFP STOCK STATUS REPORT for Contraceptives - 31st March 2023																																				 <small>পরিবার পরিকল্পনা অধিদপ্তর</small>		
	2023												2024												2025													2026	
Year →																																							
Month →	4	5	6	7	8	9	10	11	12	1	2	3	4	5	6	7	8	9	10	11	12	1	2	3	4	5	6	7	8	9	10	11	12	1	2	3			
Min.-Max. →	Min						Max																																
Product ↓	CS - 49.36m : 5.8 MOS																																						
Condom	5.8 MOS						24.12m (MOS:2.8)																																
*AMC = 8.53m	FY:2022-23: 51m, Rec - 26.88m																																						
	CS - 54.12m : 8.8 MOS																																						
Pill (Total)	8.8 MOS												39m (MOS:6.4)																										
*AMC = 6.13m	FY:2022-23: 39m																																						
	CS - 5.38m : 16.2 MOS																																						
POP-APON	16.2 MOS (July 2024)																																						
*AMC = 0.331m	CS (0.315): 23.4 MOS																																						
IUD	23.4 MOS (Feb. 2025)																																						
*AMC = 13,461	CS (12.18m): 15.2 MOS																																						
Injectables	15.2 MOS (June 2024)																																						
*AMC = 0.802m	CS-(0.926m): 25.7 MOS																																						
Implant	25.7 MOS (May 2025)																																						
*AMC = 36,005																																							
	Pill (Total): 2nd & 3rd generation Shukhi <i>*AMC is calculated based on past 6-months consumption</i> <i>Data Sources: DGFP/L&S unit, DGFP LMIS web site - https://scmpbd.org/</i> <i>Central Warehouse WIMS data and Approved DGFP Procurement Plan</i> <i>National min-max stock level is 6 & 10 MOS</i>																																						
	Legend: Current Stock (CS): Less than 3 MOS Current Stock (CS): MOS 3.0 to Less than 6 MOS Current Stock (CS): MOS 6 and above Planned for FY 2020-21 Procurement completed, yet to be received Donation																																						
	AMC = Average Monthly Consumption																																						

DGFP STOCK STATUS NOTES
(For Contraceptives)
Month: March 2023

CONDOM – Current national stock is 49.36 million pieces, and this stock can be used up to September 2023.

- **2022-23: GOB (Revenue)** – Contract of Procurement of 51 Million Pieces Condom has been completed. Meanwhile, 26.88 Million Pieces Condom received in 31st March 2023.

PILL (Shukhi) – Current national stock of Oral Contraceptive Pill is 54.12 million cycles which will go up to December 2023.

- **2022-23: GOB (Revenue)** – Till the date no requirement received from User Unit for procurement of PILL (Shukhi).
- **2022-23: RPA (GOB) & GOB (Development)**- Requirement of 39.00 Million Cycles Oral Pill (COP) (Shukhi-3rd Generation) received from User Unit for procurement and the procurement is in progress and the purchase proposal has been sent to MEFWD for the approval of CCGP.

POP-APON - Current national stock of POP-APON Pill is 5.38 million cycles which will go up to July 2024.

- **2022-23: RPA (GOB) & GOB (Development)**– Till the date no requirement received from User Unit for procurement of POP-APON.
- **2022-23: GOB (Revenue)** – Till the date no requirement received from User Unit for procurement of POP-APON.

IUD - Current national stock is 0.315 million pcs and this stock can be used up to Feb. 2025.

INJECTABLES – Current stock of 12.18 million vials and that can be used up to June 2024.

IMPLANT – Current stock is 0.926 million sets, and this can be used up to May 2025.

You can also download the previous reports from <http://www.scmpbd.org>

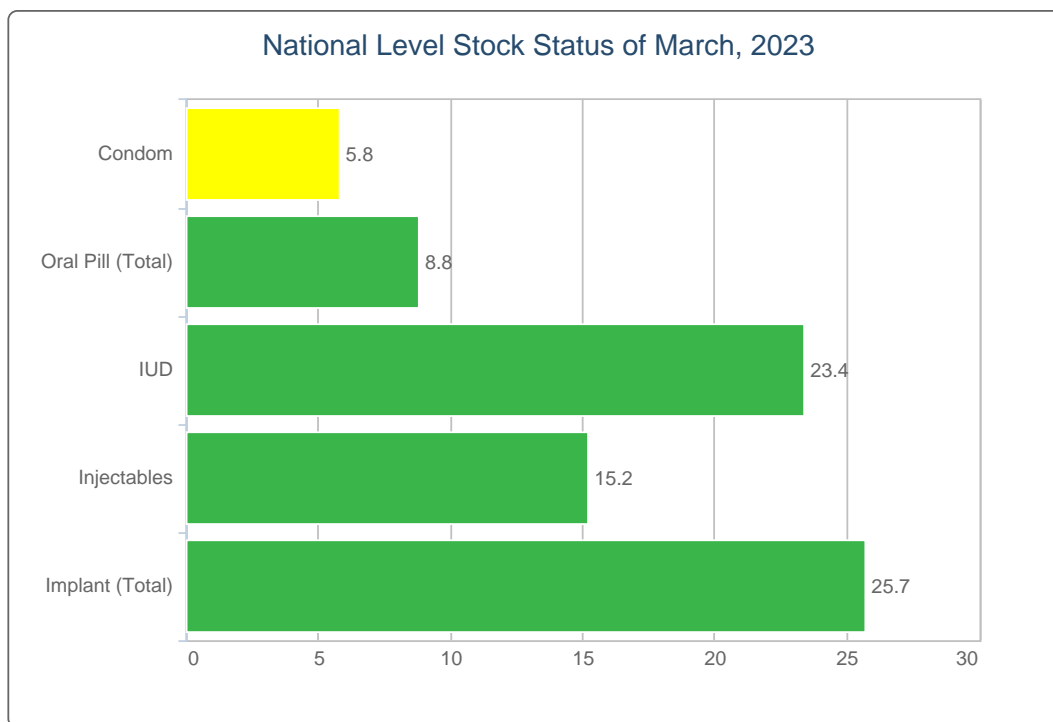
2. National Receipts Quantity by Product by Month

Contraceptive Received Report

Month: March, 2023

Item	Supplier	Receiver	Date Receipts	Qty
Condom	ESSENTIAL DRUGS CO. LTD.	Chattogram RWH	31/03/23	7,969,600
	KHULNA ESSENTIAL LATEX PLANT (KELP)	Bogura RWH	31/03/23	1,803,600
Total				9,773,200

3. National Level Contraceptive Summary Report



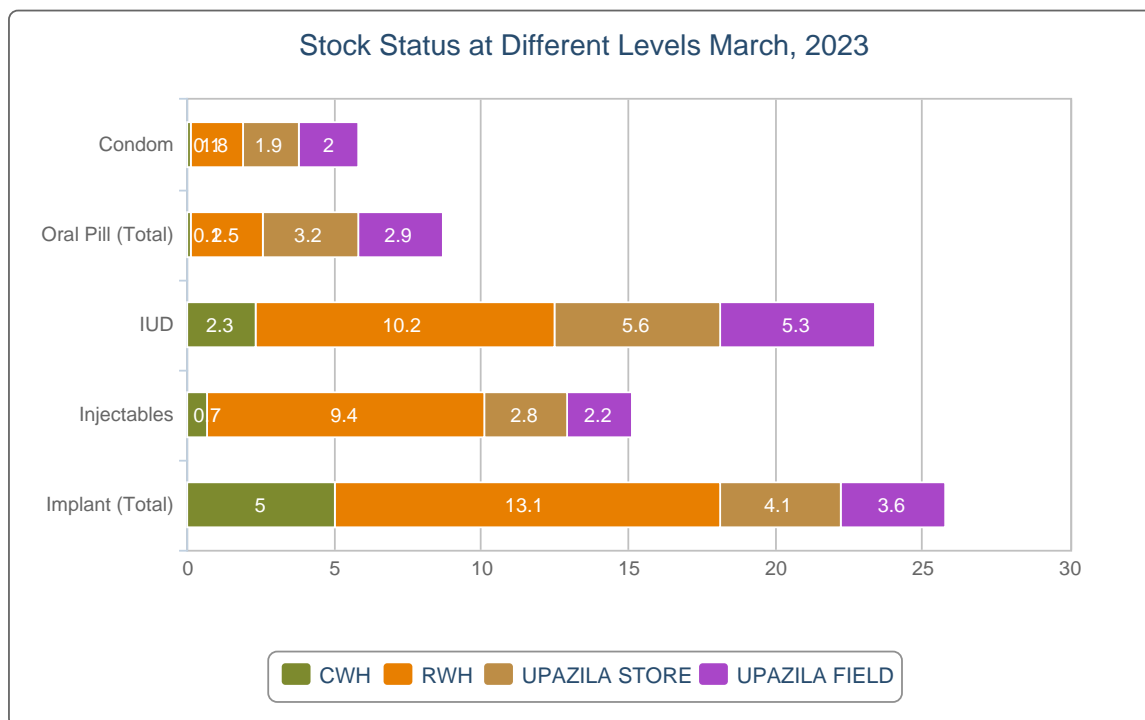
■ MOS: < 3.0
 ■ MOS: 3.0 - 5.9
 ■ MOS: 6.0 and above

MOS = Month of Stock

National Level Stock Status of March, 2023

SL	Name of Products	Reported Consumption	Reported Closing Balance	Average Monthly Consumption	MOS
1	Condom	8,483,407	49,360,169	8,531,924	5.8
2	Oral Pill (Total)	6,244,975	54,120,945	6,135,716	8.8
3	IUD	10,595	315,444	13,461	23.4
4	Injectables	838,564	12,185,445	802,926	15.2
5	Implant (Total)	29,172	926,802	36,005	25.7

4. Stock Status Report at Different Levels

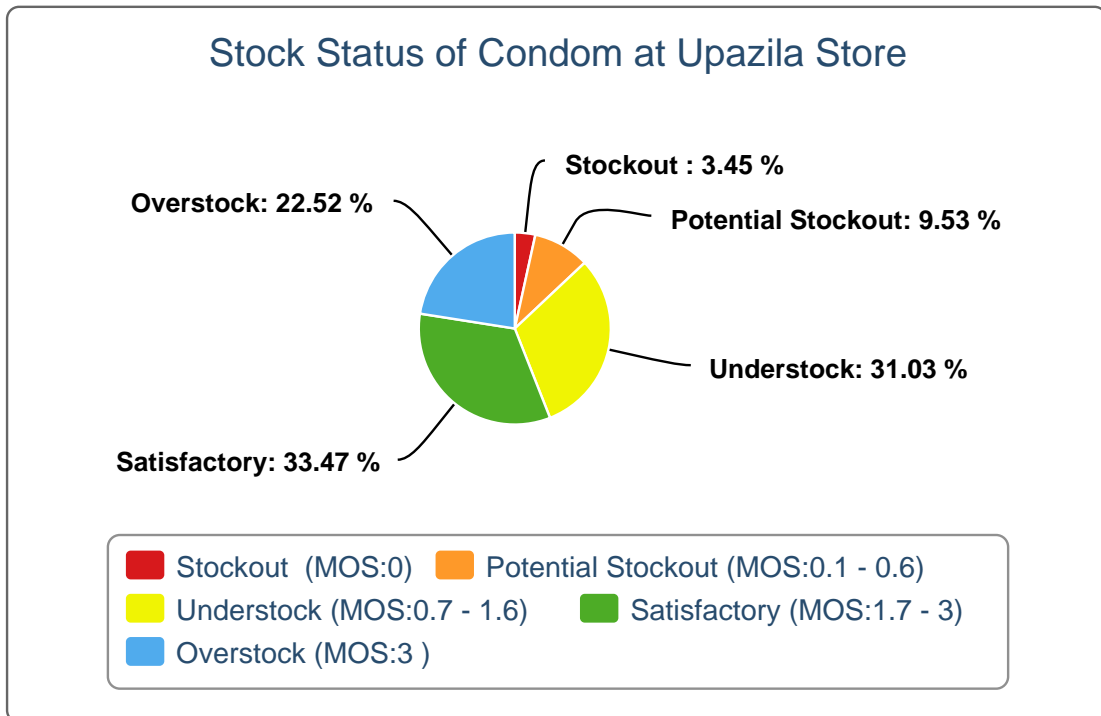


Stock Status at Different Levels March, 2023

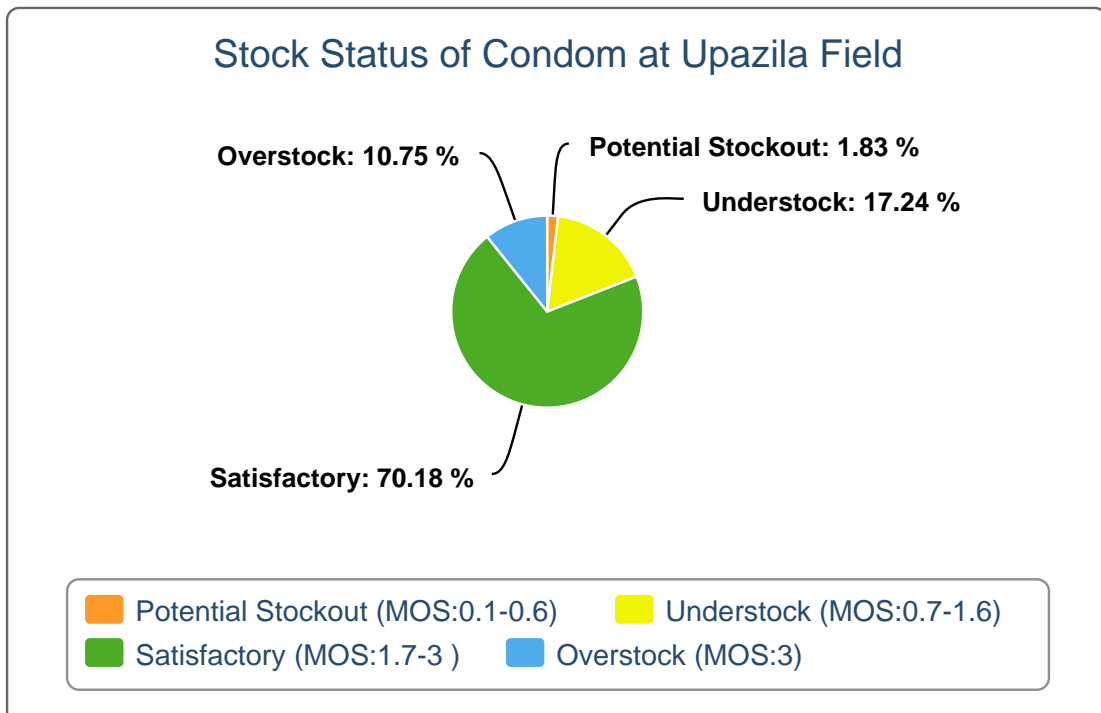
Products	Avg. Consump. of Last 6 Months	CWH Level	MOS	RWH Level	MOS	Upazila Level	MOS	Field Level	MOS	National Level	MOS
Condom	8,531,924	763,200	0.1	15,337,200	1.8	16,059,923	1.9	17,199,846	2	49,360,169	5.8
Oral Pill (Total)	6,135,716	635,360	0.1	15,505,179	2.5	19,933,683	3.2	18,046,723	2.9	54,120,945	8.8
IUD	13,461	30,550	2.3	137,577	10.2	75,979	5.6	71,338	5.3	315,444	23.4
Injectables	802,926	538,300	0.7	7,586,300	9.4	2,287,721	2.8	1,773,124	2.2	12,185,445	15.2
Implant (Total)	36,005	178,885	5	471,449	13.1	148,403	4.1	128,065	3.6	926,802	25.7

5. Contraceptive Stock Status by Product at Upazila Store and Field

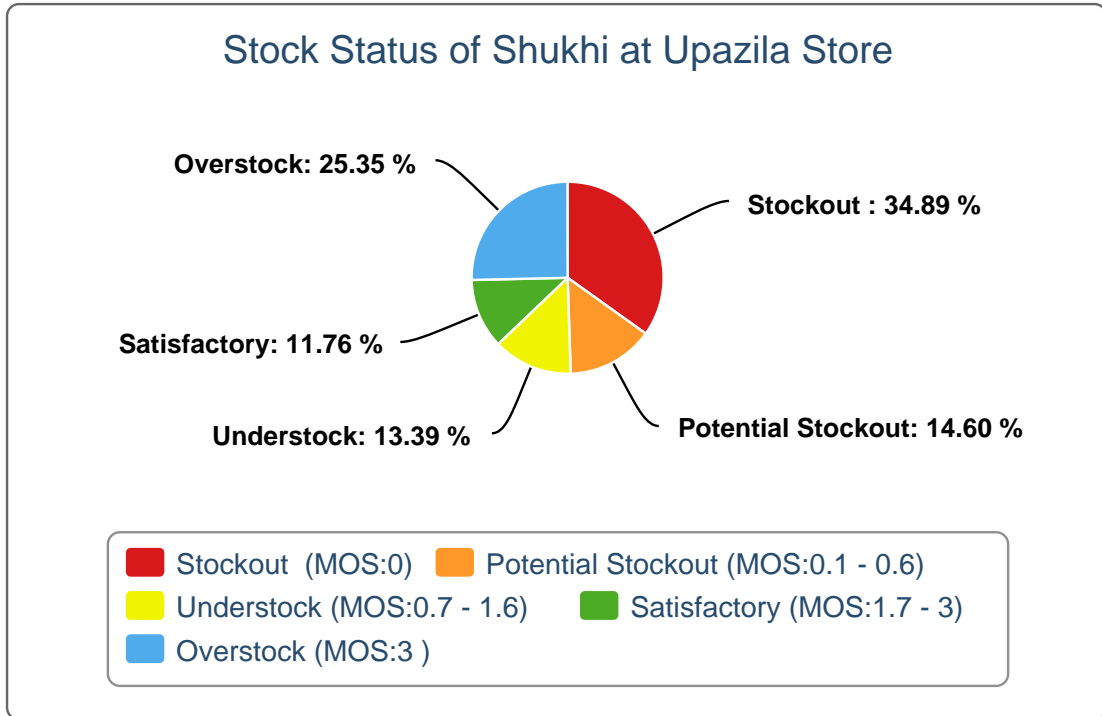
5(a).



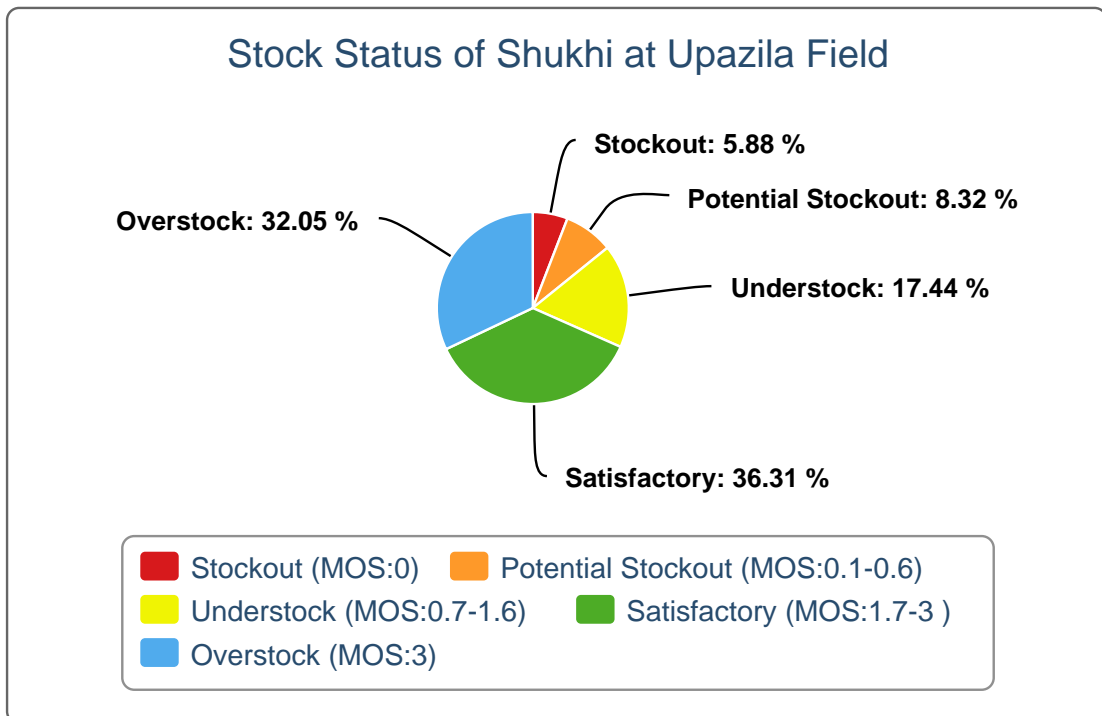
5(b).



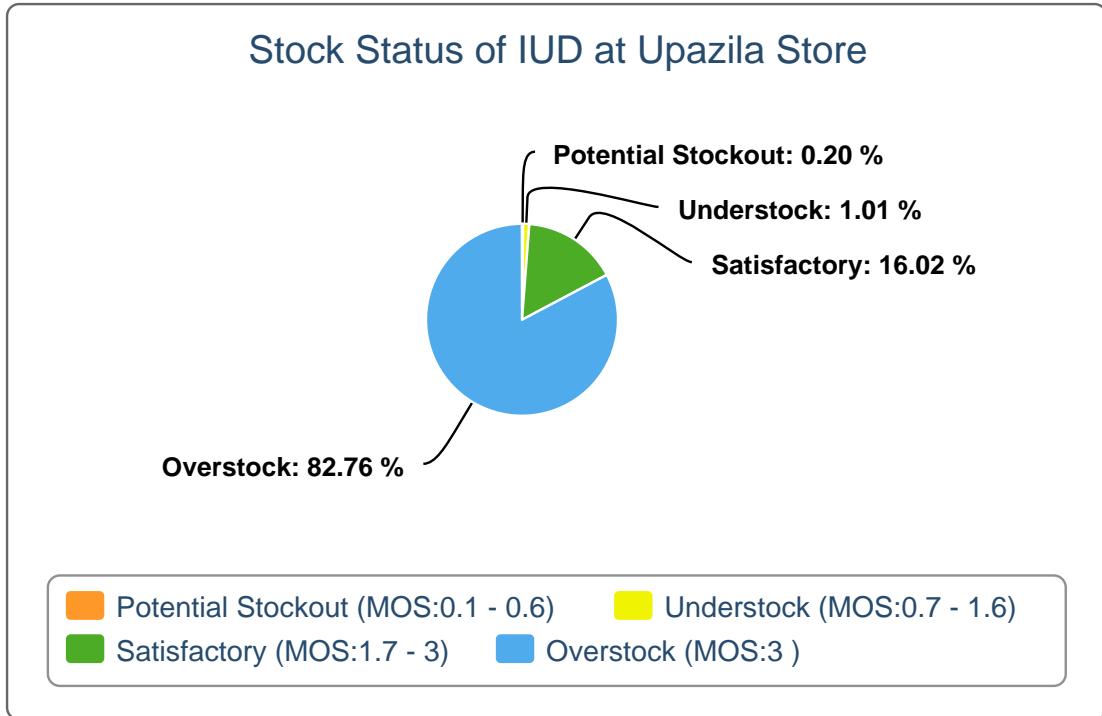
5(c).



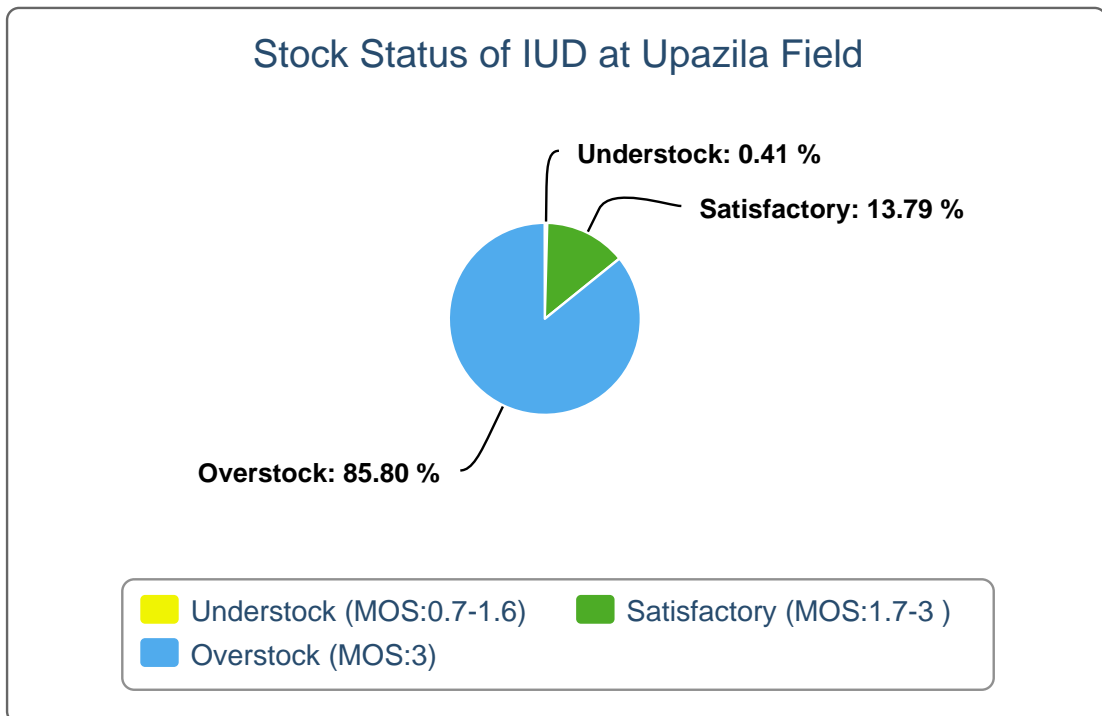
5(d).



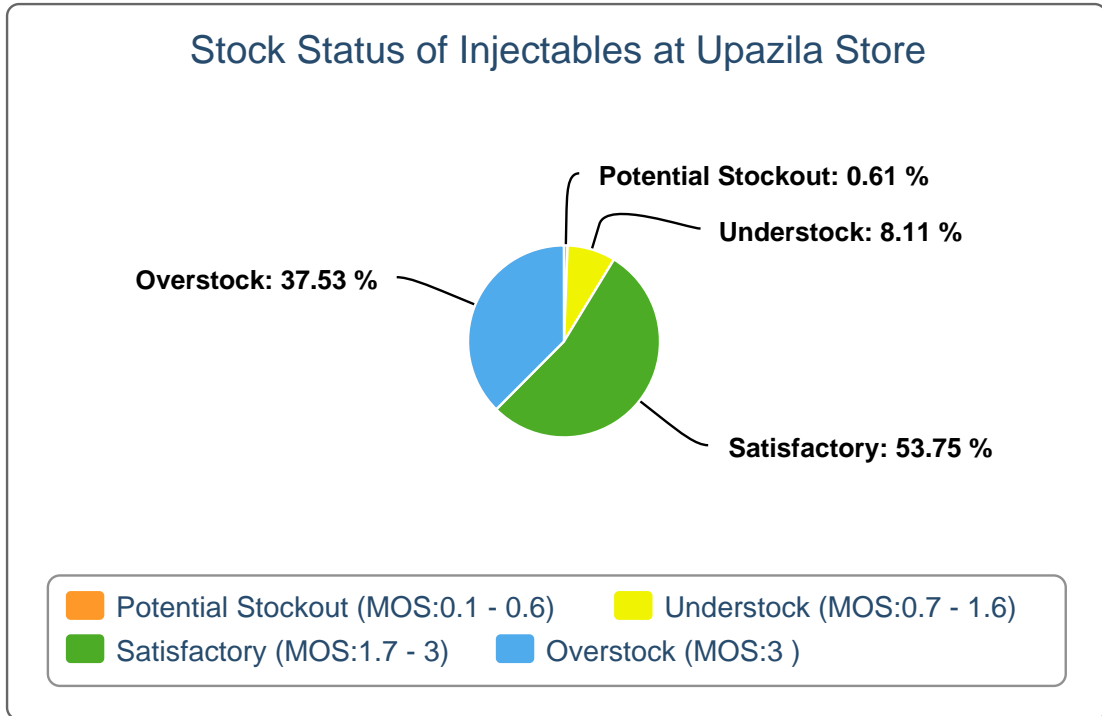
5(e).



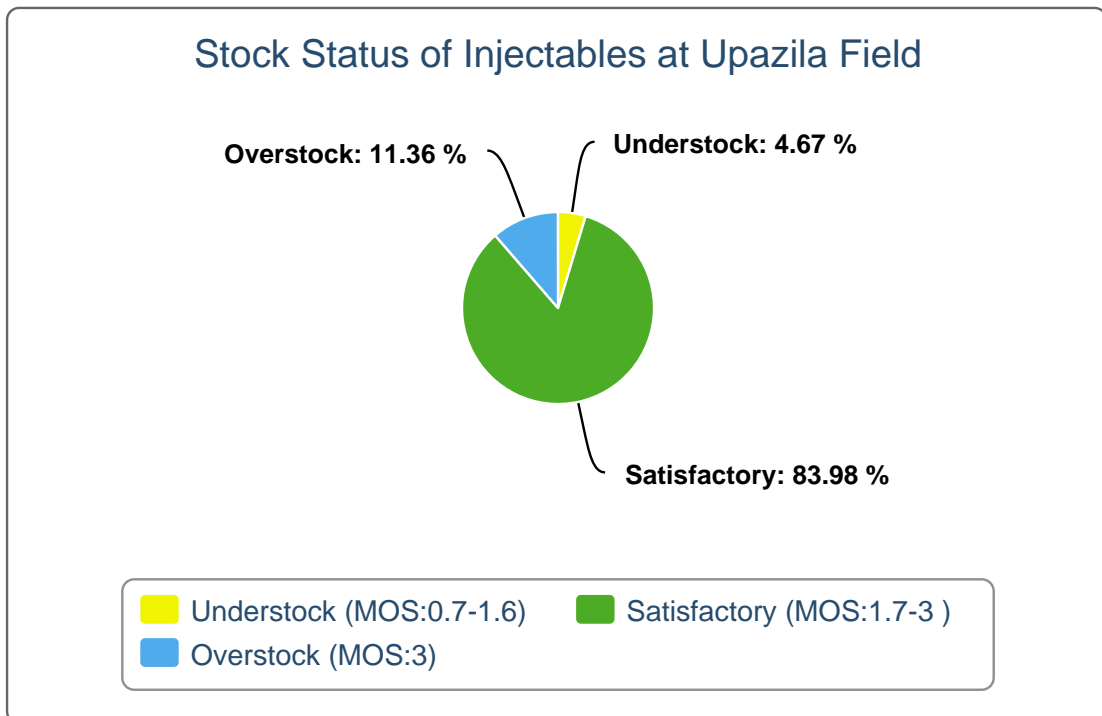
5(f).



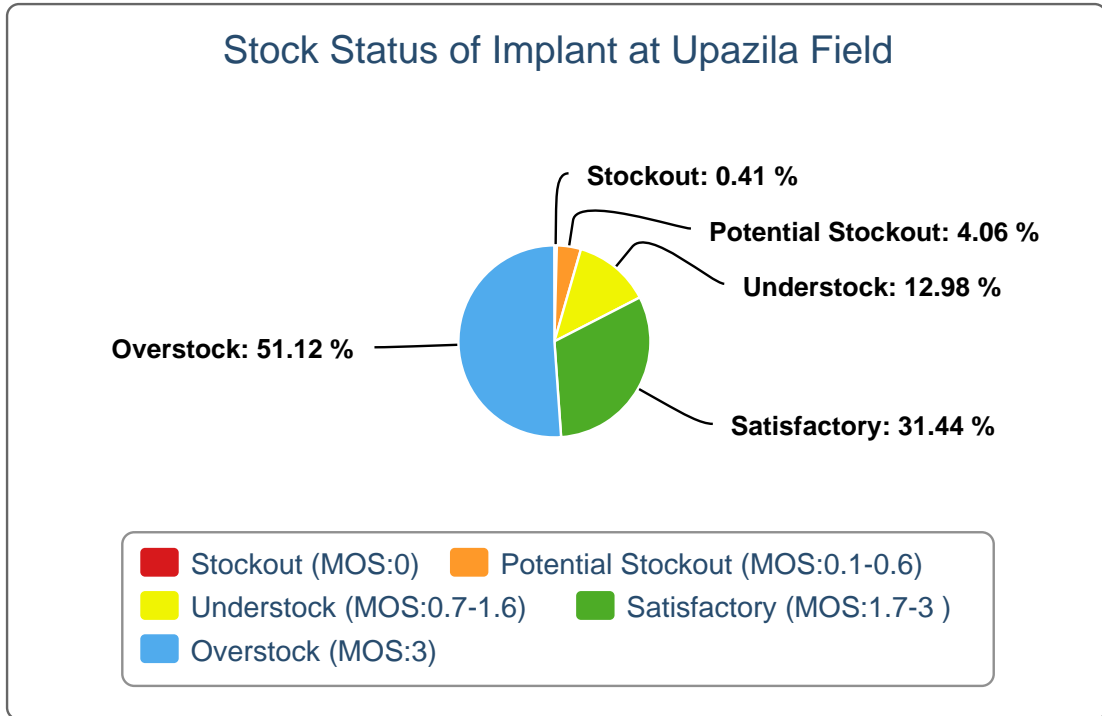
5(g).



5(h).



5(i).



6(a). Contraceptive Stock Status by Product at Regional Warehouses

SL	WH Name	Condom			Shukhi			IUD			Injectables			Implant		
		CBL	AMD	MOS	CBL	AMD	MOS	CBL	AMD	MOS	CBL	AMD	MOS	CBL	AMD	MOS
1	Bandarban RWH	126,000	40,269	3.1	87,320	23,040	3.8	1,175	159	7.4	36,000	3,428	10.5	2,550	189	13.5
2	Barishal RWH	950,000	269,071	3.5	329,760	204,284	1.6	3,500	475	7.4	22,500	31,390	0.7	14,600	1,082	13.5
3	Bhola RWH	61,200	46,641	1.3	295,200	54,557	5.4	1,250	166	7.5	65,000	26,611	2.4	6,550	307	21.3
4	Bogura RWH	608,400	489,867	1.2	168,960	333,305	0.5	9,050	480	18.9	1,221,000	28,945	42.2	35,600	2,232	15.9
5	Chattogram RWH	2,303,800	314,918	7.3	3,585,120	208,834	17.2	12,140	898	13.5	760,800	27,713	27.5	24,400	1,973	12.4
6	Cox's Bazar RWH	4,276,800	95,538	44.8	2,644,269	75,651	35.0	28,200	555	50.8	599,400	21,945	27.3	19,249	1,109	17.4
7	Cumilla RWH	1,029,600	477,428	2.2	447,360	351,621	1.3	2,900	1,092	2.7	99,000	62,072	1.6	35,900	2,606	13.8
8	Dhaka CWH	763,200	1,274,603	0.6	635,360	628,672	1.0	30,550	2,027	15.1	538,300	78,218	6.9	178,885	3,645	49.1
9	Dinajpur RWH	421,200	175,331	2.4	96,960	215,543	0.4	7,699	295	26.1	136,000	30,551	4.5	30,600	1,863	16.4
10	Faridpur RWH	324,000	460,191	0.7	163,200	322,068	0.5	3,600	679	5.3	166,000	30,032	5.5	23,650	2,230	10.6
11	Jamalpur RWH	345,600	307,383	1.1	406,080	233,537	1.7	4,400	207	21.3	97,000	24,946	3.9	21,400	1,022	20.9
12	Jashore RWH	298,800	419,964	0.7	233,760	265,563	0.9	4,900	386	12.7	91,000	36,272	2.5	11,100	1,415	7.8
13	Khulna RWH	149,400	545,526	0.3	3,758,280	366,004	10.3	8,700	411	21.2	2,933,000	32,751	89.6	41,400	1,348	30.7
14	Kushtia RWH	234,000	304,389	0.8	212,160	153,374	1.4	2,122	167	12.7	114,300	28,777	4.0	25,150	651	38.6
15	Mymensingh RWH	961,200	602,226	1.6	352,320	703,162	0.5	10,500	782	13.4	253,000	50,527	5.0	29,600	2,770	10.7
16	Noakhali RWH	702,000	237,497	3.0	89,760	145,000	0.6	2,200	1,166	1.9	142,000	37,605	3.8	37,000	1,637	22.6
17	Pabna RWH	18,000	467,670	0.0	267,360	278,683	1.0	3,950	749	5.3	111,000	39,056	2.8	25,700	972	26.4
18	Patuakhali RWH	226,800	123,707	1.8	327,360	147,044	2.2	5,650	320	17.7	68,400	22,178	3.1	15,600	1,109	14.1
19	Rajshahi RWH	885,600	596,181	1.5	457,440	268,952	1.7	9,191	250	36.8	142,400	27,700	5.1	20,600	1,289	16.0
20	Rangamati RWH	39,600	47,541	0.8	70,080	34,964	2.0	1,575	102	15.4	36,500	3,465	10.5	2,000	279	7.2
21	Rangpur RWH	982,800	423,115	2.3	738,720	576,936	1.3	6,775	1,130	6.0	275,000	87,501	3.1	11,500	2,906	4.0
22	Sylhet RWH	190,800	529,818	0.4	298,560	335,150	0.9	5,000	690	7.2	200,000	48,312	4.1	23,200	2,330	10.0
23	Tangail RWH	201,600	283,050	0.7	475,150	209,772	2.3	3,100	275	11.3	17,000	22,931	0.7	14,100	1,041	13.5

6(b). Contraceptive Stock Status by Product at Upazila

SL	Warehouse Name	Upazila Name	Condom			Shukhi			IUD			Injectables			Implant		
			CBL	AMD	MOS	CBL	AMD	MOS	CBL	AMD	MOS	CBL	AMD	MOS	CBL	AMD	MOS
1	Bandarban RWH	Alikadam	9,564	9,944	1.0	3,495	3,053	1.1	56	32	1.8	398	624	0.6	200	33	6.1
2	Bandarban RWH	Bandarban Sadar	7,635	4,651	1.6	7,759	4,223	1.8	86	27	3.2	1,536	568	2.7	288	27	10.7
3	Bandarban RWH	Lama	7,200	7,911	0.9	6,400	6,123	1.0	80	51	1.6	852	875	1.0	62	30	2.1
4	Bandarban RWH	Naikhongchhari	5,024	6,599	0.8	17,490	3,143	5.6	20	10	2.0	675	730	0.9	110	31	3.5
5	Bandarban RWH	Rowangchhari	15,116	2,446	6.2	6,655	2,201	3.0	116	6	19.3	610	233	2.6	110	17	6.5
6	Bandarban RWH	Ruma	12,132	5,168	2.3	13,577	2,330	5.8	52	12	4.3	545	212	2.6	100	18	5.6
7	Bandarban RWH	Thanchi	11,102	3,550	3.1	8,650	1,967	4.4	62	21	3.0	1,041	186	5.6	10	33	0.3
8	Barishal RWH	Agailjhara	5,700	7,566	0.8	5,598	8,457	0.7	100	12	8.3	3,052	1,347	2.3	200	41	4.9
9	Barishal RWH	Babuganj	229,300	6,125	37.4	48,000	6,315	7.6	129	20	6.5	2,417	556	4.3	150	42	3.6
10	Barishal RWH	Bakerganj	93,251	14,512	6.4	59,399	13,902	4.3	263	22	12.0	6,262	1,919	3.3	300	88	3.4
11	Barishal RWH	Banari Para	201,188	5,848	34.4	37,020	6,540	5.7	204	15	13.6	2,702	462	5.8	400	62	6.5
12	Barishal RWH	Barishal Sadar (kotwali)	79,964	31,177	2.6	5,545	16,308	0.3	591	80	7.4	8,055	4,539	1.8	295	111	2.7
13	Barishal RWH	Bhandaria	12,552	11,080	1.1	24,675	8,513	2.9	475	22	21.6	3,206	1,103	2.9	250	40	6.3
14	Barishal RWH	Gournadi	19,400	9,817	2.0	20,220	10,577	1.9	191	15	12.7	4,351	1,254	3.5	150	32	4.7
15	Barishal RWH	Hizla	17,288	7,879	2.2	7,440	5,371	1.4	36	13	2.8	2,791	1,133	2.5	150	29	5.2
16	Barishal RWH	Indurkani	74,720	6,596	11.3	7,680	5,824	1.3	181	9	20.1	4,342	929	4.7	400	27	14.8
17	Barishal RWH	Jhalokati Sadar	56,700	19,657	2.9	32,900	11,826	2.8	181	27	6.7	3,466	1,153	3.0	300	79	3.8
18	Barishal RWH	Kanthalia	35,760	5,792	6.2	30,360	4,959	6.1	110	14	7.9	2,229	975	2.3	500	38	13.2
19	Barishal RWH	Kawkhali	45,400	6,824	6.7	47,200	4,273	11.0	265	22	12.0	2,010	362	5.6	150	23	6.5
20	Barishal RWH	Mathbaria	36,718	18,860	1.9	33,445	18,859	1.8	234	33	7.1	3,465	2,382	1.5	200	59	3.4
21	Barishal RWH	Mehendiganj	92,628	12,353	7.5	46,041	10,298	4.5	455	13	35.0	22,906	3,046	7.5	300	36	8.3
22	Barishal RWH	Muladi	24,368	14,363	1.7	12,000	9,596	1.3	232	5	46.4	9,842	2,103	4.7	100	22	4.5
23	Barishal RWH	Nalchity	18,600	9,137	2.0	15,375	7,675	2.0	274	15	18.3	2,550	1,590	1.6	200	51	3.9
24	Barishal RWH	Nazirpur	39,504	18,652	2.1	25,610	10,799	2.4	225	25	9.0	4,430	1,650	2.7	200	49	4.1
25	Barishal RWH	Nesarabad (swarupkati)	40,912	27,468	1.5	11,180	14,981	0.7	460	42	11.0	11,138	1,760	6.3	300	80	3.8

SL	Warehouse Name	Upazila Name	Condom			Shukhi			IUD			Injectables			Implant		
			CBL	AMD	MOS	CBL	AMD	MOS	CBL	AMD	MOS	CBL	AMD	MOS	CBL	AMD	MOS
26	Barishal RWH	Pirojpur Sadar	30,624	13,336	2.3	28,900	9,600	3.0	185	35	5.3	4,957	1,246	4.0	100	59	1.7
27	Barishal RWH	Rajapur	18,444	10,425	1.8	10,995	6,980	1.6	179	7	25.6	1,987	834	2.4	100	27	3.7
28	Barishal RWH	Wazirpur	437,812	11,604	37.7	3,395	12,631	0.3	321	29	11.1	2,786	1,047	2.7	250	87	2.9
29	Bhola RWH	Bhola Sadar	22,317	9,947	2.2	31,360	11,268	2.8	139	55	2.5	13,993	5,585	2.5	50	106	0.5
30	Bhola RWH	Burhanuddin	6,960	3,257	2.1	16,170	6,448	2.5	51	22	2.3	7,871	1,337	5.9	100	35	2.9
31	Bhola RWH	Char Fasson	40,200	19,540	2.1	15,325	18,786	0.8	141	52	2.7	18,595	7,726	2.4	150	72	2.1
32	Bhola RWH	Daulat Khan	12,190	2,147	5.7	20,220	4,651	4.3	70	15	4.7	9,800	3,387	2.9	50	24	2.1
33	Bhola RWH	Lalmohan	16,828	7,369	2.3	13,330	7,995	1.7	62	13	4.8	14,460	5,407	2.7	100	27	3.7
34	Bhola RWH	Manpura	7,085	2,894	2.4	5,595	2,884	1.9	34	1	34.0	5,714	1,689	3.4	20	21	1.0
35	Bhola RWH	Tazumuddin	15,072	1,487	10.1	18,761	2,525	7.4	35	8	4.4	7,165	1,480	4.8	100	22	4.5
36	Bogura RWH	Adamdighi	21,900	8,877	2.5	25,695	6,187	4.2	47	12	3.9	2,115	243	8.7	250	49	5.1
37	Bogura RWH	Akkelpur	12,336	6,709	1.8	61,685	6,030	10.2	66	15	4.4	2,722	399	6.8	200	67	3.0
38	Bogura RWH	Atrai	1,040	14,913	0.1	21,300	11,336	1.9	12	7	1.7	2,463	600	4.1	105	55	1.9
39	Bogura RWH	Badalgachhi	11,122	8,373	1.3	20,295	8,725	2.3	63	7	9.0	1,796	718	2.5	200	46	4.3
40	Bogura RWH	Bogura Sadar	8,328	52,569	0.2	24,235	15,675	1.5	151	30	5.0	5,373	1,871	2.9	365	145	2.5
41	Bogura RWH	Dhamoirhat	9,468	8,921	1.1	65,985	8,210	8.0	52	11	4.7	3,086	671	4.6	300	41	7.3
42	Bogura RWH	Dhunat	57,100	35,921	1.6	24,895	20,054	1.2	115	15	7.7	5,891	2,082	2.8	100	83	1.2
43	Bogura RWH	Dhupchanchia	22,950	8,104	2.8	21,745	8,039	2.7	6	15	0.4	3,152	752	4.2	150	84	1.8
44	Bogura RWH	Gabtali	23,580	17,397	1.4	853,775	11,416	74.8	53	6	8.8	4,229	1,874	2.3	200	74	2.7
45	Bogura RWH	Ghoraghat	17,500	9,080	1.9	21,440	6,514	3.3	78	7	11.1	2,004	495	4.0	2	85	0.0
46	Bogura RWH	Hakimpur	14,800	7,957	1.9	14,680	4,940	3.0	31	5	6.2	1,549	234	6.6	200	51	3.9
47	Bogura RWH	Joypurhat Sadar	28,336	20,903	1.4	30,215	11,499	2.6	50	41	1.2	5,200	1,392	3.7	490	150	3.3
48	Bogura RWH	Kahaloo	25,752	19,223	1.3	12,070	11,774	1.0	50	10	5.0	2,526	943	2.7	150	111	1.4
49	Bogura RWH	Kalai	19,764	8,513	2.3	67,265	7,676	8.8	48	11	4.4	739	456	1.6	300	41	7.3
50	Bogura RWH	Khetlal	23,052	8,334	2.8	512,510	5,540	92.5	26	22	1.2	1,668	395	4.2	200	56	3.6

SL	Warehouse Name	Upazila Name	Condom			Shukhi			IUD			Injectables			Implant		
			CBL	AMD	MOS	CBL	AMD	MOS	CBL	AMD	MOS	CBL	AMD	MOS	CBL	AMD	MOS
51	Bogura RWH	Mahadebpur	23,000	17,062	1.3	44,810	15,829	2.8	39	4	9.8	5,547	878	6.3	150	78	1.9
52	Bogura RWH	Manda	39,438	24,642	1.6	24,735	27,082	0.9	194	65	3.0	4,995	2,024	2.5	100	78	1.3
53	Bogura RWH	Nandigram	21,100	10,366	2.0	10,800	11,426	0.9	50	2	25.0	1,350	350	3.9	150	40	3.8
54	Bogura RWH	Naogaon Sadar	28,464	23,502	1.2	32,790	13,228	2.5	172	25	6.9	4,043	1,246	3.2	300	92	3.3
55	Bogura RWH	Niamatpur	25,514	11,602	2.2	35,890	10,233	3.5	82	12	6.8	2,810	1,005	2.8	150	62	2.4
56	Bogura RWH	Panchbibi	22,220	14,772	1.5	151,419	8,411	18.0	76	20	3.8	2,898	665	4.4	300	81	3.7
57	Bogura RWH	Patnitala	16,884	12,201	1.4	34,300	11,473	3.0	50	13	3.8	3,887	838	4.6	100	58	1.7
58	Bogura RWH	Porsha	9,192	9,799	0.9	29,820	8,767	3.4	31	13	2.4	3,115	539	5.8	200	32	6.3
59	Bogura RWH	Raninagar	200	11,775	0.0	12,480	11,849	1.1	25	11	2.3	1,939	527	3.7	100	30	3.3
60	Bogura RWH	Sapahar	5,616	11,568	0.5	16,935	10,027	1.7	38	11	3.5	3,969	1,105	3.6	200	33	6.1
61	Bogura RWH	Sariakandi	21,444	15,330	1.4	38,890	8,983	4.3	118	17	6.9	3,445	1,132	3.0	150	140	1.1
62	Bogura RWH	Shajahanpur	39,804	39,813	1.0	20,115	12,766	1.6	57	10	5.7	5,294	1,013	5.2	300	90	3.3
63	Bogura RWH	Sherpur	47,300	30,449	1.6	26,620	16,086	1.7	73	11	6.6	4,574	1,603	2.9	0	84	0.0
64	Bogura RWH	Shibganj	35,400	11,188	3.2	20,080	12,960	1.5	40	11	3.6	5,500	2,013	2.7	250	85	2.9
65	Bogura RWH	Sonatola	25,044	10,004	2.5	140,700	10,570	13.3	115	41	2.8	2,888	882	3.3	50	111	0.5
66	Chattogram RWH	Anowara	9,300	9,164	1.0	29,630	9,067	3.3	60	12	5.0	2,120	649	3.3	400	64	6.3
67	Chattogram RWH	Banshkhali	45,180	12,042	3.8	200	7,864	0.0	249	15	16.6	6,472	1,472	4.4	50	119	0.4
68	Chattogram RWH	Boalkhali	36,069	9,011	4.0	28,720	7,469	3.8	341	33	10.3	7,250	522	13.9	700	52	13.5
69	Chattogram RWH	Chandanaish	28,800	6,880	4.2	17,890	7,703	2.3	253	23	11.0	2,460	875	2.8	700	65	10.8
70	Chattogram RWH	Dighinala	37,500	8,121	4.6	19,548	7,745	2.5	230	19	12.1	6,976	1,041	6.7	400	41	9.8
71	Chattogram RWH	Double Mooring	21,900	55,415	0.4	30,885	12,244	2.5	1,319	207	6.4	21,471	3,397	6.3	775	242	3.2
72	Chattogram RWH	Fatikchhari	42,600	14,476	2.9	13,340	12,567	1.1	193	13	14.8	7,959	1,933	4.1	1,000	211	4.7
73	Chattogram RWH	Guimara	24,480	1,271	19.3	12,130	2,916	4.2	198	8	24.8	3,247	185	17.6	300	22	13.6
74	Chattogram RWH	Hathazari	72,000	37,506	1.9	2,357	20,792	0.1	197	21	9.4	10,561	1,544	6.8	700	63	11.1
75	Chattogram RWH	Khagrachhari Sadar	41,004	3,024	13.6	16,980	5,209	3.3	266	53	5.0	4,845	474	10.2	575	31	18.5

SL	Warehouse Name	Upazila Name	Condom			Shukhi			IUD			Injectables			Implant		
			CBL	AMD	MOS	CBL	AMD	MOS	CBL	AMD	MOS	CBL	AMD	MOS	CBL	AMD	MOS
76	Chattogram RWH	Lakshmichhari	17,023	1,704	10.0	17,912	2,505	7.2	177	6	29.5	2,046	92	22.2	200	25	8.0
77	Chattogram RWH	Lohagara	50,640	4,236	12.0	30,690	5,911	5.2	232	21	11.0	5,919	971	6.1	500	41	12.2
78	Chattogram RWH	Mahalchhari	21,000	3,891	5.4	10,777	4,088	2.6	140	10	14.0	2,400	322	7.5	350	33	10.6
79	Chattogram RWH	Manikchhari	17,292	1,093	15.8	21,145	1,499	14.1	129	11	11.7	2,408	447	5.4	250	21	11.9
80	Chattogram RWH	Matiranga	40,700	8,670	4.7	19,320	6,315	3.1	196	20	9.8	5,275	746	7.1	550	57	9.6
81	Chattogram RWH	Mirsharai	40,106	11,804	3.4	22,345	10,334	2.2	262	47	5.6	12,527	1,695	7.4	450	68	6.6
82	Chattogram RWH	Panchhari	37,678	4,175	9.0	17,540	4,057	4.3	267	5	53.4	2,750	224	12.3	400	20	20.0
83	Chattogram RWH	Panchlaish	42,240	36,995	1.1	12,280	8,947	1.4	792	125	6.3	16,012	3,007	5.3	736	160	4.6
84	Chattogram RWH	Patiya	111,000	16,796	6.6	28,150	15,960	1.8	475	88	5.4	8,170	1,955	4.2	1,000	143	7.0
85	Chattogram RWH	Ramgarh	27,520	3,229	8.5	21,480	3,181	6.8	132	6	22.0	1,785	142	12.6	400	24	16.7
86	Chattogram RWH	Rangunia	49,692	13,654	3.6	42,490	11,275	3.8	490	29	16.9	10,287	1,502	6.8	1,100	108	10.2
87	Chattogram RWH	Raozan	41,458	13,789	3.0	13,459	10,161	1.3	342	61	5.6	11,720	1,170	10.0	800	155	5.2
88	Chattogram RWH	Sandwip	19,428	10,551	1.8	17,270	12,250	1.4	206	5	41.2	3,608	1,340	2.7	650	86	7.6
89	Chattogram RWH	Satkania	64,360	13,636	4.7	21,900	11,000	2.0	292	21	13.9	7,522	841	8.9	900	70	12.9
90	Chattogram RWH	Sitakunda	51,180	13,785	3.7	30,775	7,775	4.0	281	39	7.2	9,340	1,167	8.0	700	52	13.5
91	Cox's Bazar RWH	Chakaria	30,696	16,678	1.8	6,479	14,132	0.5	212	107	2.0	6,990	3,589	1.9	1,300	188	6.9
92	Cox's Bazar RWH	Cox's Bazar Sadar	126,896	17,453	7.3	146,200	11,610	12.6	363	67	5.4	13,050	3,493	3.7	600	107	5.6
93	Cox's Bazar RWH	Kutubdia	13,104	3,941	3.3	20,440	3,505	5.8	120	53	2.3	4,136	1,150	3.6	600	98	6.1
94	Cox's Bazar RWH	Maheshkhali	105,751	5,901	17.9	16,614	13,997	1.2	106	57	1.9	3,922	3,115	1.3	1,400	173	8.1
95	Cox's Bazar RWH	Pekua	83,400	7,111	11.7	93,410	6,911	13.5	105	40	2.6	5,524	2,968	1.9	300	92	3.3
96	Cox's Bazar RWH	Ramu	67,980	16,930	4.0	78,540	6,644	11.8	260	67	3.9	6,238	1,926	3.2	600	114	5.3
97	Cox's Bazar RWH	Teknaf	43,376	20,376	2.1	2,882	13,158	0.2	275	88	3.1	10,010	4,422	2.3	600	164	3.7
98	Cox's Bazar RWH	Ukhia	16,128	7,148	2.3	25,308	5,694	4.4	242	76	3.2	2,851	1,282	2.2	300	173	1.7
99	Cumilla RWH	Akhaura	21,900	6,892	3.2	10,975	5,330	2.1	70	11	6.4	4,390	766	5.7	200	36	5.6
100	Cumilla RWH	Ashuganj	51,712	10,896	4.7	26,600	7,056	3.8	302	21	14.4	7,679	916	8.4	500	55	9.1

SL	Warehouse Name	Upazila Name	Condom			Shukhi			IUD			Injectables			Implant		
			CBL	AMD	MOS	CBL	AMD	MOS	CBL	AMD	MOS	CBL	AMD	MOS	CBL	AMD	MOS
101	Cumilla RWH	Banchharampur	48,000	13,855	3.5	38,875	9,163	4.2	435	30	14.5	6,833	1,512	4.5	500	197	2.5
102	Cumilla RWH	Barura	47,364	10,192	4.6	24,000	9,851	2.4	249	41	6.1	5,144	2,962	1.7	300	44	6.8
103	Cumilla RWH	Bijoy Nagar	29,808	8,575	3.5	17,861	8,868	2.0	170	11	15.5	8,191	1,227	6.7	300	31	9.7
104	Cumilla RWH	Brahman Para	33,580	6,844	4.9	26,160	6,906	3.8	245	22	11.1	3,489	1,093	3.2	200	54	3.7
105	Cumilla RWH	Brahmanbaria Sadar	65,900	18,657	3.5	44,290	9,642	4.6	451	58	7.8	10,191	1,905	5.3	500	94	5.3
106	Cumilla RWH	Burichang	27,578	22,733	1.2	5,960	16,867	0.4	368	41	9.0	4,101	1,861	2.2	250	69	3.6
107	Cumilla RWH	Chandina	50,640	13,582	3.7	3,800	14,237	0.3	230	32	7.2	5,868	2,542	2.3	50	46	1.1
108	Cumilla RWH	Chandpur Sadar	33,300	14,608	2.3	13,000	13,263	1.0	299	100	3.0	9,344	2,408	3.9	300	120	2.5
109	Cumilla RWH	Chaudagram	51,884	14,675	3.5	4,460	11,204	0.4	257	21	12.2	7,603	3,175	2.4	400	47	8.5
110	Cumilla RWH	Cumilla Adarsha Sadar	43,066	43,166	1.0	51,890	15,370	3.4	442	59	7.5	9,188	2,666	3.4	500	145	3.4
111	Cumilla RWH	Cumilla Sadar Dakshin	35,604	12,050	3.0	2,390	12,120	0.2	136	22	6.2	1,507	2,089	0.7	270	52	5.2
112	Cumilla RWH	Daudkandi	55,728	11,590	4.8	32,820	10,713	3.1	280	67	4.2	9,302	1,841	5.1	50	40	1.3
113	Cumilla RWH	Debidwar	42,600	18,222	2.3	28,325	14,258	2.0	246	27	9.1	8,646	3,211	2.7	500	49	10.2
114	Cumilla RWH	Faridganj	15,800	18,758	0.8	12,330	17,668	0.7	490	65	7.5	4,445	2,805	1.6	400	191	2.1
115	Cumilla RWH	Haim Char	23,900	4,366	5.5	7,705	5,473	1.4	207	17	12.2	1,342	501	2.7	200	34	5.9
116	Cumilla RWH	Hajiganj	18,800	7,226	2.6	15,910	11,461	1.4	337	53	6.4	8,263	1,846	4.5	350	74	4.7
117	Cumilla RWH	Homna	40,920	17,900	2.3	25,610	9,597	2.7	329	30	11.0	6,287	1,055	6.0	400	45	8.9
118	Cumilla RWH	Kachua	13,516	15,017	0.9	7,410	11,296	0.7	330	40	8.3	5,763	3,281	1.8	300	73	4.1
119	Cumilla RWH	Kasba	60,700	19,416	3.1	17,375	10,273	1.7	261	37	7.1	8,711	1,228	7.1	400	206	1.9
120	Cumilla RWH	Laksam	52,000	9,906	5.2	35,115	8,021	4.4	167	26	6.4	6,584	1,504	4.4	500	46	10.9
121	Cumilla RWH	Lalmaj	6,924	4,154	1.7	3,253	5,472	0.6	178	8	22.3	2,889	825	3.5	250	20	12.5
122	Cumilla RWH	Manoharganj	22,000	11,349	1.9	27,090	7,784	3.5	171	9	19.0	4,041	1,276	3.2	350	33	10.6
123	Cumilla RWH	Matlab Dakshin	36,276	7,974	4.5	15,567	8,784	1.8	259	18	14.4	2,636	1,673	1.6	250	67	3.7
124	Cumilla RWH	Matlab Uttar	37,900	12,422	3.1	15,525	10,737	1.4	135	69	2.0	3,862	1,210	3.2	50	112	0.4
125	Cumilla RWH	Meghna	41,648	6,785	6.1	27,005	5,149	5.2	223	15	14.9	4,884	880	5.6	400	57	7.0

SL	Warehouse Name	Upazila Name	Condom			Shukhi			IUD			Injectables			Implant		
			CBL	AMD	MOS	CBL	AMD	MOS	CBL	AMD	MOS	CBL	AMD	MOS	CBL	AMD	MOS
126	Cumilla RWH	Muradnagar	73,200	26,440	2.8	26,135	16,468	1.6	165	24	6.9	6,910	2,929	2.4	750	156	4.8
127	Cumilla RWH	Nabinagar	73,241	17,184	4.3	16,750	10,823	1.5	174	28	6.2	7,965	1,688	4.7	550	114	4.8
128	Cumilla RWH	Nangalkot	36,200	16,692	2.2	29,101	9,709	3.0	193	9	21.4	8,456	2,114	4.0	350	88	4.0
129	Cumilla RWH	Nasirnagar	48,096	9,629	5.0	7,030	10,887	0.6	170	12	14.2	3,061	1,310	2.3	150	72	2.1
130	Cumilla RWH	Sarail	22,800	21,281	1.1	12,870	10,685	1.2	190	12	15.8	7,338	1,602	4.6	400	71	5.6
131	Cumilla RWH	Shahrasti	45,900	7,292	6.3	20,640	9,708	2.1	317	28	11.3	5,532	2,214	2.5	350	46	7.6
132	Cumilla RWH	Titas	34,164	17,100	2.0	27,355	6,778	4.0	177	29	6.1	2,970	1,957	1.5	300	22	13.6
133	Dhaka CWH	Araihazar	35,640	15,635	2.3	12,120	19,495	0.6	128	40	3.2	4,968	2,097	2.4	900	97	9.3
134	Dhaka CWH	Bandar	31,848	34,132	0.9	9,956	15,071	0.7	72	22	3.3	4,174	1,903	2.2	400	52	7.7
135	Dhaka CWH	Belabo	23,196	10,464	2.2	18,040	8,962	2.0	87	14	6.2	2,390	990	2.4	400	41	9.8
136	Dhaka CWH	Daulatpur	17,844	10,808	1.7	30,780	7,939	3.9	115	6	19.2	2,196	995	2.2	500	52	9.6
137	Dhaka CWH	Dhamrai	43,002	25,847	1.7	7,800	18,285	0.4	286	112	2.6	3,303	1,470	2.2	600	59	10.2
138	Dhaka CWH	Dohar	7,392	14,269	0.5	35,850	7,496	4.8	71	13	5.5	1,722	725	2.4	400	42	9.5
139	Dhaka CWH	Gazaria	18,404	9,697	1.9	6,390	7,662	0.8	119	23	5.2	1,395	663	2.1	101	43	2.3
140	Dhaka CWH	Gazipur Sadar	37,200	48,730	0.8	36,260	17,381	2.1	186	62	3.0	6,124	1,995	3.1	200	98	2.0
141	Dhaka CWH	Ghior	11,844	12,011	1.0	33,160	7,806	4.2	48	12	4.0	1,218	566	2.2	600	47	12.8
142	Dhaka CWH	Harirampur	9,516	20,011	0.5	59,151	6,651	8.9	57	4	14.3	758	389	1.9	693	44	15.8
143	Dhaka CWH	Kaliakair	24,385	26,132	0.9	11,409	15,545	0.7	182	52	3.5	1,765	971	1.8	900	57	15.8
144	Dhaka CWH	Kaliganj	35,420	31,671	1.1	4,540	13,896	0.3	96	21	4.6	3,718	1,842	2.0	400	64	6.3
145	Dhaka CWH	Kapasia	26,268	27,765	0.9	52,800	18,040	2.9	21	9	2.3	1,709	733	2.3	300	116	2.6
146	Dhaka CWH	Keraniganj	36,700	40,530	0.9	27,880	17,935	1.6	273	96	2.8	6,401	2,770	2.3	0	144	0.0
147	Dhaka CWH	Lohajang	12,696	12,836	1.0	27,190	7,075	3.8	38	8	4.8	1,254	536	2.3	600	46	13.0
148	Dhaka CWH	Manikganj Sadar	43,500	30,131	1.4	39,360	11,319	3.5	158	19	8.3	4,031	881	4.6	600	103	5.8
149	Dhaka CWH	Manohardi	19,100	13,624	1.4	6,130	8,540	0.7	107	31	3.5	4,790	1,599	3.0	300	31	9.7
150	Dhaka CWH	Mirpur	1,500	167,693	0.0	41,988	35,426	1.2	620	315	2.0	20,876	8,795	2.4	500	439	1.1

SL	Warehouse Name	Upazila Name	Condom			Shukhi			IUD			Injectables			Implant		
			CBL	AMD	MOS	CBL	AMD	MOS	CBL	AMD	MOS	CBL	AMD	MOS	CBL	AMD	MOS
151	Dhaka CWH	Munshiganj Sadar	50,472	29,427	1.7	31,240	14,912	2.1	76	16	4.8	3,688	1,501	2.5	300	47	6.4
152	Dhaka CWH	Narayanganj Sadar	99,072	80,110	1.2	28,715	44,708	0.6	178	29	6.1	17,471	6,685	2.6	700	136	5.1
153	Dhaka CWH	Narsingdi Sadar	55,100	41,325	1.3	16,200	41,764	0.4	305	120	2.5	20,183	6,972	2.9	1,200	107	11.2
154	Dhaka CWH	Nawabganj	11,184	16,532	0.7	41,660	10,361	4.0	135	24	5.6	1,075	680	1.6	300	48	6.3
155	Dhaka CWH	Palash	26,100	14,134	1.8	20,090	11,018	1.8	104	13	8.0	2,269	898	2.5	100	38	2.6
156	Dhaka CWH	Roypura	73,044	40,862	1.8	60,480	22,345	2.7	204	64	3.2	8,290	3,342	2.5	800	61	13.1
157	Dhaka CWH	Rupganj	73,984	37,683	2.0	7,330	30,431	0.2	116	26	4.5	7,506	2,726	2.8	900	88	10.2
158	Dhaka CWH	Saturia	16,000	16,438	1.0	4,300	9,206	0.5	141	32	4.4	1,577	605	2.6	600	53	11.3
159	Dhaka CWH	Savar	12,700	79,937	0.2	57,870	22,643	2.6	249	87	2.9	8,186	3,363	2.4	600	112	5.4
160	Dhaka CWH	Serajdikhan	2,972	19,643	0.2	23,150	14,202	1.6	45	20	2.3	1,732	824	2.1	600	43	14.0
161	Dhaka CWH	Shibalaya	18,900	12,925	1.5	18,190	8,289	2.2	94	12	7.8	2,150	922	2.3	200	40	5.0
162	Dhaka CWH	Shibpur	31,464	16,689	1.9	34,430	12,609	2.7	56	13	4.3	4,880	1,601	3.0	600	50	12.0
163	Dhaka CWH	Singair	37,592	25,289	1.5	64,510	13,256	4.9	92	16	5.8	1,545	739	2.1	600	54	11.1
164	Dhaka CWH	Sonargaon	22,337	26,489	0.8	17,437	20,294	0.9	122	25	4.9	7,193	2,666	2.7	800	56	14.3
165	Dhaka CWH	Sreenagar	18,768	15,405	1.2	62,395	10,620	5.9	34	15	2.3	1,351	702	1.9	900	43	20.9
166	Dhaka CWH	Sreepur	129,660	27,721	4.7	33,220	20,489	1.6	140	36	3.9	3,354	1,359	2.5	600	111	5.4
167	Dhaka CWH	Tejgaon	141,900	185,755	0.8	429,840	60,073	7.2	1,455	581	2.5	25,050	11,543	2.2	3,700	892	4.1
168	Dhaka CWH	Tongi	42,664	24,255	1.8	35,710	8,575	4.2	171	33	5.2	1,554	742	2.1	530	65	8.2
169	Dhaka CWH	Tongibari	18,174	11,998	1.5	13,850	8,353	1.7	16	6	2.7	1,023	428	2.4	600	26	23.1
170	Dinajpur RWH	Atwari	11,134	2,873	3.9	41,542	4,597	9.0	107	4	26.8	2,736	750	3.6	100	27	3.7
171	Dinajpur RWH	Baliadangi	4,700	2,939	1.6	30,650	5,387	5.7	105	6	17.5	1,333	1,517	0.9	200	35	5.7
172	Dinajpur RWH	Biral	20,126	8,419	2.4	58,600	11,540	5.1	153	7	21.9	3,210	1,057	3.0	210	91	2.3
173	Dinajpur RWH	Birampur	4,800	5,872	0.8	23,120	6,474	3.6	66	16	4.1	1,762	348	5.1	100	60	1.7
174	Dinajpur RWH	Birganj	23,400	10,234	2.3	31,200	15,222	2.0	98	7	14.0	4,328	1,736	2.5	150	161	0.9
175	Dinajpur RWH	Bochaganj	10,696	4,878	2.2	20,290	7,139	2.8	124	23	5.4	2,599	585	4.4	400	94	4.3

SL	Warehouse Name	Upazila Name	Condom			Shukhi			IUD			Injectables			Implant		
			CBL	AMD	MOS	CBL	AMD	MOS	CBL	AMD	MOS	CBL	AMD	MOS	CBL	AMD	MOS
176	Dinajpur RWH	Boda	14,200	8,300	1.7	14,700	14,226	1.0	106	7	15.1	4,983	2,140	2.3	600	100	6.0
177	Dinajpur RWH	Chirirbandar	21,629	8,529	2.5	35,665	12,461	2.9	59	11	5.4	3,079	1,288	2.4	0	134	0.0
178	Dinajpur RWH	Debiganj	18,200	6,857	2.7	59,380	11,786	5.0	184	14	13.1	5,548	2,618	2.1	150	62	2.4
179	Dinajpur RWH	Dinajpur Sadar	62,600	21,078	3.0	36,870	11,219	3.3	135	36	3.8	6,578	2,288	2.9	20	265	0.1
180	Dinajpur RWH	Fulbari	24,264	9,440	2.6	29,310	7,546	3.9	86	17	5.1	1,427	521	2.7	250	58	4.3
181	Dinajpur RWH	Haripur	10,600	4,211	2.5	35,885	6,375	5.6	110	10	11.0	2,056	822	2.5	50	16	3.1
182	Dinajpur RWH	Kaharole	6,800	3,448	2.0	28,800	9,098	3.2	69	14	4.9	2,261	636	3.6	100	78	1.3
183	Dinajpur RWH	Khansama	20,474	4,271	4.8	18,780	11,799	1.6	216	8	27.0	5,420	1,710	3.2	100	89	1.1
184	Dinajpur RWH	Nawabganj	21,900	9,665	2.3	57,120	8,734	6.5	93	4	23.3	3,279	1,171	2.8	200	59	3.4
185	Dinajpur RWH	Panchagarh Sadar	21,684	10,938	2.0	16,380	11,118	1.5	48	18	2.7	5,523	2,164	2.6	50	41	1.2
186	Dinajpur RWH	Parbatipur	45,180	19,183	2.4	54,620	13,323	4.1	159	27	5.9	4,636	1,898	2.4	50	125	0.4
187	Dinajpur RWH	Pirganj	12,600	8,512	1.5	25,440	10,543	2.4	72	27	2.7	2,710	984	2.8	0	84	0.0
188	Dinajpur RWH	Ranisankail	9,292	4,826	1.9	16,456	11,025	1.5	123	7	17.6	1,821	1,116	1.6	200	49	4.1
189	Dinajpur RWH	Tentulia	8,016	5,110	1.6	14,120	5,657	2.5	64	15	4.3	2,720	499	5.5	150	34	4.4
190	Dinajpur RWH	Thakurgaon Sadar	36,900	15,748	2.3	48,585	20,274	2.4	130	17	7.6	10,827	4,703	2.3	10	201	0.0
191	Faridpur RWH	Alfadanga	32,240	7,697	4.2	6,055	3,978	1.5	122	9	13.6	1,408	525	2.7	400	73	5.5
192	Faridpur RWH	Baliakandi	82,884	13,925	6.0	20,880	12,049	1.7	60	11	5.5	2,448	863	2.8	500	60	8.3
193	Faridpur RWH	Bhanga	81,885	25,690	3.2	21,897	15,212	1.4	85	60	1.4	1,956	939	2.1	600	171	3.5
194	Faridpur RWH	Bhedarganj	31,888	7,933	4.0	17,700	8,288	2.1	185	25	7.4	3,113	1,424	2.2	600	48	12.5
195	Faridpur RWH	Boalmari	20,521	13,525	1.5	8,950	11,367	0.8	103	13	7.9	2,091	1,030	2.0	600	122	4.9
196	Faridpur RWH	Char Bhadrasan	26,474	10,351	2.6	5,770	2,905	2.0	39	7	5.6	2,541	217	11.7	50	31	1.6
197	Faridpur RWH	Damudya	19,404	4,620	4.2	13,750	2,975	4.6	73	18	4.1	1,984	293	6.8	100	14	7.1
198	Faridpur RWH	Faridpur Sadar	78,840	40,479	1.9	24,010	19,239	1.2	143	27	5.3	6,335	2,675	2.4	541	185	2.9
199	Faridpur RWH	Goalanda	204,396	7,199	28.4	11,795	4,389	2.7	22	6	3.7	1,813	606	3.0	300	38	7.9
200	Faridpur RWH	Gopalganj Sadar	41,350	34,547	1.2	1,750	15,782	0.1	129	37	3.5	4,500	1,269	3.5	400	160	2.5

SL	Warehouse Name	Upazila Name	Condom			Shukhi			IUD			Injectables			Implant		
			CBL	AMD	MOS	CBL	AMD	MOS	CBL	AMD	MOS	CBL	AMD	MOS	CBL	AMD	MOS
201	Faridpur RWH	Gosairhat	167,616	8,226	20.4	24,965	6,768	3.7	184	27	6.8	2,797	814	3.4	400	39	10.3
202	Faridpur RWH	Kalkini	37,800	22,116	1.7	15,675	15,316	1.0	269	22	12.2	2,974	1,405	2.1	50	48	1.0
203	Faridpur RWH	Kalukhali	65,260	8,965	7.3	11,600	8,555	1.4	35	9	3.9	2,721	559	4.9	200	43	4.7
204	Faridpur RWH	Kashiani	46,188	16,925	2.7	9,250	10,074	0.9	10	4	2.5	1,726	808	2.1	200	67	3.0
205	Faridpur RWH	Kotalipara	33,600	12,182	2.8	37,045	14,866	2.5	118	9	13.1	1,953	837	2.3	200	59	3.4
206	Faridpur RWH	Madaripur Sadar	29,388	20,289	1.4	18,010	21,834	0.8	280	64	4.4	6,888	3,577	1.9	400	116	3.4
207	Faridpur RWH	Madhukhali	159,312	11,514	13.8	24,185	12,519	1.9	221	40	5.5	2,997	1,064	2.8	500	94	5.3
208	Faridpur RWH	Muksudpur	70,188	22,879	3.1	11,850	22,770	0.5	49	14	3.5	2,631	1,984	1.3	400	55	7.3
209	Faridpur RWH	Nagarkanda	53,975	16,491	3.3	21,628	10,163	2.1	237	26	9.1	2,383	553	4.3	250	48	5.2
210	Faridpur RWH	Naria	145,847	10,379	14.1	19,335	9,190	2.1	96	9	10.7	2,820	559	5.0	550	55	10.0
211	Faridpur RWH	Pangsha	25,500	16,368	1.6	17,200	13,538	1.3	96	21	4.6	2,787	1,189	2.3	300	83	3.6
212	Faridpur RWH	Rajbari Sadar	59,844	28,744	2.1	14,795	13,397	1.1	446	86	5.2	3,073	1,472	2.1	850	191	4.5
213	Faridpur RWH	Rajoir	21,900	11,367	1.9	6,985	11,883	0.6	50	3	16.7	2,150	974	2.2	100	56	1.8
214	Faridpur RWH	Sadarpur	51,199	18,440	2.8	15,560	6,872	2.3	42	6	7.0	2,218	606	3.7	300	32	9.4
215	Faridpur RWH	Saltha	35,712	10,859	3.3	10,080	9,060	1.1	144	33	4.4	2,068	513	4.0	300	66	4.5
216	Faridpur RWH	Shariatpur Sadar	34,648	9,782	3.5	14,765	7,971	1.9	251	55	4.6	2,342	676	3.5	0	105	0.0
217	Faridpur RWH	Shib Char	41,236	22,810	1.8	9,475	17,309	0.5	125	20	6.3	4,354	1,371	3.2	50	93	0.5
218	Faridpur RWH	Tungipara	28,708	11,167	2.6	15,025	6,163	2.4	44	4	11.0	1,968	442	4.5	400	41	9.8
219	Faridpur RWH	Zanjira	66,869	14,722	4.5	22,011	7,636	2.9	253	14	18.1	2,515	788	3.2	350	37	9.5
220	Jamalpur RWH	Bakshiganj	18,208	12,205	1.5	41,325	15,002	2.8	88	10	8.8	2,339	1,107	2.1	150	44	3.4
221	Jamalpur RWH	Char Rajibpur	960	11,822	0.1	29,395	2,828	10.4	61	7	8.7	2,175	780	2.8	140	42	3.3
222	Jamalpur RWH	Dewanganj	0	23,052	0.0	49,760	11,662	4.3	75	7	10.7	4,850	2,256	2.1	300	94	3.2
223	Jamalpur RWH	Islampur	28,072	34,264	0.8	81,955	19,392	4.2	73	17	4.3	3,988	1,790	2.2	250	78	3.2
224	Jamalpur RWH	Jamalpur Sadar	36,600	43,919	0.8	104,160	40,523	2.6	200	39	5.1	10,000	4,875	2.1	300	88	3.4
225	Jamalpur RWH	Jhenaigati	3,775	12,991	0.3	51,360	14,214	3.6	44	4	11.0	3,629	1,662	2.2	250	52	4.8

SL	Warehouse Name	Upazila Name	Condom			Shukhi			IUD			Injectables			Implant		
			CBL	AMD	MOS	CBL	AMD	MOS	CBL	AMD	MOS	CBL	AMD	MOS	CBL	AMD	MOS
226	Jamalpur RWH	Madarganj	2,300	12,357	0.2	34,560	11,426	3.0	130	16	8.1	1,750	653	2.7	200	89	2.2
227	Jamalpur RWH	Melandaha	18,900	19,715	1.0	32,400	18,827	1.7	120	23	5.2	3,200	1,467	2.2	250	76	3.3
228	Jamalpur RWH	Nakla	15,008	15,737	1.0	30,760	13,014	2.4	116	7	16.6	2,880	1,199	2.4	200	76	2.6
229	Jamalpur RWH	Nalitabari	3,431	17,288	0.2	47,680	16,263	2.9	108	13	8.3	2,817	1,357	2.1	300	52	5.8
230	Jamalpur RWH	Raumari	2,400	19,755	0.1	7,155	9,380	0.8	35	13	2.7	1,876	1,233	1.5	50	31	1.6
231	Jamalpur RWH	Sarishabari	1,200	33,876	0.0	76,320	17,657	4.3	170	22	7.7	3,460	1,659	2.1	200	80	2.5
232	Jamalpur RWH	Sherpur Sadar	3,800	33,368	0.1	57,230	28,494	2.0	57	22	2.6	8,510	4,099	2.1	200	124	1.6
233	Jamalpur RWH	Sreebardi	624	17,034	0.0	62,479	14,855	4.2	110	7	15.7	1,698	809	2.1	450	96	4.7
234	Jashore RWH	Abhaynagar	8,160	21,412	0.4	8,640	9,496	0.9	114	8	14.3	2,503	1,625	1.5	100	51	2.0
235	Jashore RWH	Bagher Para	16,632	13,432	1.2	26,640	9,648	2.8	80	16	5.0	2,336	1,186	2.0	150	62	2.4
236	Jashore RWH	Chaugachha	14,800	20,365	0.7	19,620	10,183	1.9	117	8	14.6	1,849	942	2.0	200	36	5.6
237	Jashore RWH	Harinakunda	16,644	10,560	1.6	12,235	9,932	1.2	98	12	8.2	1,389	705	2.0	100	72	1.4
238	Jashore RWH	Jashore Sadar	4,900	54,815	0.1	155,368	27,859	5.6	74	34	2.2	5,306	3,345	1.6	210	153	1.4
239	Jashore RWH	Jhenaidah Sadar	11,855	21,091	0.6	47,400	13,780	3.4	196	40	4.9	3,125	1,634	1.9	0	81	0.0
240	Jashore RWH	Jhikargachha	28,500	19,795	1.4	22,800	7,186	3.2	65	10	6.5	2,175	1,142	1.9	200	32	6.3
241	Jashore RWH	Kalia	9,816	19,023	0.5	28,045	11,696	2.4	190	15	12.7	1,959	916	2.1	200	97	2.1
242	Jashore RWH	Kaliganj	15,660	17,636	0.9	70,200	11,803	5.9	131	12	10.9	1,802	904	2.0	300	56	5.4
243	Jashore RWH	Keshabpur	6,400	14,083	0.5	19,650	10,167	1.9	202	12	16.8	3,812	1,997	1.9	200	62	3.2
244	Jashore RWH	Kotchandpur	14,700	7,263	2.0	17,285	5,553	3.1	35	5	7.0	1,105	599	1.8	500	32	15.6
245	Jashore RWH	Lohagara	900	18,642	0.0	64,060	12,902	5.0	60	21	2.9	1,956	2,249	0.9	750	44	17.0
246	Jashore RWH	Magura Sadar	17,112	25,419	0.7	36,765	22,666	1.6	209	75	2.8	4,403	2,504	1.8	200	152	1.3
247	Jashore RWH	Maheshpur	3,302	13,956	0.2	43,200	8,799	4.9	234	17	13.8	3,550	2,290	1.6	300	32	9.4
248	Jashore RWH	Manirampur	11,500	31,932	0.4	34,445	20,598	1.7	127	15	8.5	11,489	5,343	2.2	200	70	2.9
249	Jashore RWH	Mohammadpur	2,988	8,946	0.3	52,020	9,527	5.5	175	14	12.5	1,209	847	1.4	50	64	0.8
250	Jashore RWH	Narail Sadar	70	20,171	0.0	13,910	16,103	0.9	185	23	8.0	4,699	1,950	2.4	200	83	2.4

SL	Warehouse Name	Upazila Name	Condom			Shukhi			IUD			Injectables			Implant		
			CBL	AMD	MOS	CBL	AMD	MOS	CBL	AMD	MOS	CBL	AMD	MOS	CBL	AMD	MOS
251	Jashore RWH	Shailkupa	18,684	20,017	0.9	45,755	14,908	3.1	256	12	21.3	2,994	1,593	1.9	400	79	5.1
252	Jashore RWH	Shalikha	20,220	9,482	2.1	18,780	9,223	2.0	121	10	12.1	1,443	708	2.0	200	42	4.8
253	Jashore RWH	Sharsha	648	41,354	0.0	7,365	14,282	0.5	59	9	6.6	6,164	3,019	2.0	300	49	6.1
254	Jashore RWH	Sreepur	22,524	10,570	2.1	12,770	9,252	1.4	72	18	4.0	1,569	774	2.0	200	66	3.0
255	Khulna RWH	Assasuni	7,900	16,842	0.5	38,145	20,854	1.8	69	6	11.5	5,151	1,482	3.5	350	39	9.0
256	Khulna RWH	Bagerhat Sadar	48,480	19,267	2.5	32,420	14,142	2.3	79	17	4.6	4,380	1,235	3.5	200	58	3.4
257	Khulna RWH	Batiaghata	30,000	18,350	1.6	31,300	11,711	2.7	52	7	7.4	2,200	811	2.7	200	44	4.5
258	Khulna RWH	Chitalmari	28,800	16,589	1.7	172,470	9,519	18.1	78	9	8.7	5,324	1,221	4.4	200	44	4.5
259	Khulna RWH	Dacope	12,600	10,855	1.2	190,465	11,357	16.8	71	11	6.5	644	567	1.1	200	98	2.0
260	Khulna RWH	Daulatpur	59,100	30,819	1.9	64,739	15,849	4.1	70	18	3.9	7,000	2,555	2.7	200	46	4.3
261	Khulna RWH	Debhata	30,300	17,951	1.7	43,530	11,029	3.9	35	5	7.0	1,215	526	2.3	300	25	12.0
262	Khulna RWH	Dumuria	51,900	29,387	1.8	219,780	24,870	8.8	122	21	5.8	9,690	3,332	2.9	550	98	5.6
263	Khulna RWH	Fakirhat	18,200	10,463	1.7	81,230	7,095	11.4	69	4	17.3	3,153	470	6.7	300	36	8.3
264	Khulna RWH	Kachua	14,400	8,227	1.8	14,710	7,985	1.8	48	15	3.2	1,133	589	1.9	100	40	2.5
265	Khulna RWH	Kalaroa	30,000	29,383	1.0	201,590	8,898	22.7	44	6	7.3	4,972	1,190	4.2	300	26	11.5
266	Khulna RWH	Kaliganj	20,700	33,520	0.6	51,525	23,803	2.2	74	4	18.5	4,381	1,674	2.6	200	42	4.8
267	Khulna RWH	Khulna Sadar	90,072	61,683	1.5	190,435	15,846	12.0	338	59	5.7	9,543	3,026	3.2	224	41	5.5
268	Khulna RWH	Koyra	23,316	14,105	1.7	64,280	19,073	3.4	69	16	4.3	2,942	678	4.3	400	64	6.3
269	Khulna RWH	Mollahat	12,897	10,112	1.3	35,265	9,133	3.9	60	2	30.0	3,458	421	8.2	200	50	4.0
270	Khulna RWH	Mongla	34,500	12,232	2.8	41,340	9,260	4.5	95	7	13.6	3,300	666	5.0	200	32	6.3
271	Khulna RWH	Morrelganj	32,388	15,486	2.1	148,505	17,526	8.5	214	63	3.4	5,955	1,487	4.0	450	77	5.8
272	Khulna RWH	Paikgachha	36,000	15,216	2.4	259,065	20,528	12.6	25	15	1.7	3,470	999	3.5	450	53	8.5
273	Khulna RWH	Phultala	28,200	23,005	1.2	400,635	6,089	65.8	90	27	3.3	2,845	739	3.8	200	60	3.3
274	Khulna RWH	Rampal	23,000	15,817	1.5	35,265	11,558	3.1	50	8	6.3	1,510	450	3.4	400	42	9.5
275	Khulna RWH	Rupsa	32,600	13,758	2.4	36,235	9,892	3.7	86	16	5.4	933	445	2.1	200	53	3.8

SL	Warehouse Name	Upazila Name	Condom			Shukhi			IUD			Injectables			Implant		
			CBL	AMD	MOS	CBL	AMD	MOS	CBL	AMD	MOS	CBL	AMD	MOS	CBL	AMD	MOS
276	Khulna RWH	Sarankhola	20,700	8,371	2.5	40,020	6,206	6.4	20	4	5.0	2,940	964	3.0	400	60	6.7
277	Khulna RWH	Satkhira Sadar	83,022	53,429	1.6	50,792	20,076	2.5	125	13	9.6	12,108	3,378	3.6	190	50	3.8
278	Khulna RWH	Shyamnagar	43,200	23,475	1.8	37,285	26,645	1.4	59	10	5.9	4,097	1,003	4.1	400	81	4.9
279	Khulna RWH	Tala	37,800	24,520	1.5	61,195	20,343	3.0	229	40	5.7	8,475	2,459	3.4	350	49	7.1
280	Khulna RWH	Terokhada	36,300	12,664	2.9	89,915	6,717	13.4	60	8	7.5	1,516	384	3.9	100	40	2.5
281	Kushtia RWH	Alamdanga	21,912	19,831	1.1	22,275	15,852	1.4	37	11	3.4	3,842	2,066	1.9	100	78	1.3
282	Kushtia RWH	Bheramara	16,296	14,755	1.1	16,040	7,861	2.0	22	6	3.7	2,059	1,031	2.0	10	51	0.2
283	Kushtia RWH	Chuadanga Sadar	40,800	32,496	1.3	9,550	12,223	0.8	62	19	3.3	5,690	3,217	1.8	200	45	4.4
284	Kushtia RWH	Damurhuda	24,444	22,369	1.1	14,345	12,260	1.2	46	15	3.1	5,993	3,239	1.9	50	75	0.7
285	Kushtia RWH	Daulatpur	31,600	38,287	0.8	14,920	19,028	0.8	179	3	59.7	7,274	3,668	2.0	300	34	8.8
286	Kushtia RWH	Gangni	31,476	25,264	1.2	17,775	10,473	1.7	62	16	3.9	7,967	3,954	2.0	400	31	12.9
287	Kushtia RWH	Jiban Nagar	8,300	5,213	1.6	25,640	5,483	4.7	81	24	3.4	1,887	1,203	1.6	100	49	2.0
288	Kushtia RWH	Khoksa	5,700	15,839	0.4	8,110	8,248	1.0	15	2	7.5	640	383	1.7	50	24	2.1
289	Kushtia RWH	Kumarkhali	16,678	24,723	0.7	7,594	11,598	0.7	48	5	9.6	2,683	1,444	1.9	250	56	4.5
290	Kushtia RWH	Kushtia Sadar	53,000	43,337	1.2	18,970	26,331	0.7	118	47	2.5	6,824	3,449	2.0	270	128	2.1
291	Kushtia RWH	Meherpur Sadar	38,728	28,224	1.4	38,415	7,559	5.1	103	13	7.9	4,481	2,279	2.0	150	28	5.4
292	Kushtia RWH	Mirpur	39,400	25,681	1.5	8,145	14,095	0.6	35	3	11.7	3,629	1,889	1.9	250	36	6.9
293	Kushtia RWH	Mujib Nagar	14,488	8,370	1.7	8,730	2,363	3.7	28	3	9.3	2,117	955	2.2	50	16	3.1
294	Mymensingh RWH	Atpara	18,504	6,000	3.1	17,260	9,933	1.7	110	5	22.0	886	650	1.4	150	53	2.8
295	Mymensingh RWH	Austagram	20,400	8,365	2.4	27,400	6,232	4.4	240	23	10.4	1,500	803	1.9	250	23	10.9
296	Mymensingh RWH	Bajitpur	40,420	12,349	3.3	87,685	12,165	7.2	135	13	10.4	2,263	720	3.1	200	37	5.4
297	Mymensingh RWH	Barhatta	15,764	11,091	1.4	30,864	14,270	2.2	129	7	18.4	3,795	1,447	2.6	300	67	4.5
298	Mymensingh RWH	Bhairab	53,382	19,055	2.8	44,880	11,465	3.9	133	24	5.5	2,593	1,283	2.0	400	70	5.7
299	Mymensingh RWH	Bhaluka	11,000	36,777	0.3	48,960	27,870	1.8	224	64	3.5	2,965	1,553	1.9	400	86	4.7
300	Mymensingh RWH	Dharampasha	35,188	18,333	1.9	63,970	14,920	4.3	150	11	13.6	3,454	1,417	2.4	400	168	2.4

SL	Warehouse Name	Upazila Name	Condom			Shukhi			IUD			Injectables			Implant		
			CBL	AMD	MOS	CBL	AMD	MOS	CBL	AMD	MOS	CBL	AMD	MOS	CBL	AMD	MOS
301	Mymensingh RWH	Dhobaura	36,500	12,062	3.0	30,440	12,829	2.4	51	5	10.2	2,800	1,231	2.3	150	24	6.3
302	Mymensingh RWH	Durgapur	27,100	20,631	1.3	39,840	15,531	2.6	93	5	18.6	5,668	2,379	2.4	300	52	5.8
303	Mymensingh RWH	Fulbaria	39,600	22,414	1.8	72,345	33,801	2.1	102	39	2.6	3,798	1,579	2.4	300	58	5.2
304	Mymensingh RWH	Gaffargaon	117,156	29,379	4.0	33,220	26,274	1.3	142	40	3.6	4,584	2,061	2.2	250	88	2.8
305	Mymensingh RWH	Gauripur	87,972	11,668	7.5	158,470	21,418	7.4	148	19	7.8	3,780	1,741	2.2	200	52	3.8
306	Mymensingh RWH	Haluaghat	70,520	12,611	5.6	46,592	19,764	2.4	37	17	2.2	3,125	1,454	2.1	100	56	1.8
307	Mymensingh RWH	Hossainpur	18,790	6,964	2.7	65,920	8,492	7.8	99	17	5.8	2,636	753	3.5	200	53	3.8
308	Mymensingh RWH	Ishwarganj	50,604	18,586	2.7	114,600	43,048	2.7	123	6	20.5	4,938	2,031	2.4	200	62	3.2
309	Mymensingh RWH	Itna	9,872	4,743	2.1	20,630	7,803	2.6	100	15	6.7	597	202	3.0	200	43	4.7
310	Mymensingh RWH	Kalmakanda	30,840	23,274	1.3	34,695	21,139	1.6	85	7	12.1	2,726	1,196	2.3	200	77	2.6
311	Mymensingh RWH	Karimganj	14,412	12,901	1.1	172,065	16,629	10.3	86	20	4.3	2,242	926	2.4	200	99	2.0
312	Mymensingh RWH	Katiadi	32,100	15,790	2.0	45,009	12,766	3.5	116	29	4.0	3,254	1,231	2.6	400	61	6.6
313	Mymensingh RWH	Kendua	40,352	18,161	2.2	64,365	24,268	2.7	114	8	14.3	2,905	1,302	2.2	226	97	2.3
314	Mymensingh RWH	Khaliajuri	15,072	7,263	2.1	21,190	6,183	3.4	140	6	23.3	1,547	438	3.5	300	39	7.7
315	Mymensingh RWH	Kishoreganj Sadar	40,608	28,458	1.4	47,015	24,337	1.9	157	75	2.1	4,948	2,329	2.1	250	81	3.1
316	Mymensingh RWH	Kuliar Char	18,600	8,494	2.2	37,750	8,258	4.6	100	7	14.3	1,996	757	2.6	100	47	2.1
317	Mymensingh RWH	Madan	23,356	11,284	2.1	27,330	11,697	2.3	95	5	19.0	1,547	689	2.2	250	83	3.0
318	Mymensingh RWH	Mithamain	19,812	9,129	2.2	31,830	8,014	4.0	127	8	15.9	894	242	3.7	300	35	8.6
319	Mymensingh RWH	Mohanganj	14,500	7,521	1.9	25,960	11,671	2.2	58	11	5.3	2,308	900	2.6	250	67	3.7
320	Mymensingh RWH	Muktagachha	55,812	24,619	2.3	88,560	31,492	2.8	53	22	2.4	4,658	2,219	2.1	300	79	3.8
321	Mymensingh RWH	Mymensingh Sadar	62,460	49,231	1.3	85,020	41,345	2.1	270	94	2.9	7,390	3,444	2.1	417	248	1.7
322	Mymensingh RWH	Nandail	44,400	13,913	3.2	82,940	40,063	2.1	105	22	4.8	4,881	2,280	2.1	300	65	4.6
323	Mymensingh RWH	Netrakona Sadar	35,890	24,958	1.4	62,370	26,188	2.4	137	8	17.1	6,870	2,623	2.6	100	137	0.7
324	Mymensingh RWH	Nikli	10,848	5,817	1.9	15,080	5,979	2.5	88	20	4.4	1,842	575	3.2	200	68	2.9
325	Mymensingh RWH	Pakundia	23,880	11,253	2.1	42,955	10,529	4.1	143	29	4.9	2,033	748	2.7	400	91	4.4

SL	Warehouse Name	Upazila Name	Condom			Shukhi			IUD			Injectables			Implant		
			CBL	AMD	MOS	CBL	AMD	MOS	CBL	AMD	MOS	CBL	AMD	MOS	CBL	AMD	MOS
326	Mymensingh RWH	Phulpur	23,100	25,359	0.9	17,830	44,085	0.4	129	32	4.0	4,762	2,924	1.6	300	180	1.7
327	Mymensingh RWH	Purbadhala	24,300	13,025	1.9	53,865	21,873	2.5	150	9	16.7	4,775	2,052	2.3	200	88	2.3
328	Mymensingh RWH	Tarail	20,216	10,822	1.9	109,665	9,908	11.1	67	20	3.4	1,265	610	2.1	50	47	1.1
329	Mymensingh RWH	Trishal	15,360	29,926	0.5	45,360	40,923	1.1	122	40	3.1	4,000	1,738	2.3	200	89	2.2
330	Noakhali RWH	Begumganj	15,000	20,280	0.7	11,685	11,353	1.0	307	145	2.1	1,652	1,946	0.8	10	137	0.1
331	Noakhali RWH	Chatkhil	27,460	5,521	5.0	22,460	4,939	4.5	267	48	5.6	2,141	892	2.4	201	45	4.5
332	Noakhali RWH	Chhagalnaiya	21,200	7,814	2.7	5,915	4,484	1.3	210	22	9.5	612	550	1.1	400	48	8.3
333	Noakhali RWH	Companiganj	12,928	7,015	1.8	10,580	4,951	2.1	200	25	8.0	2,299	1,001	2.3	100	65	1.5
334	Noakhali RWH	Daganbhuiyan	35,092	12,293	2.9	15,155	5,373	2.8	135	30	4.5	3,632	903	4.0	400	73	5.5
335	Noakhali RWH	Feni Sadar	66,200	31,435	2.1	20,180	12,843	1.6	451	208	2.2	5,575	3,227	1.7	810	130	6.2
336	Noakhali RWH	Fulgazi	15,972	4,564	3.5	11,965	2,593	4.6	205	21	9.8	1,658	381	4.4	500	26	19.2
337	Noakhali RWH	Hatiya	43,436	21,394	2.0	53,729	18,796	2.9	784	114	6.9	8,077	3,226	2.5	700	159	4.4
338	Noakhali RWH	Kabirhat	16,748	6,986	2.4	9,602	5,146	1.9	140	27	5.2	1,860	1,222	1.5	310	68	4.6
339	Noakhali RWH	Kamalnagar	26,604	6,623	4.0	16,135	5,829	2.8	203	49	4.1	6,501	3,095	2.1	205	104	2.0
340	Noakhali RWH	Lakshmpur Sadar	7,342	19,063	0.4	3,075	12,797	0.2	215	56	3.8	1,650	5,637	0.3	100	88	1.1
341	Noakhali RWH	Noakhali Sadar	17,760	25,145	0.7	10,255	9,122	1.1	385	147	2.6	4,050	2,672	1.5	100	147	0.7
342	Noakhali RWH	Parshuram	7,857	3,048	2.6	5,860	2,416	2.4	42	18	2.3	304	339	0.9	200	42	4.8
343	Noakhali RWH	Ramganj	36,724	15,370	2.4	24,075	7,046	3.4	152	13	11.7	5,850	2,058	2.8	200	38	5.3
344	Noakhali RWH	Ramgati	18,439	4,761	3.9	14,390	5,767	2.5	204	24	8.5	5,016	2,978	1.7	300	112	2.7
345	Noakhali RWH	Roypur	17,528	3,651	4.8	25,465	5,947	4.3	274	55	5.0	5,194	1,220	4.3	300	55	5.5
346	Noakhali RWH	Senbagh	27,400	9,047	3.0	25,180	5,777	4.4	264	38	6.9	3,927	1,426	2.8	50	59	0.8
347	Noakhali RWH	Sonagazi	31,620	11,813	2.7	13,725	6,970	2.0	179	37	4.8	4,574	1,737	2.6	400	63	6.3
348	Noakhali RWH	Sonaimuri	3,300	10,586	0.3	10,460	5,818	1.8	164	52	3.2	1,701	1,716	1.0	270	72	3.8
349	Noakhali RWH	Subarnachar	23,600	11,088	2.1	16,255	7,033	2.3	205	37	5.5	2,340	1,379	1.7	400	106	3.8
350	Pabna RWH	Atgharia	24,948	11,386	2.2	69,170	7,980	8.7	62	13	4.8	1,652	425	3.9	100	33	3.0

SL	Warehouse Name	Upazila Name	Condom			Shukhi			IUD			Injectables			Implant		
			CBL	AMD	MOS	CBL	AMD	MOS	CBL	AMD	MOS	CBL	AMD	MOS	CBL	AMD	MOS
351	Pabna RWH	Belkuchi	31,496	40,386	0.8	35,580	16,340	2.2	97	9	10.8	6,041	1,738	3.5	250	32	7.8
352	Pabna RWH	Bera	20,100	11,148	1.8	50,940	12,652	4.0	151	62	2.4	3,802	1,358	2.8	150	29	5.2
353	Pabna RWH	Bhangura	65,124	7,957	8.2	21,600	5,308	4.1	58	7	8.3	1,348	185	7.3	160	29	5.5
354	Pabna RWH	Chatmohar	51,300	32,361	1.6	23,040	25,227	0.9	368	25	14.7	5,702	1,797	3.2	300	50	6.0
355	Pabna RWH	Faridpur	49,488	8,972	5.5	24,000	5,991	4.0	196	13	15.1	3,000	1,063	2.8	200	39	5.1
356	Pabna RWH	Ishwardi	13,020	32,309	0.4	52,780	17,463	3.0	172	22	7.8	6,210	1,327	4.7	250	99	2.5
357	Pabna RWH	Kamarkhanda	38,338	14,701	2.6	28,650	8,572	3.3	68	15	4.5	2,950	1,005	2.9	200	28	7.1
358	Pabna RWH	Kazipur	28,998	36,593	0.8	46,260	13,130	3.5	360	112	3.2	5,435	2,707	2.0	200	96	2.1
359	Pabna RWH	Pabna Sadar	28,100	60,286	0.5	31,245	29,321	1.1	293	90	3.3	10,100	7,022	1.4	400	82	4.9
360	Pabna RWH	Royganj	22,300	22,383	1.0	41,280	19,576	2.1	214	31	6.9	5,542	1,655	3.3	200	32	6.3
361	Pabna RWH	Santhia	6,300	23,837	0.3	25,935	17,228	1.5	109	20	5.5	1,350	3,318	0.4	50	59	0.8
362	Pabna RWH	Shahjadpur	37,136	33,204	1.1	49,355	18,934	2.6	150	86	1.7	10,749	3,973	2.7	450	183	2.5
363	Pabna RWH	Sirajganj Sadar	10,800	53,171	0.2	38,340	22,534	1.7	260	45	5.8	7,963	4,756	1.7	350	43	8.1
364	Pabna RWH	Sujanagar	25,992	13,936	1.9	54,410	9,699	5.6	82	19	4.3	6,440	1,616	4.0	150	64	2.3
365	Pabna RWH	Tarash	39,000	19,123	2.0	31,435	15,460	2.0	201	60	3.4	3,411	1,338	2.5	150	42	3.6
366	Pabna RWH	Ullah Para	75,147	45,917	1.6	39,490	33,268	1.2	353	120	2.9	13,274	3,773	3.5	400	32	12.5
367	Patuakhali RWH	Amtali	29,108	14,808	2.0	24,200	20,188	1.2	63	19	3.3	4,509	2,289	2.0	100	153	0.7
368	Patuakhali RWH	Bamna	11,784	4,428	2.7	9,430	4,434	2.1	50	13	3.8	530	251	2.1	200	73	2.7
369	Patuakhali RWH	Barguna Sadar	19,600	9,351	2.1	22,555	13,531	1.7	220	58	3.8	6,850	3,663	1.9	500	144	3.5
370	Patuakhali RWH	Bauphal	4,224	11,338	0.4	22,715	17,004	1.3	111	23	4.8	3,839	1,975	1.9	100	77	1.3
371	Patuakhali RWH	Betagi	11,000	6,668	1.6	11,470	5,474	2.1	50	19	2.6	1,490	705	2.1	400	51	7.8
372	Patuakhali RWH	Dashmina	11,268	5,677	2.0	12,425	7,173	1.7	51	10	5.1	1,747	1,087	1.6	300	83	3.6
373	Patuakhali RWH	Dumki	8,100	5,259	1.5	4,865	3,345	1.5	74	5	14.8	812	401	2.0	100	17	5.9
374	Patuakhali RWH	Galachipa	29,708	15,130	2.0	14,080	24,079	0.6	154	36	4.3	7,403	3,797	1.9	50	164	0.3
375	Patuakhali RWH	Kalapara	31,160	16,014	1.9	21,150	16,996	1.2	102	11	9.3	5,192	2,652	2.0	50	43	1.2

SL	Warehouse Name	Upazila Name	Condom			Shukhi			IUD			Injectables			Implant		
			CBL	AMD	MOS	CBL	AMD	MOS	CBL	AMD	MOS	CBL	AMD	MOS	CBL	AMD	MOS
376	Patuakhali RWH	Mirzaganj	13,088	6,804	1.9	11,840	6,824	1.7	33	7	4.7	1,180	548	2.2	200	26	7.7
377	Patuakhali RWH	Patharghata	16,584	8,086	2.1	13,010	10,344	1.3	102	34	3.0	2,635	1,411	1.9	300	114	2.6
378	Patuakhali RWH	Patuakhali Sadar	38,814	20,144	1.9	12,130	17,652	0.7	259	85	3.0	6,138	3,399	1.8	175	164	1.1
379	Rajshahi RWH	Bagatipara	6,720	20,874	0.3	32,710	7,113	4.6	46	6	7.7	651	331	2.0	100	61	1.6
380	Rajshahi RWH	Bagha	11,700	31,956	0.4	40,340	9,933	4.1	43	3	14.3	1,687	1,583	1.1	100	33	3.0
381	Rajshahi RWH	Baghmara	63,100	33,604	1.9	73,150	25,062	2.9	112	21	5.3	3,516	1,707	2.1	300	41	7.3
382	Rajshahi RWH	Baraigram	58,500	19,719	3.0	79,680	12,515	6.4	89	25	3.6	3,180	1,475	2.2	40	67	0.6
383	Rajshahi RWH	Bholahat	18,252	7,149	2.6	25,140	4,517	5.6	20	3	6.7	718	489	1.5	150	37	4.1
384	Rajshahi RWH	Boalia	28,800	45,622	0.6	24,240	5,308	4.6	228	31	7.4	3,600	2,059	1.7	175	133	1.3
385	Rajshahi RWH	Chapai Nababganj Sadar	48,000	47,574	1.0	30,385	12,951	2.3	140	41	3.4	6,033	2,734	2.2	102	34	3.0
386	Rajshahi RWH	Charghat	21,300	25,682	0.8	55,200	10,369	5.3	75	4	18.8	2,598	925	2.8	0	72	0.0
387	Rajshahi RWH	Durgapur	24,732	25,845	1.0	73,450	9,802	7.5	36	3	12.0	1,244	500	2.5	100	52	1.9
388	Rajshahi RWH	Godagari	26,400	26,757	1.0	18,730	11,613	1.6	57	5	11.4	4,560	2,034	2.2	200	45	4.4
389	Rajshahi RWH	Gomastapur	23,100	25,025	0.9	46,770	13,175	3.5	137	16	8.6	1,769	807	2.2	200	11	18.2
390	Rajshahi RWH	Gurudaspur	9,576	24,089	0.4	32,365	12,471	2.6	39	5	7.8	1,124	756	1.5	200	73	2.7
391	Rajshahi RWH	Lalpur	4,561	31,209	0.1	85,610	21,527	4.0	39	17	2.3	3,579	1,778	2.0	315	93	3.4
392	Rajshahi RWH	Mohanpur	17,056	16,067	1.1	37,500	8,716	4.3	72	3	24.0	2,495	1,163	2.1	150	37	4.1
393	Rajshahi RWH	Nachole	18,000	11,263	1.6	21,660	4,950	4.4	21	2	10.5	1,400	603	2.3	50	25	2.0
394	Rajshahi RWH	Natore Sadar	29,412	38,219	0.8	41,255	17,275	2.4	83	26	3.2	2,357	1,082	2.2	20	141	0.1
395	Rajshahi RWH	Paba	900	42,663	0.0	40,200	9,299	4.3	12	4	3.0	4,730	2,437	1.9	100	42	2.4
396	Rajshahi RWH	Puthia	26,100	24,251	1.1	14,803	11,387	1.3	53	7	7.6	2,161	1,068	2.0	350	33	10.6
397	Rajshahi RWH	Shibganj	36,600	45,673	0.8	27,360	22,591	1.2	50	10	5.0	3,700	1,872	2.0	50	45	1.1
398	Rajshahi RWH	Singra	28,930	30,837	0.9	49,775	24,908	2.0	121	15	8.1	4,096	1,229	3.3	100	139	0.7
399	Rajshahi RWH	Tanore	6,600	22,103	0.3	44,160	13,470	3.3	47	3	15.7	1,812	1,068	1.7	200	75	2.7
400	Rangamati RWH	Baghaichhari	26,308	11,589	2.3	8,234	6,987	1.2	52	8	6.5	1,189	444	2.7	68	49	1.4

SL	Warehouse Name	Upazila Name	Condom			Shukhi			IUD			Injectables			Implant		
			CBL	AMD	MOS	CBL	AMD	MOS	CBL	AMD	MOS	CBL	AMD	MOS	CBL	AMD	MOS
401	Rangamati RWH	Barkal	42,800	4,092	10.5	39,525	3,453	11.4	58	4	14.5	1,874	451	4.2	100	13	7.7
402	Rangamati RWH	Belai Chhari	11,413	1,806	6.3	14,373	2,006	7.2	9	3	3.0	1,038	159	6.5	50	33	1.5
403	Rangamati RWH	Jurai Chhari	14,568	1,791	8.1	13,665	1,975	6.9	12	5	2.4	754	148	5.1	150	18	8.3
404	Rangamati RWH	Kaptai	19,500	5,039	3.9	8,090	1,949	4.2	50	3	16.7	1,753	376	4.7	100	21	4.8
405	Rangamati RWH	Kawkhali (betbunia)	11,168	2,886	3.9	11,681	2,508	4.7	50	10	5.0	1,020	441	2.3	102	32	3.2
406	Rangamati RWH	Langadu	22,314	6,271	3.6	15,915	4,463	3.6	43	10	4.3	1,563	393	4.0	300	34	8.8
407	Rangamati RWH	Naniarchar	10,620	4,186	2.5	11,445	4,098	2.8	25	3	8.3	384	326	1.2	110	14	7.9
408	Rangamati RWH	Rajasthali	11,000	1,448	7.6	6,875	1,417	4.9	59	4	14.8	276	90	3.1	50	12	4.2
409	Rangamati RWH	Rangamati Sadar	17,308	8,433	2.1	16,645	6,108	2.7	102	52	2.0	1,697	637	2.7	190	53	3.6
410	Rangpur RWH	Aditmari	116,448	11,981	9.7	133,400	15,727	8.5	171	77	2.2	5,862	3,018	1.9	200	80	2.5
411	Rangpur RWH	Badarganj	24,438	11,290	2.2	90,880	19,119	4.8	160	44	3.6	4,725	2,060	2.3	350	67	5.2
412	Rangpur RWH	Bhurungamari	17,157	14,417	1.2	238,535	16,743	14.2	107	29	3.7	8,575	3,748	2.3	350	52	6.7
413	Rangpur RWH	Chilmari	26,432	11,791	2.2	151,340	7,874	19.2	83	23	3.6	1,753	1,007	1.7	250	59	4.2
414	Rangpur RWH	Dimla	138,432	8,449	16.4	157,790	19,364	8.1	152	61	2.5	4,555	2,007	2.3	300	55	5.5
415	Rangpur RWH	Domar	54,372	7,831	6.9	114,240	13,570	8.4	41	15	2.7	4,452	2,046	2.2	310	58	5.3
416	Rangpur RWH	Fulchhari	5,320	6,794	0.8	37,505	7,736	4.8	83	14	5.9	4,358	1,905	2.3	100	52	1.9
417	Rangpur RWH	Gaibandha Sadar	786	22,729	0.0	34,755	26,541	1.3	43	22	2.0	8,065	3,887	2.1	280	350	0.8
418	Rangpur RWH	Gangachara	16,575	12,950	1.3	28,290	21,505	1.3	138	45	3.1	9,018	4,711	1.9	100	77	1.3
419	Rangpur RWH	Gobindaganj	115,269	18,125	6.4	3,970	27,478	0.1	27	8	3.4	4,224	1,945	2.2	100	66	1.5
420	Rangpur RWH	Hatibandha	117,024	8,279	14.1	80,910	8,466	9.6	111	42	2.6	4,519	2,102	2.1	50	79	0.6
421	Rangpur RWH	Jaldhaka	100,344	17,373	5.8	81,600	24,333	3.4	90	27	3.3	8,549	3,813	2.2	200	68	2.9
422	Rangpur RWH	Kaliganj	99,788	6,234	16.0	76,800	9,447	8.1	144	61	2.4	3,766	1,562	2.4	200	59	3.4
423	Rangpur RWH	Kaunia	11,100	10,610	1.0	105,180	9,626	10.9	45	19	2.4	4,272	2,299	1.9	0	64	0.0
424	Rangpur RWH	Kishoreganj	81,400	5,210	15.6	209,280	15,109	13.9	76	29	2.6	3,426	1,488	2.3	200	65	3.1
425	Rangpur RWH	Kurigram Sadar	18,956	13,223	1.4	45,670	11,131	4.1	117	53	2.2	5,435	2,446	2.2	100	51	2.0

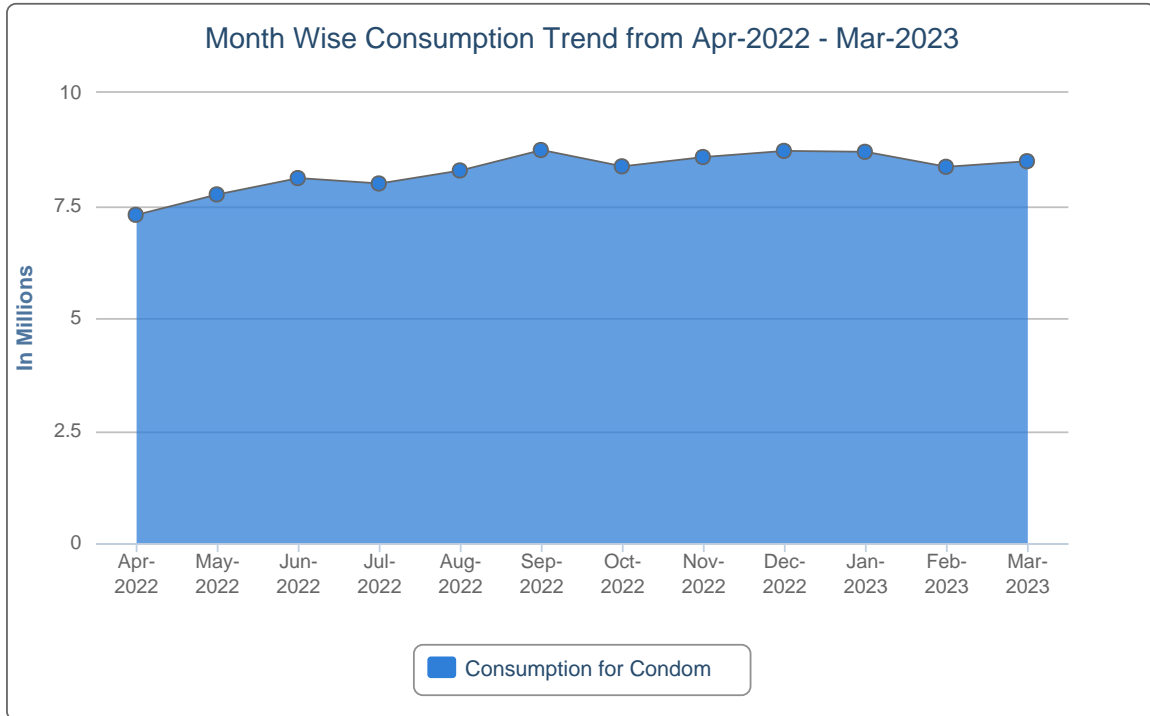
SL	Warehouse Name	Upazila Name	Condom			Shukhi			IUD			Injectables			Implant		
			CBL	AMD	MOS	CBL	AMD	MOS	CBL	AMD	MOS	CBL	AMD	MOS	CBL	AMD	MOS
426	Rangpur RWH	Lalmonirhat Sadar	15,864	9,653	1.6	86,640	14,651	5.9	63	24	2.6	6,265	2,994	2.1	300	88	3.4
427	Rangpur RWH	Mitha Pukur	22,728	16,093	1.4	183,054	23,325	7.8	30	4	7.5	5,707	2,360	2.4	100	97	1.0
428	Rangpur RWH	Nageshwari	14,700	14,557	1.0	207,840	26,737	7.8	93	36	2.6	9,406	4,418	2.1	300	105	2.9
429	Rangpur RWH	Nilphamari Sadar	18,648	13,948	1.3	78,980	28,342	2.8	153	68	2.3	6,471	3,353	1.9	500	84	6.0
430	Rangpur RWH	Palashbari	11,323	9,247	1.2	25,437	14,447	1.8	47	9	5.2	4,596	1,956	2.3	50	46	1.1
431	Rangpur RWH	Patgram	130,632	6,117	21.4	105,900	9,590	11.0	139	18	7.7	4,810	2,084	2.3	200	37	5.4
432	Rangpur RWH	Phulbari	90,700	6,619	13.7	89,280	11,231	7.9	159	85	1.9	5,784	2,749	2.1	100	51	2.0
433	Rangpur RWH	Pirgachha	15,700	12,540	1.3	86,490	13,140	6.6	183	62	3.0	4,875	2,231	2.2	200	91	2.2
434	Rangpur RWH	Pirganj	24,148	21,776	1.1	43,620	27,355	1.6	120	50	2.4	4,500	2,116	2.1	300	138	2.2
435	Rangpur RWH	Rajarhat	9,900	7,128	1.4	51,810	13,565	3.8	179	27	6.6	5,430	2,215	2.5	0	42	0.0
436	Rangpur RWH	Rangpur Sadar	23,500	27,766	0.8	63,800	19,960	3.2	135	46	2.9	5,269	2,818	1.9	200	237	0.8
437	Rangpur RWH	Sadullapur	7,152	14,653	0.5	7,970	18,964	0.4	94	7	13.4	4,824	3,024	1.6	350	68	5.1
438	Rangpur RWH	Saghata	5,700	12,338	0.5	22,730	20,909	1.1	90	14	6.4	4,087	1,592	2.6	50	52	1.0
439	Rangpur RWH	Saidpur	12,432	10,644	1.2	31,395	8,258	3.8	45	7	6.4	2,528	1,223	2.1	100	32	3.1
440	Rangpur RWH	Sundarganj	21,664	26,685	0.8	77,760	34,547	2.3	116	68	1.7	13,462	7,954	1.7	700	249	2.8
441	Rangpur RWH	Taraganj	54,660	8,004	6.8	119,695	8,534	14.0	36	7	5.1	1,768	1,020	1.7	100	121	0.8
442	Rangpur RWH	Ulipur	15,032	18,061	0.8	99,380	29,612	3.4	104	29	3.6	7,205	3,350	2.2	200	66	3.0
443	Sylhet RWH	Ajmiriganj	7,888	8,294	1.0	17,260	7,273	2.4	242	3	80.7	3,963	629	6.3	400	48	8.3
444	Sylhet RWH	Bahubal	11,058	6,827	1.6	11,415	6,367	1.8	84	13	6.5	4,834	551	8.8	250	52	4.8
445	Sylhet RWH	Balaganj	31,600	9,566	3.3	26,600	2,716	9.8	168	2	84.0	2,701	851	3.2	108	20	5.4
446	Sylhet RWH	Baniachong	3,310	11,198	0.3	25,395	10,538	2.4	179	20	9.0	4,588	820	5.6	100	107	0.9
447	Sylhet RWH	Barlekha	31,500	8,960	3.5	8,620	6,492	1.3	125	5	25.0	4,329	621	7.0	250	39	6.4
448	Sylhet RWH	Beani Bazar	14,100	11,466	1.2	8,805	4,132	2.1	93	11	8.5	3,980	655	6.1	405	56	7.2
449	Sylhet RWH	Bishwambarpur	23,488	9,362	2.5	18,330	7,216	2.5	210	18	11.7	7,814	993	7.9	150	36	4.2
450	Sylhet RWH	Bishwanath	21,800	9,889	2.2	15,830	3,963	4.0	93	12	7.8	5,087	562	9.1	320	34	9.4

SL	Warehouse Name	Upazila Name	Condom			Shukhi			IUD			Injectables			Implant		
			CBL	AMD	MOS	CBL	AMD	MOS	CBL	AMD	MOS	CBL	AMD	MOS	CBL	AMD	MOS
451	Sylhet RWH	Chhatak	21,228	13,209	1.6	18,200	8,887	2.0	117	44	2.7	3,306	542	6.1	100	73	1.4
452	Sylhet RWH	Chunarughat	8,895	8,100	1.1	10,950	9,142	1.2	270	7	38.6	7,886	1,120	7.0	101	74	1.4
453	Sylhet RWH	Companiganj	17,700	12,513	1.4	13,440	6,704	2.0	280	3	93.3	4,124	1,134	3.6	100	44	2.3
454	Sylhet RWH	Dakshin Sunamganj	18,184	8,653	2.1	9,940	5,475	1.8	119	14	8.5	4,824	696	6.9	110	66	1.7
455	Sylhet RWH	Dakshin Surma	3,800	34,106	0.1	13,000	8,474	1.5	205	7	29.3	7,259	1,067	6.8	300	38	7.9
456	Sylhet RWH	Derai	33,572	22,542	1.5	11,060	8,509	1.3	314	15	20.9	5,591	731	7.6	377	68	5.5
457	Sylhet RWH	Dowarabazar	16,792	9,347	1.8	18,773	9,385	2.0	264	1	264.0	4,447	769	5.8	150	64	2.3
458	Sylhet RWH	Fenchuganj	30,100	4,429	6.8	13,670	2,302	5.9	140	8	17.5	3,348	303	11.0	325	11	29.5
459	Sylhet RWH	Golapganj	20,678	17,915	1.2	14,350	4,946	2.9	191	17	11.2	2,892	646	4.5	100	45	2.2
460	Sylhet RWH	Gowainghat	17,400	19,206	0.9	17,460	9,866	1.8	104	12	8.7	11,176	3,070	3.6	600	57	10.5
461	Sylhet RWH	Habiganj Sadar	30,800	18,925	1.6	17,713	14,722	1.2	105	98	1.1	9,311	1,945	4.8	300	61	4.9
462	Sylhet RWH	Jagannathpur	20,448	11,927	1.7	18,500	7,137	2.6	71	13	5.5	3,868	401	9.6	307	90	3.4
463	Sylhet RWH	Jaintiapur	22,500	12,243	1.8	13,800	6,738	2.0	100	26	3.8	9,050	2,578	3.5	250	27	9.3
464	Sylhet RWH	Jamalganj	22,200	12,823	1.7	18,520	9,953	1.9	150	6	25.0	6,877	1,156	5.9	150	51	2.9
465	Sylhet RWH	Juri	15,300	8,451	1.8	17,970	5,208	3.5	227	25	9.1	3,175	403	7.9	100	107	0.9
466	Sylhet RWH	Kamalganj	15,000	11,499	1.3	17,560	9,216	1.9	225	19	11.8	5,315	879	6.0	50	74	0.7
467	Sylhet RWH	Kanaighat	31,548	26,030	1.2	24,100	12,112	2.0	189	6	31.5	8,083	2,718	3.0	350	30	11.7
468	Sylhet RWH	Kulaura	35,396	10,449	3.4	19,225	9,104	2.1	176	5	35.2	8,318	2,008	4.1	300	21	14.3
469	Sylhet RWH	Lakhai	12,848	5,657	2.3	15,710	5,598	2.8	158	9	17.6	3,267	533	6.1	345	76	4.5
470	Sylhet RWH	Madhabpur	52,600	8,618	6.1	11,143	12,638	0.9	135	14	9.6	7,177	833	8.6	304	52	5.8
471	Sylhet RWH	Maulvibazar Sadar	432	13,867	0.0	11,010	10,191	1.1	180	53	3.4	6,698	980	6.8	540	57	9.5
472	Sylhet RWH	Nabiganj	10,300	9,329	1.1	26,290	11,550	2.3	60	16	3.8	4,000	649	6.2	320	89	3.6
473	Sylhet RWH	Osmaninagar	19,344	10,753	1.8	13,990	3,235	4.3	163	3	54.3	3,935	731	5.4	300	29	10.3
474	Sylhet RWH	Rajnagar	14,400	12,014	1.2	22,210	10,666	2.1	192	8	24.0	6,496	1,129	5.8	200	80	2.5
475	Sylhet RWH	Sreemangal	14,100	13,964	1.0	15,750	14,034	1.1	158	33	4.8	8,826	1,402	6.3	50	100	0.5

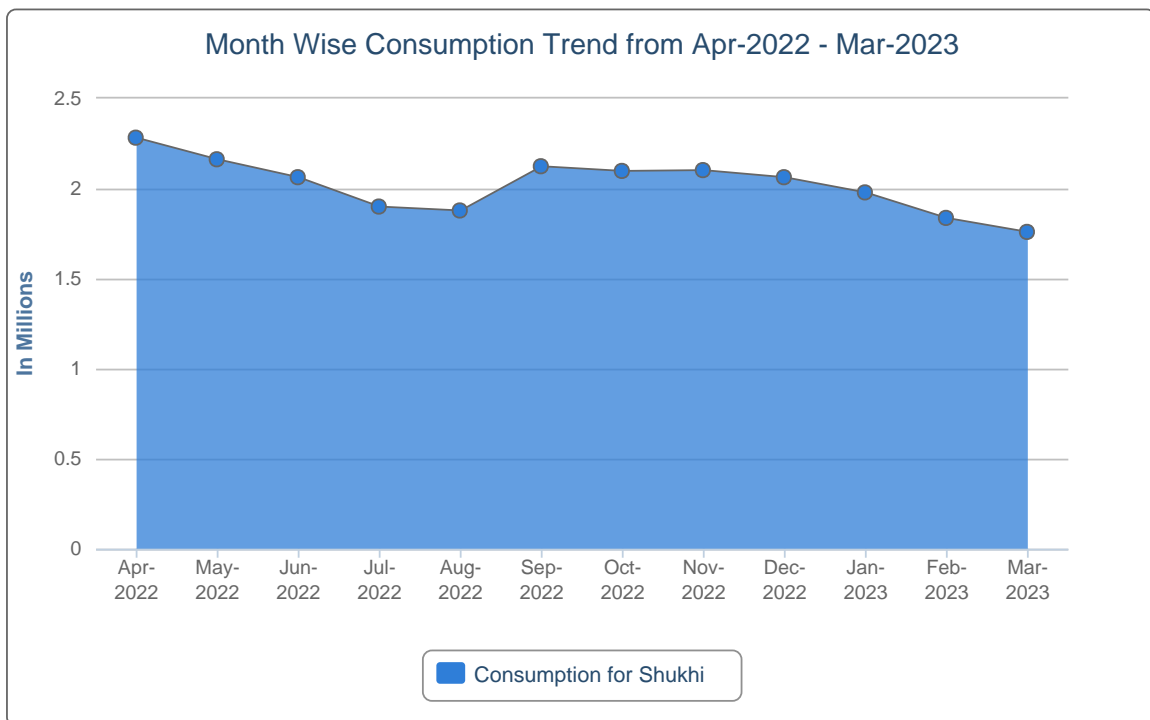
SL	Warehouse Name	Upazila Name	Condom			Shukhi			IUD			Injectables			Implant		
			CBL	AMD	MOS	CBL	AMD	MOS	CBL	AMD	MOS	CBL	AMD	MOS	CBL	AMD	MOS
476	Sylhet RWH	Sulla	20,400	10,947	1.9	23,480	5,106	4.6	120	2	60.0	2,720	434	6.3	350	46	7.6
477	Sylhet RWH	Sunamganj Sadar	19,212	10,308	1.9	20,280	7,553	2.7	113	42	2.7	7,123	1,088	6.5	250	50	5.0
478	Sylhet RWH	Sylhet Sadar	64,177	60,481	1.1	69,485	39,456	1.8	293	85	3.4	37,016	10,570	3.5	307	190	1.6
479	Sylhet RWH	Tahirpur	17,244	13,447	1.3	18,360	10,670	1.7	219	12	18.3	6,541	872	7.5	226	102	2.2
480	Sylhet RWH	Zakiganj	24,035	22,504	1.1	20,257	7,876	2.6	179	3	59.7	9,006	1,243	7.2	200	66	3.0
481	Tangail RWH	Basail	37,944	9,326	4.1	25,510	7,280	3.5	40	17	2.4	1,426	1,103	1.3	600	93	6.5
482	Tangail RWH	Bhuapur	700	20,646	0.0	35,780	10,603	3.4	330	17	19.4	3,718	1,443	2.6	800	79	10.1
483	Tangail RWH	Chauhali	48	15,082	0.0	52,735	7,346	7.2	488	11	44.4	7,535	1,253	6.0	1,100	68	16.2
484	Tangail RWH	Delduar	23,700	9,571	2.5	77,335	7,569	10.2	340	14	24.3	1,270	859	1.5	300	53	5.7
485	Tangail RWH	Dhanbari	1,524	7,684	0.2	62,790	6,965	9.0	216	18	12.0	6,427	1,246	5.2	600	31	19.4
486	Tangail RWH	Ghatail	600	30,251	0.0	900	24,933	0.0	580	21	27.6	12,200	3,122	3.9	700	97	7.2
487	Tangail RWH	Gopalpur	416	16,672	0.0	3,460	13,600	0.3	242	12	20.2	8,436	1,291	6.5	1,100	95	11.6
488	Tangail RWH	Kalihati	51,100	24,879	2.1	14,470	21,283	0.7	328	38	8.6	20,007	3,274	6.1	1,300	53	24.5
489	Tangail RWH	Madhupur	113,100	13,796	8.2	18,285	15,806	1.2	419	5	83.8	14,207	1,609	8.8	200	58	3.4
490	Tangail RWH	Mirzapur	180	27,180	0.0	125,650	23,074	5.4	569	33	17.2	6,741	1,273	5.3	300	87	3.4
491	Tangail RWH	Nagarpur	4,312	25,989	0.2	1,850	20,611	0.1	184	30	6.1	10,103	1,265	8.0	600	125	4.8
492	Tangail RWH	Sakhipur	5,100	18,996	0.3	3,975	19,793	0.2	150	11	13.6	2,950	1,014	2.9	400	37	10.8
493	Tangail RWH	Tangail Sadar	300	62,978	0.0	22,905	30,909	0.7	194	48	4.0	5,598	4,179	1.3	950	165	5.8

7. Month-wise Consumption Trend

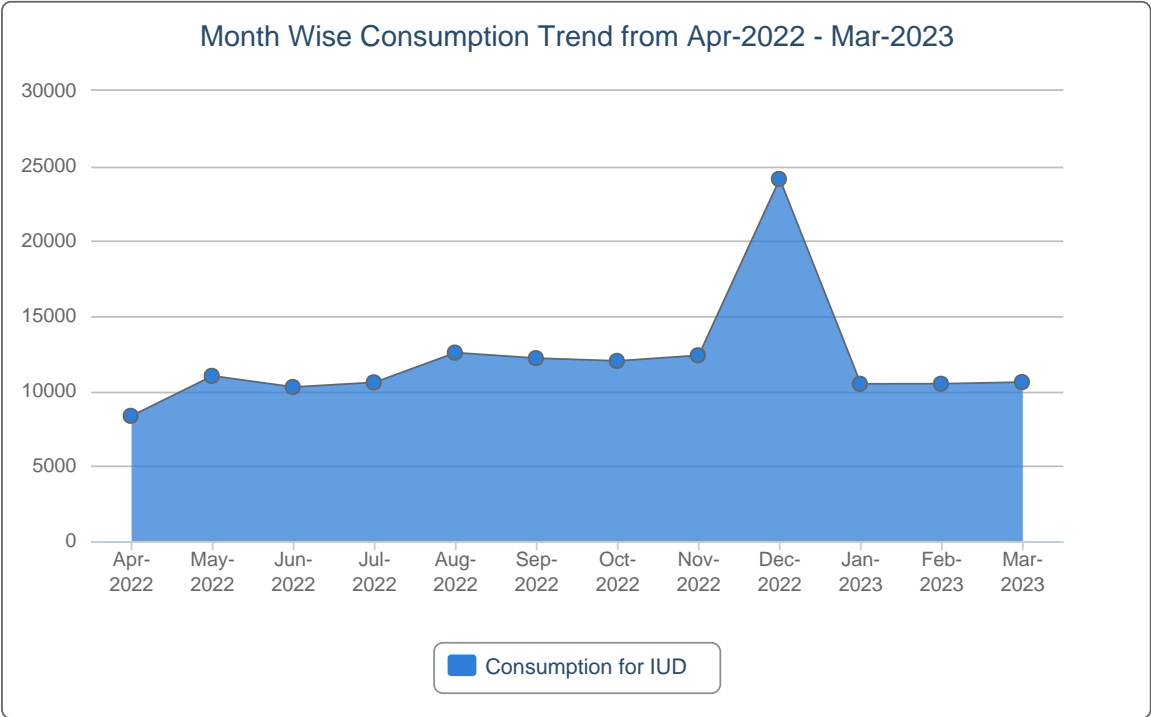
7(a).



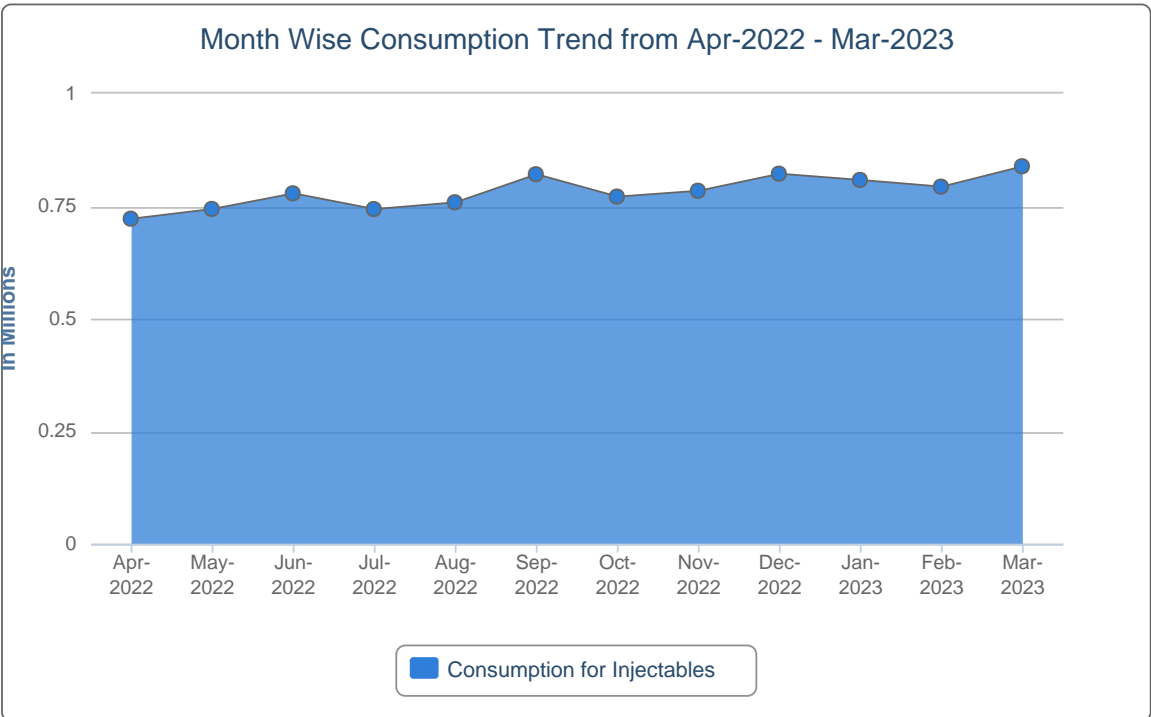
7(b).



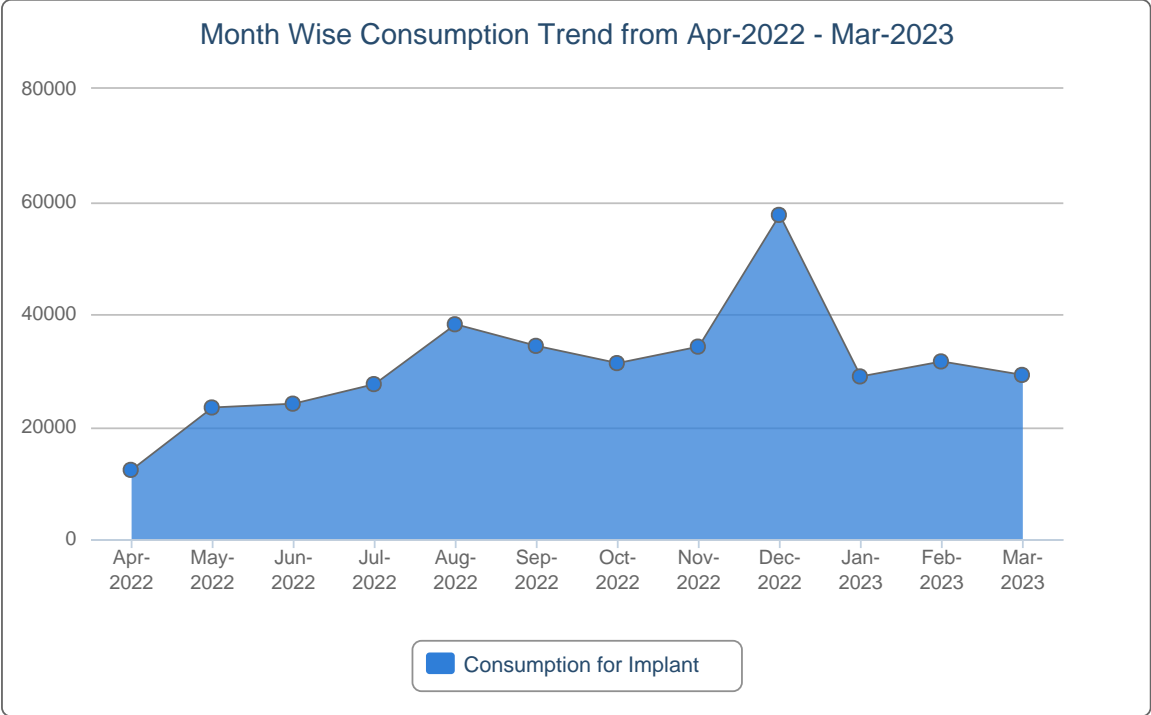
7(c).



7(d).



7(e).



8. Report on Upazila and Warehouse Having Stock Out in reported month

SL	Products Name	No of Stockout WH	% of Stockout WH	No of Stockout Upazila Store	% of Stockout Upazila Store	No of Stockout Upazila Field	% of Stockout Upazila Field
1	Condom	0	0%	1	0%	0	0%
2	Oral Pill (Total)	0	0%	0	0%	0	0%
3	IUD	0	0%	0	0%	0	0%
4	Injectables	0	0%	0	0%	0	0%
5	Implant (Total)	0	0%	-	-	0	0%

List of Stock Out Warehouses

SL	Commodity	Warehouse	Phone
<i>No StockOut in Warehouse</i>			

List of StockOut Upazilas

SL	Commodity	Warehouse	District	Upazila	Phone
1	Condom	Jamalpur RWH	Jamalpur	Dewanganj, Jamalpur	01717036300

“ছেলে হোক, মেয়ে হোক,
দু’টি সন্তানই যথেষ্ট”

Management Information System (MIS)
Directorate General of Family Planning (DGFP)
6, Kawran Bazar, Dhaka- 1215
Email: dirmis@dgfp.gov.bd, dirls@dgfp.gov.bd
www.dgfp.gov.bd, www.scmpbd.org

If you need more information, please visit at <https://www.scmpbd.org>