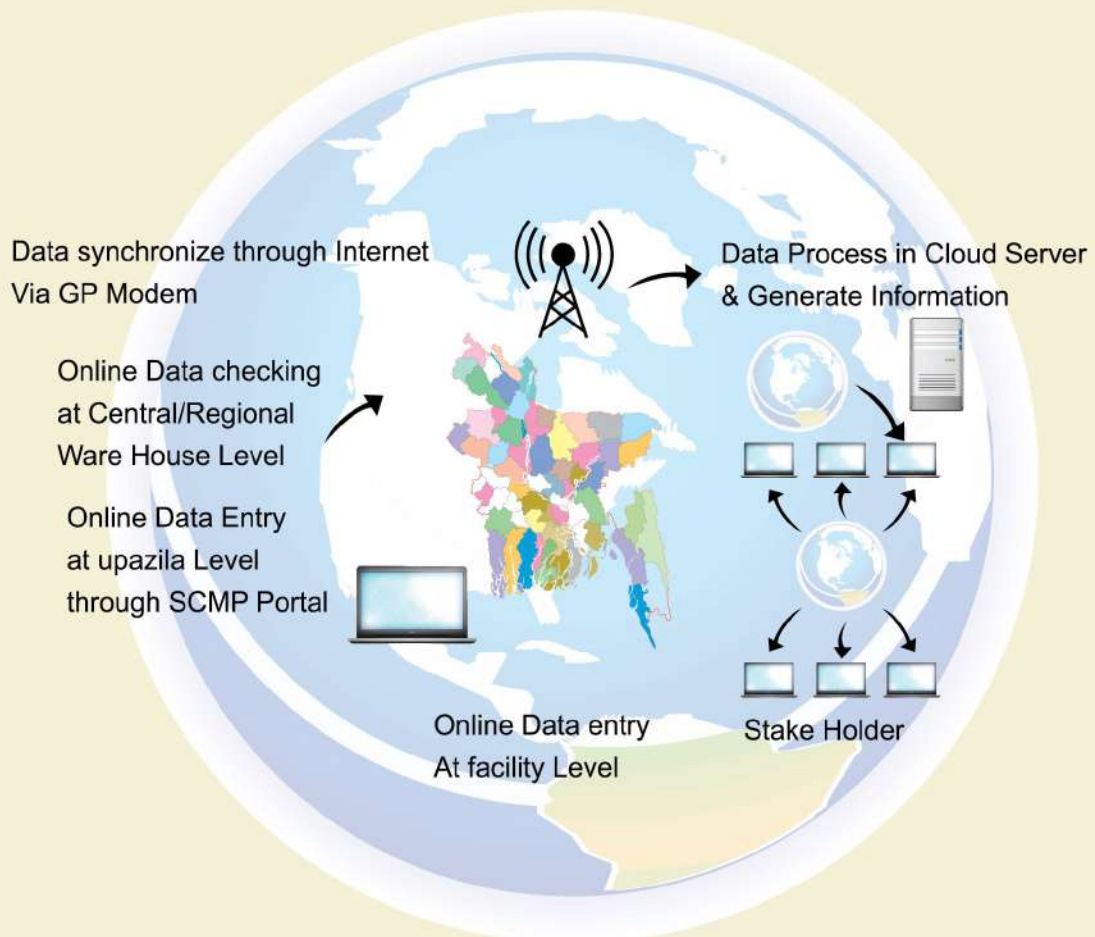




FAMILY PLANNING MONTHLY LOGISTICS REPORT

June 2023

Logistics Management Information System (LMIS) Data Flow System



Management Information System (MIS)
Directorate General of Family Planning (DGFP)

Government of the People's Republic of Bangladesh
Medical Education and Family Welfare Division
Directorate General of Family Planning
Management Information System (MIS)
6, Kawran Bazar, Dhaka- 1215
www.dgfp.gov.bd

Memo No. 59.11.00000.402.16.002.19.129

Date: 01 August, 2023.

Sub: Family Planning Monthly Logistics Report for the Month of June, 2023.

Family Planning Monthly Logistics Report for the Month of June, 2023 is sent herewith for your kind information & necessary action. This report is prepared on the basis of Form-7 submitted by Warehouses and Form-7B submitted by Upazila Family Planning Offices by using WIMS & UIMS operating tools. It provides useful information on monthly distribution and stock balance of all the major contraceptives of Warehouse/Upazila Stores. For more information you can visit at www.scmpbd.org web site.

Comments and suggestions for improvement of this report will be highly appreciated.


(Sabina Parveen)

Director & Line Director (MIS)
Phone: 55012352
Mail: dirmis@dgfp.gov.bd

Memo No. 59.11.00000.402.16.002.19.129.1(202)

Date: 01 August, 2023.

Copy of the report forwarded to (Not according to seniority):

1. Secretary, Medical Education & Family Welfare Division, Ministry of Health & Family Welfare, Bangladesh Secretariat, Dhaka.
2. Additional Secretary (Admin), Medical Education & Family Welfare Division, Ministry of Health & Family Welfare, Bangladesh Secretariat, Dhaka.
3. Director (Administration), Directorate General of Family Planning, 6 Kawran Bazar, Dhaka 1215.
4. Joint Secretary (Development), Medical Education & Family Welfare Division, Ministry of Health & Family Welfare, Bangladesh Secretariat, Dhaka.
5. Director & Line Director (MIS), Directorate General of Family Planning, 6 Kawran Bazar, Dhaka.
6. Director Finance & Line Director (Family Planning Field Service Delivery), Directorate General of Family Planning, 6 Kawran Bazar, Dhaka 1215.
7. Director (Logistics & Supply) and Line Director (Procurement, Storage & Supply Management), Directorate General of Family Planning, 6 Kawran Bazar, Dhaka 1215.
8. Director (IEM) & Line Director (Information, Education and Communication), Directorate General of Family Planning, 6 Kawran Bazar, Dhaka 1215.
9. Director (Planning) & Line Director (Planning Monitoring and Evaluation), Directorate General of Family Planning, 6 Kawran Bazar, Dhaka 1215.

10. Director (MCH-Services) & Line Director (MCRAH), Directorate General of Family Planning, 6 Kawran Bazar, Dhaka 1215.
11. Line Director (CCSDP), Directorate General of Family Planning, 6 Kawran Bazar, Dhaka 1215.
12. Director (Audit), Directorate General of Family Planning, 6 Kawran Bazar, Dhaka 1215.
13. Divisional Director, Family Planning, Dhaka /Chattogram /Rajshahi /Khulna /Sylhet /Barishal/ Rangpur/ Mymensingh Division.
14. Joint Chief (Planning), Health Service Division, Ministry of Health & Family Welfare, Bangladesh Secretariat, Dhaka
15. Joint Chief (Population & Planning wing), Planning commission, Sher-e-Bangla Nagar, Dhaka.
16. Joint Chief (Planning), Program Management and Monitoring Unit (PMMU), Azimpur, Dhaka-1205.
17. Director, Maternal & Child Health Training Institute (MCHTI), Azimpur, Dhaka.
18. Director, Mohammadpur Fertility Services & Training Centre (MFSTC), Mohammadpur, Dhaka.
19. Director, Maternal & Child Health Training Institute (MCHTI), Lalkuthi, Mirpur, Dhaka.
20. P.S. to the Honorable Minister, Ministry of Health and Family Welfare, Bangladesh Secretariat, Dhaka, for kind information of the Honorable Minister.
21. Deputy Chief (Planning), Medical Education & Family Welfare Division, Ministry of Health & Family Welfare, Bangladesh Secretariat, Dhaka.
22. Additional Director (Drugs and Stores), Directorate General of Family Planning, Central Warehouse, Mohakhali, Dhaka.
23. Deputy Director, Family Planning, ----- District (You are requested to take appropriate measures to ensure timely online submission of Form 7B report from upazilas).
24. Regional/District Consultant, FPCS-QIT, District Family Planning Office, ----- District.
25. Central/Regional Supply Officer, Family Planning, ----- CWH/RWHs.
26. Assistant Maintenance Engineer, MIS Unit, DGFP (Requested to upload this report to DGFP website).
27. Country Project Director, MTaPS/MSH, House: 30, Road: No. 42, Gulshan-2, Dhaka-1212.
28. Country Director, the World Bank, E-32, Agargaon, Sher-e-Bangla Nagar, Dhaka-1207.
29. Team Leader, Population & Health Team, USAID, Madani Avenue, Baridhara, Dhaka.
30. Country Representative, UNFPA, IDB Bhaban, Agargaon, Sher-E-Bangla Nagar, Dhaka.
31. Managing Director, SMC, SMC Tower, 33 Banani C/A, Dhaka-1213.
32. Documentation Center, IEM Unit, Directorate General of Family Planning, 6 Kawran Bazar, Dhaka.
33. Responsible person of Dispatch Section, MIS Unit, DGFP (Requested to distribute the published 'Family Planning Monthly Logistics Report' to concerned Person/Office/Organization).
34. PA to Director General, Directorate General of Family Planning, 6 Kawran Bazar, Dhaka 1215.
35. Concerned Organization/Person.











01.08.23
(Md. Abul Kalam Azad)
Deputy Program Manager (DPM)

Table Of Contents

	Page
1. DGFP Stock Status Report	1-2
2. National Receipts Quantity by Product by Month	3
3. National Level Contraceptive Summary Report	4
4. Stock Status Report at Different Levels	5
5. Contraceptive Stock Status by Product at Upazila Store and Field	6-10
6. Contraceptive Stock Status by Product at Regional Warehouses/Upazila	11-31
7. Month-wise Consumption Trend	32-34
8. Report on Upazila and Warehouse Having Stock Out in last month	35

1. DGFP Stock Status Report

	 DGFP STOCK STATUS REPORT for Contraceptives - 30th June 2023 																																			
Year →	2023						2024												2025												2026					
Month →	7	8	9	10	11	12	1	2	3	4	5	6	7	8	9	10	11	12	1	2	3	4	5	6	7	8	9	10	11	12	1	2	3	4	5	6
Min.-Max. →	Min						Max																													
Product ↓	CS - 34.18m : 4.1 MOS																																			
Condom	4.1 MOS						16.23m (MOS:2.0)																													
*AMC = 8.31m							FY:2022-23: 51m, Rec - 34.77m																													
	CS -35.71m : 5.8 MOS																																			
Pill (Total)	5.8 MOS						39m (MOS:6.3)																													
*AMC = 6.17m							FY:2022-23: 39m																													
	CS - 4.38m : 12.9 MOS																																			
POP-APON	12.9 MOS (July 2024)																																			
*AMC = 0.338m																																				
	CS (0.289m): 27.3 MOS																																			
IUD	27.3 MOS (Sept. 2025)																																			
*AMC = 10,609																																				
	CS (9.67m): 11.7 MOS																																			
Injectables	11.7 MOS (June 2024)																																			
*AMC = 0.827m																																				
	CS-(0.861m): 31.2 MOS																																			
Implant	31.2 MOS (January 2026)																																			
*AMC = 27,620																																				
	Pill (Total): 2nd & 3rd generation Shukhi																																			
	*AMC is calculated based on past 6-months consumption																																			
	Data Sources: DGFP/L&S unit, DGFP LMIS web site - https://scmpbd.org/																																			
	Central Warehouse WIMS data and Approved DGFP Procurement Plan																																			
	National min-max stock level is 6 & 10 MOS																																			
	AMC = Average Monthly Consumption																																			
																			Legend:  Current Stock (CS): Less than 3 MOS  Current Stock (CS): MOS 3.0 to Less than 6 MOS  Current Stock (CS): MOS 6 and above  Planned for FY 2022-23  Procurement completed, yet to be received  Donation																	

DGFP STOCK STATUS NOTES
(For Contraceptives)
Month: June 2023

CONDOM – Current national stock is 34.18 million pieces, and this stock can be used up to October 2023.

- **2022-23: GOB (Revenue)** – Contract of procurement of 51 million pieces condom has been completed. Meanwhile, 34.77 million pieces condom received as of 30th June 2023.

PILL (Shukhi) – Current national stock of Oral Contraceptive Pill is 35.71 million cycles which will go up to December 2023.

- **2022-23: GOB (Revenue)** – Till the date no requirement received from User Unit for procurement of PILL (Shukhi).
- **2022-23: RPA (GOB) & GOB (Development)**- Requirement of 39.00 Million Cycles Oral Pill (COP) (Shukhi-3rd Generation) received from User Unit for procurement. CCGP has approved the proposal and the procurement is in progress.

POP-APON - Current national stock of POP-APON Pill is 4.38 million cycles which will go up to July 2024.

- **2022-23: RPA (GOB) & GOB (Development)**– Till the date no requirement received from User Unit for procurement of POP-APON.
- **2022-23: GOB (Revenue)** – Till the date no requirement received from User Unit for procurement of POP-APON.

IUD - Current national stock is 0.289 million pcs and this stock can be used up to September 2025.

INJECTABLES – Current stock of 9.67 million vials and that can be used up to June 2024 (Though the bar is showing that the injectable stock will run till June 2024 but in reality, after January 2024 there will be no usable injectable in stock).

IMPLANT – Current stock is 0.861 million sets, and this can be used up to January 2026.

You can also download the previous reports from <http://www.scmpbd.org>

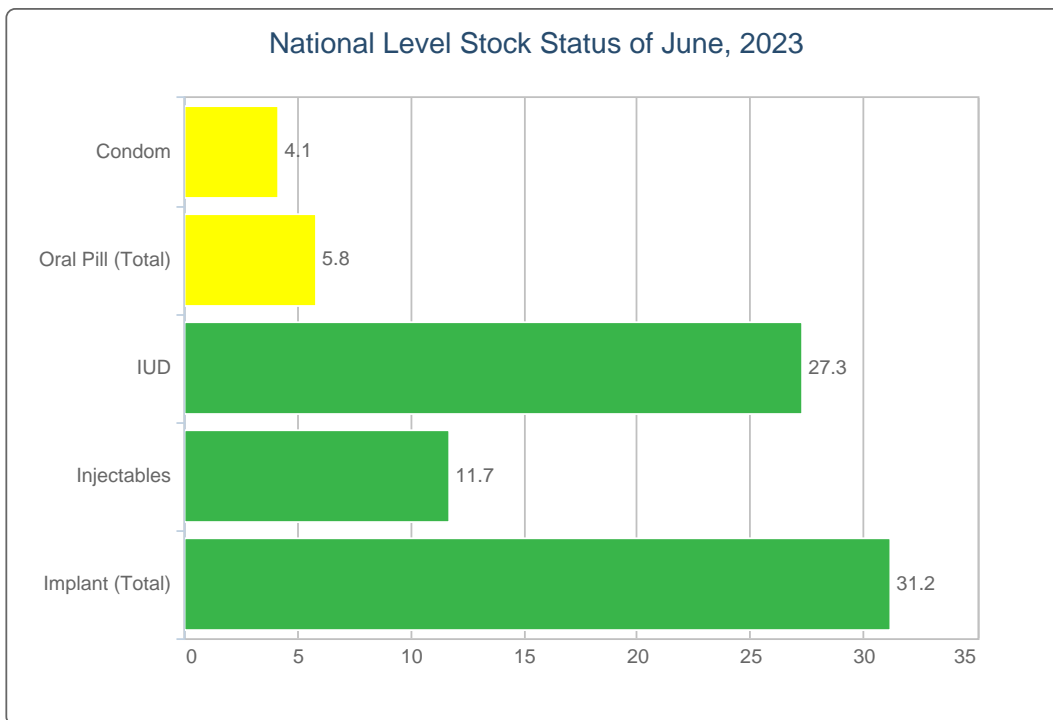
2. National Receipts Quantity by Product by Month

Contraceptive Received Report

Month: June, 2023

Item	Supplier	Receiver	Date Receipts	Qty
Condom	ESSENTIAL DRUGS CO. LTD.	Khulna RWH	30/06/23	4,243,200
	KHULNA ESSENTIAL LATEX PLANT (KELP)	Bogura RWH	30/06/23	1,868,400
Total				6,111,600
Tab Misoprostol	UNFPA	Cox's Bazar RWH	30/06/23	55,125
Total				55,125

3. National Level Contraceptive Summary Report



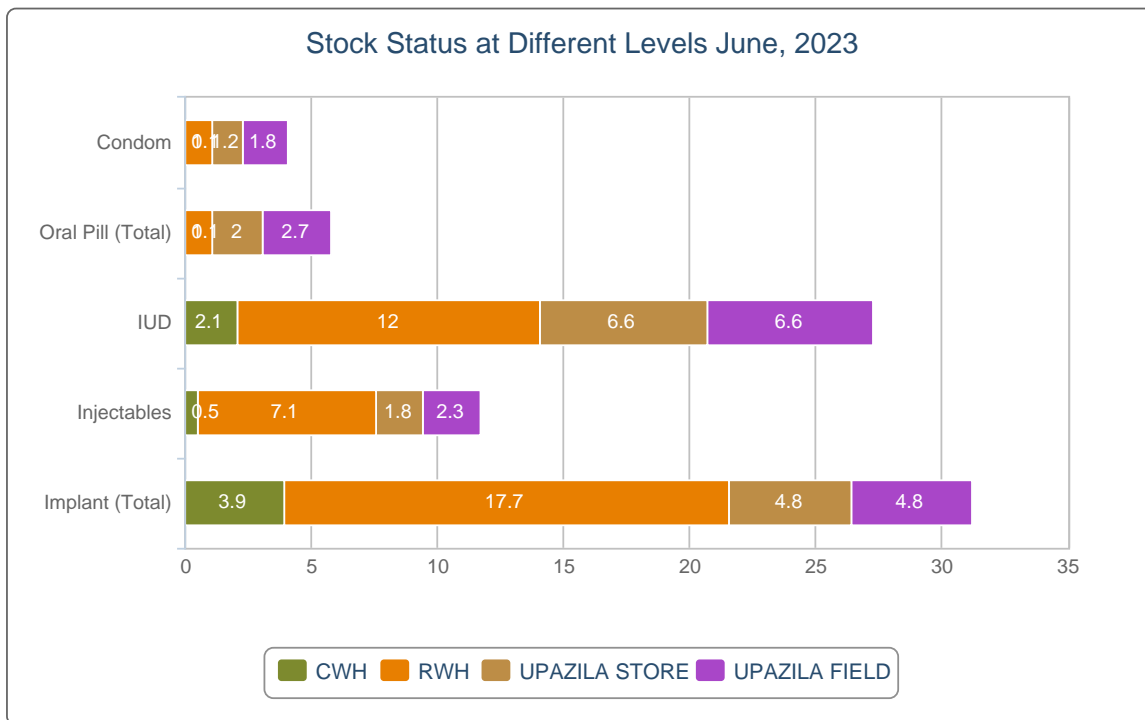
■ MOS: < 3.0
 ■ MOS: 3.0 - 5.9
 ■ MOS: 6.0 and above

MOS = Month of Stock

National Level Stock Status of June, 2023

SL	Name of Products	Reported Consumption	Reported Closing Balance	Average Monthly Consumption	MOS
1	Condom	7,706,300	34,186,016	8,316,991	4.1
2	Oral Pill (Total)	6,059,612	35,716,190	6,168,988	5.8
3	IUD	11,068	289,307	10,609	27.3
4	Injectables	910,238	9,672,745	827,716	11.7
5	Implant (Total)	24,713	861,632	27,620	31.2

4. Stock Status Report at Different Levels

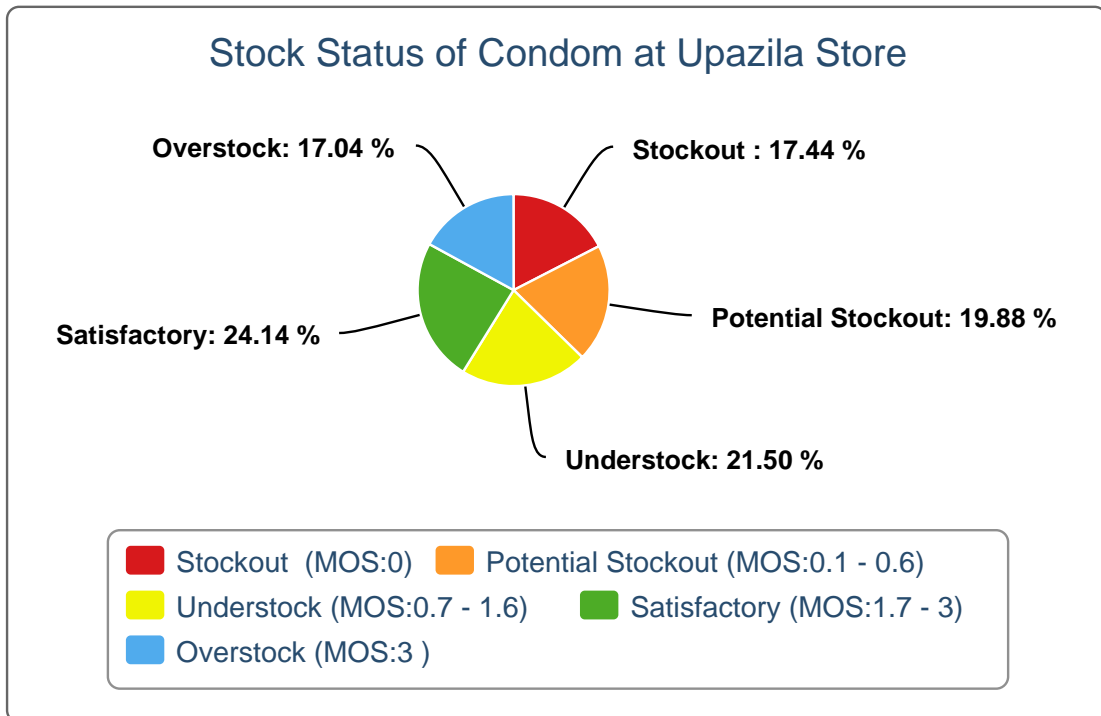


Stock Status at Different Levels June, 2023

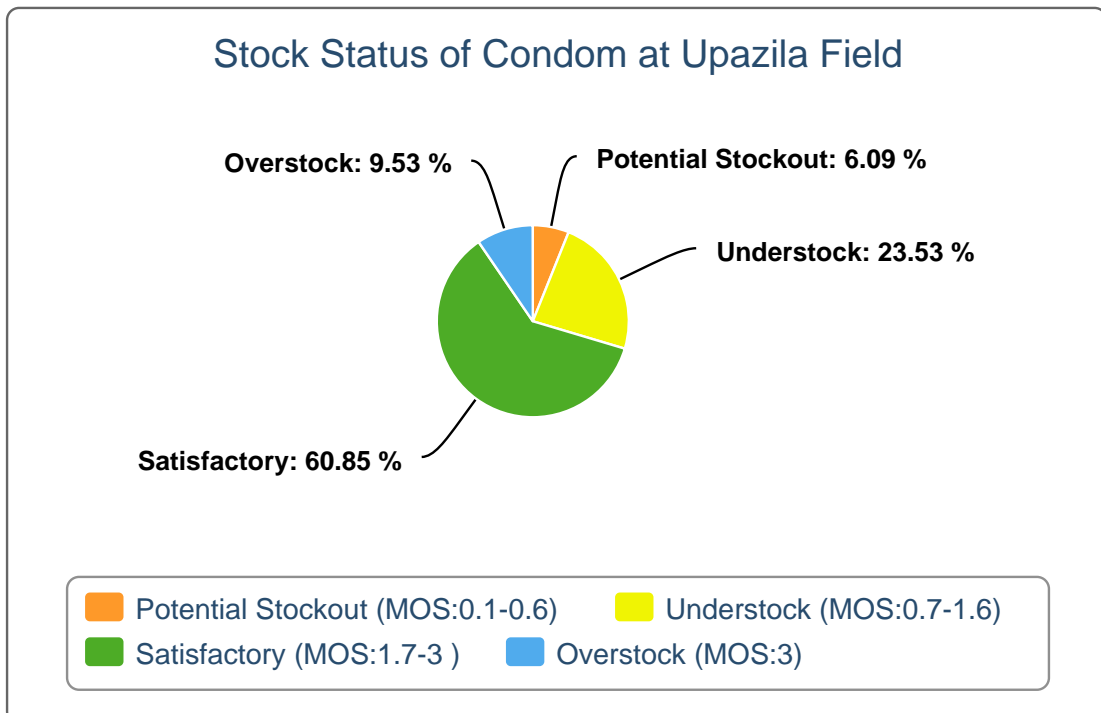
Products	Avg. Consump. of Last 6 Months	CWH Level	MOS	RWH Level	MOS	Upazila Level	MOS	Field Level	MOS	National Level	MOS
Condom	8,316,991	7,200	0	9,156,600	1.1	10,259,900	1.2	14,762,316	1.8	34,186,016	4.1
Oral Pill (Total)	6,168,988	0	0	6,958,739	1.1	12,039,026	2	16,718,425	2.7	35,716,190	5.8
IUD	10,609	21,850	2.1	127,181	12	69,917	6.6	70,359	6.6	289,307	27.3
Injectables	827,716	378,400	0.5	5,911,080	7.1	1,482,059	1.8	1,901,206	2.3	9,672,745	11.7
Implant (Total)	27,620	108,985	3.9	488,599	17.7	132,628	4.8	131,420	4.8	861,632	31.2

5. Contraceptive Stock Status by Product at Upazila Store and Field

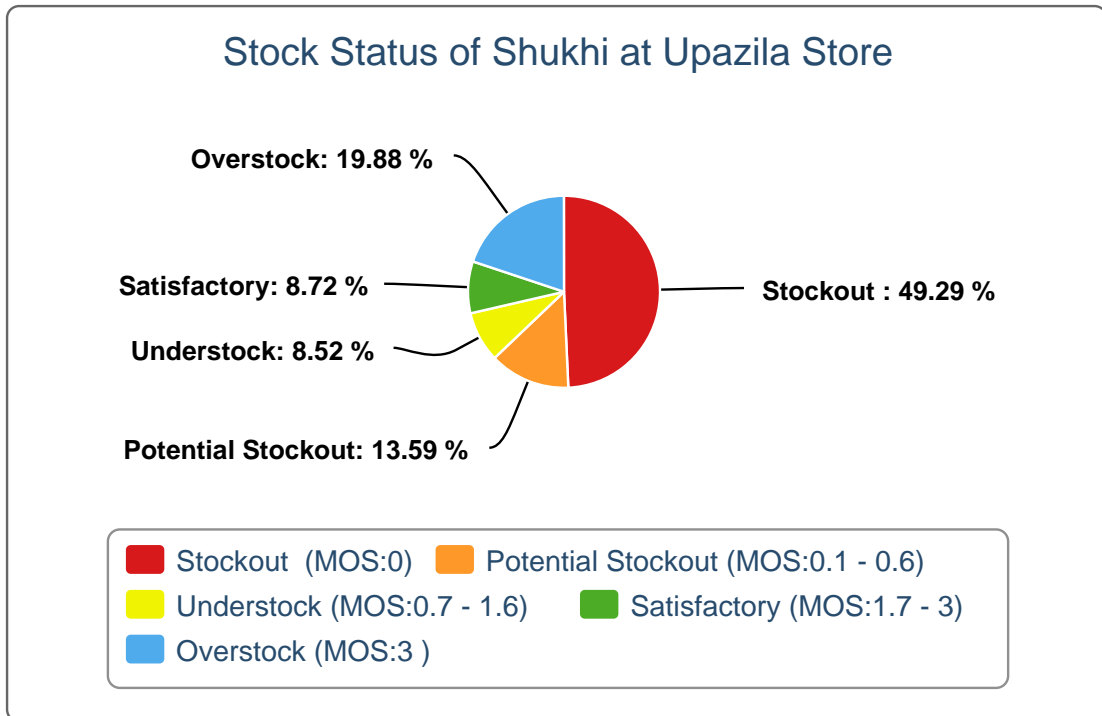
5(a).



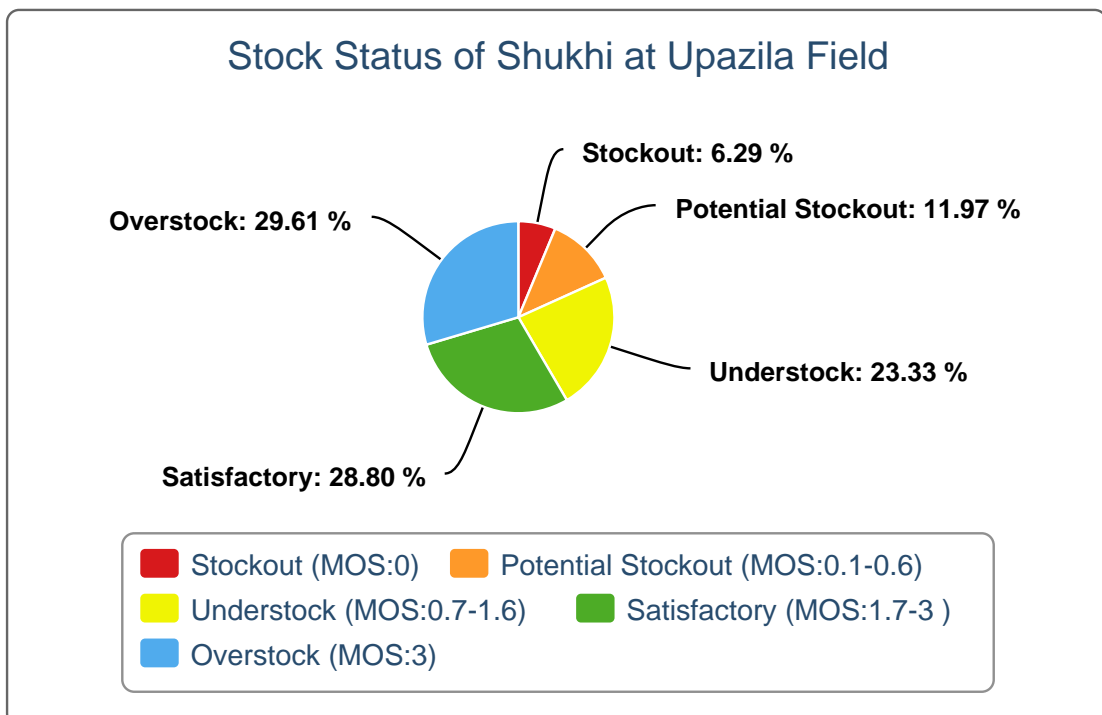
5(b).



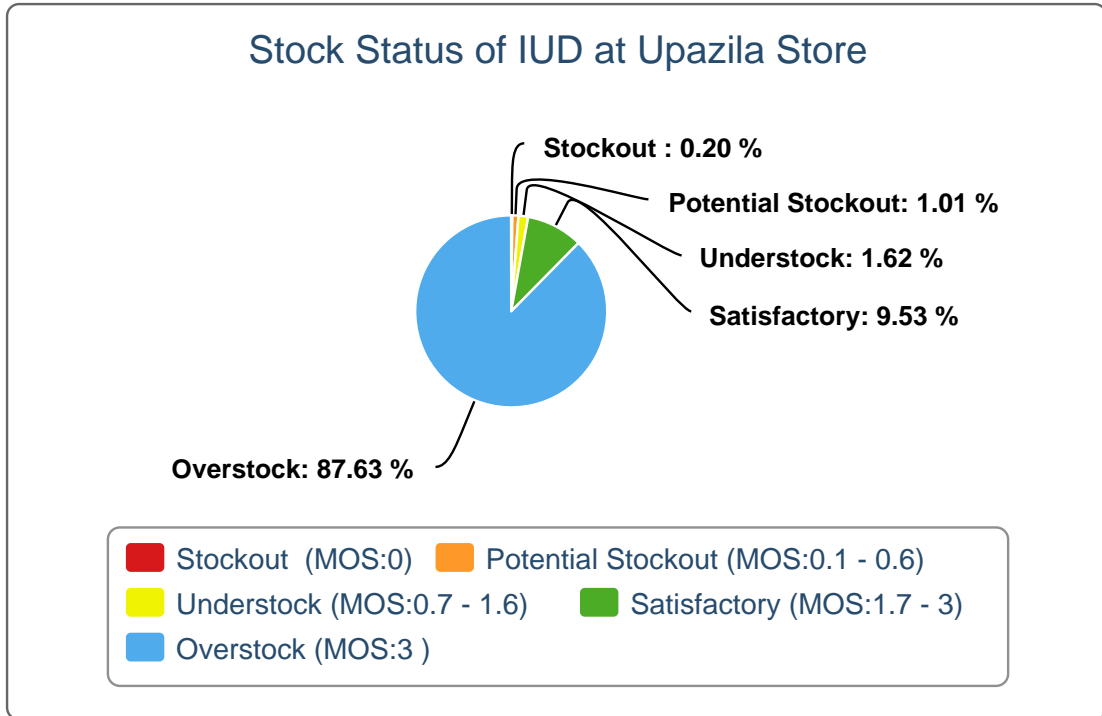
5(c).



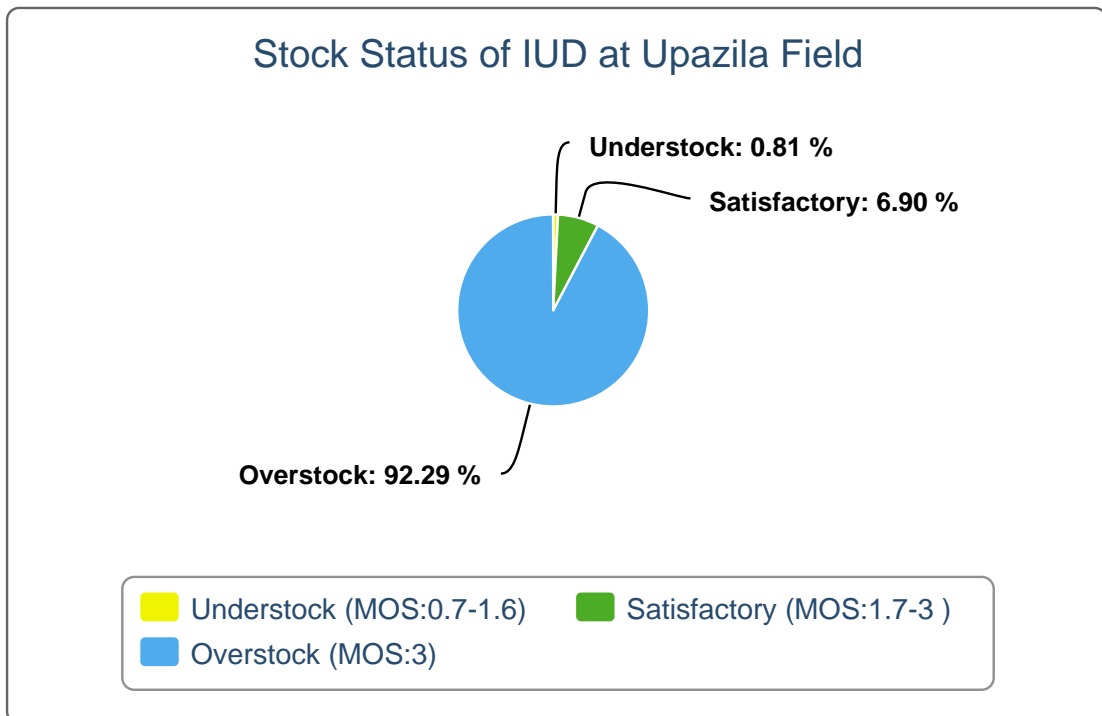
5(d).



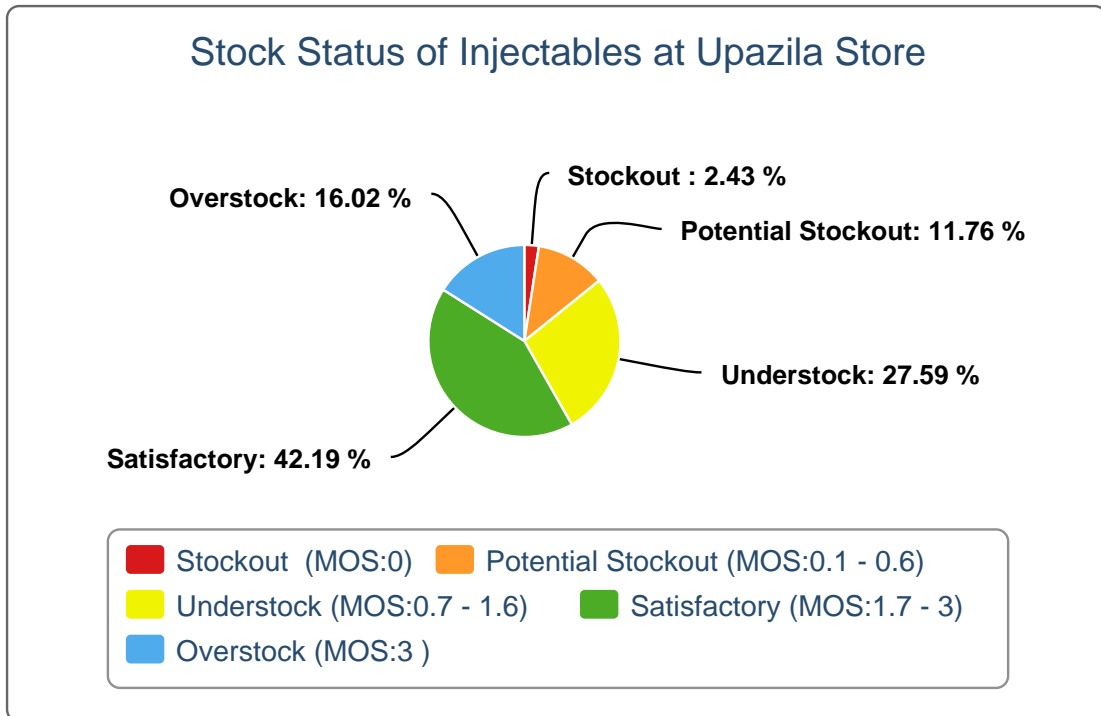
5(e).



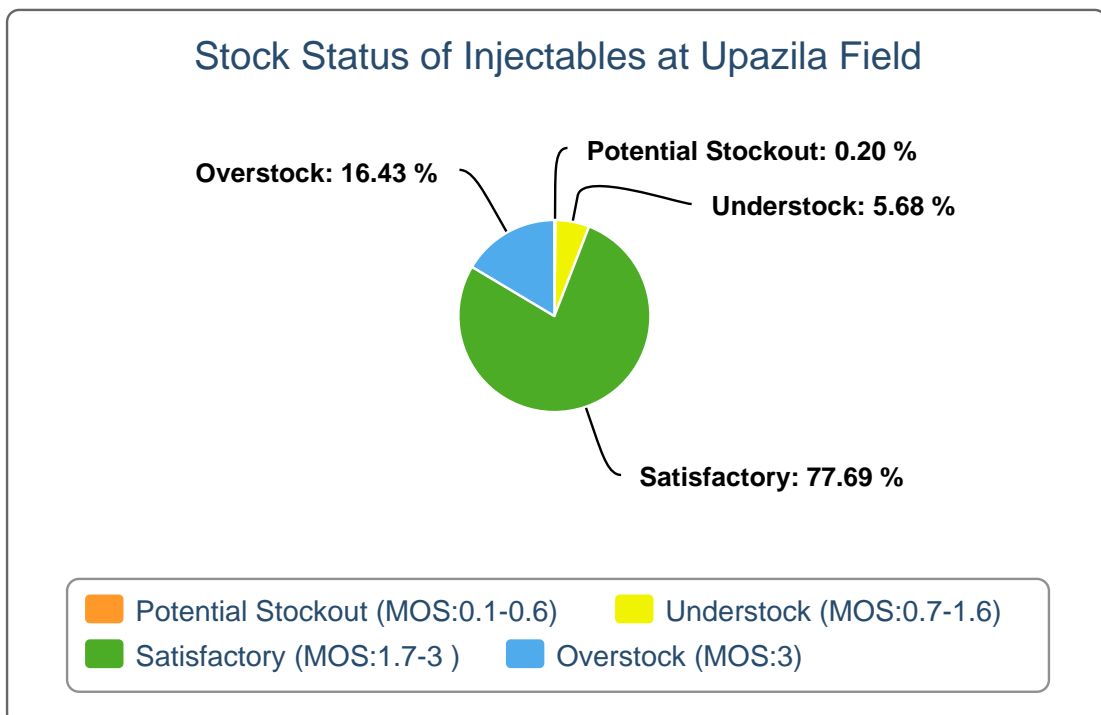
5(f).



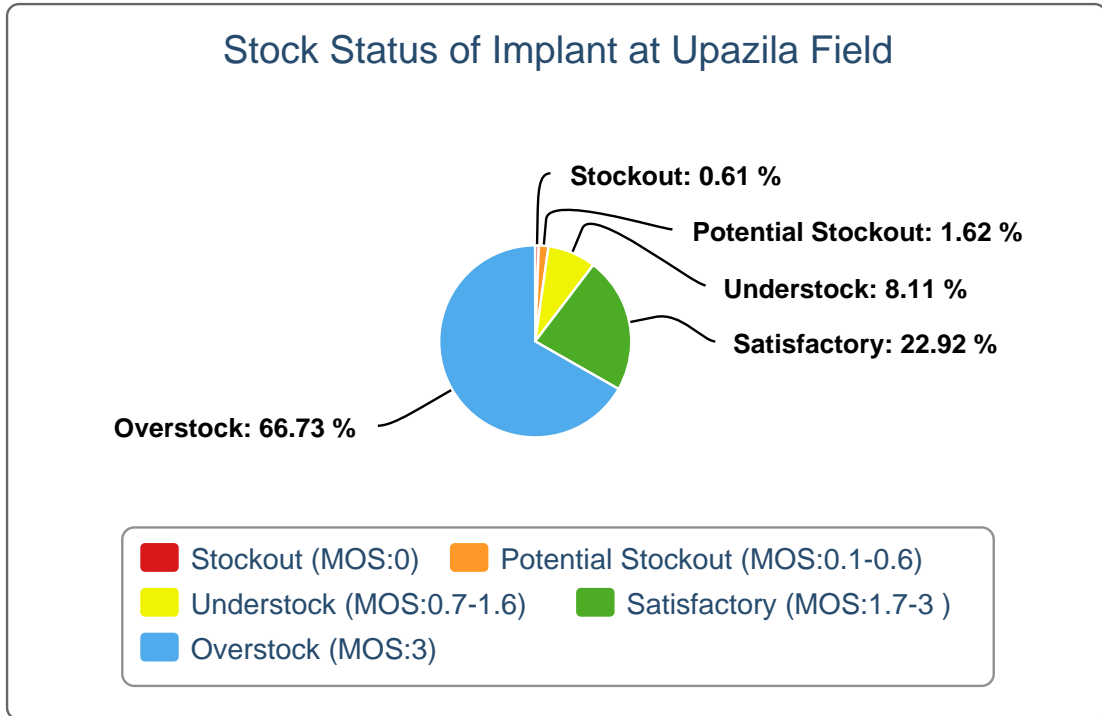
5(g).



5(h).



5(i).



6(a). Contraceptive Stock Status by Product at Regional Warehouses

SL	WH Name	Condom			Shukhi			IUD			Injectables			Implant		
		CBL	AMD	MOS	CBL	AMD	MOS	CBL	AMD	MOS	CBL	AMD	MOS	CBL	AMD	MOS
1	Bandarban RWH	97,200	41,407	2.3	38,840	24,206	1.6	550	114	4.8	10,600	3,566	3.0	1,900	169	11.2
2	Barishal RWH	330,800	269,934	1.2	73,920	201,772	0.4	3,200	300	10.7	3,300	31,559	0.1	28,200	784	36.0
3	Bhola RWH	3,600	47,589	0.1	213,120	55,766	3.8	1,950	135	14.4	67,000	27,679	2.4	10,450	279	37.5
4	Bogura RWH	662,400	490,821	1.3	272,640	333,603	0.8	7,700	427	18.0	1,060,500	29,824	35.6	31,900	1,586	20.1
5	Chattogram RWH	7,000	316,579	0.0	144,960	201,259	0.7	8,190	774	10.6	462,700	29,062	15.9	23,900	1,688	14.2
6	Cox's Bazar RWH	4,096,800	95,991	42.7	2,482,989	76,315	32.5	27,150	447	60.7	551,880	21,035	26.2	18,749	848	22.1
7	Cumilla RWH	0	473,197	0.0	186,240	325,258	0.6	6,900	851	8.1	198,000	64,862	3.1	31,800	2,127	15.0
8	Dhaka CWH	7,200	1,217,227	0.0	0	640,448	0.0	21,850	1,735	12.6	378,400	80,179	4.7	108,985	2,981	36.6
9	Dinajpur RWH	28,800	170,887	0.2	159,360	218,430	0.7	5,300	198	26.8	63,000	30,222	2.1	27,800	1,213	22.9
10	Faridpur RWH	3,600	466,932	0.0	113,760	297,651	0.4	8,200	518	15.8	144,000	31,424	4.6	20,800	1,706	12.2
11	Jamalpur RWH	18,000	271,759	0.1	110,400	234,250	0.5	3,850	180	21.4	75,000	25,398	3.0	20,200	708	28.5
12	Jashore RWH	212,400	343,439	0.6	77,280	258,659	0.3	4,500	291	15.5	60,400	36,801	1.6	23,100	889	26.0
13	Khulna RWH	1,366,800	527,597	2.6	1,528,110	376,927	4.1	7,950	321	24.8	2,351,000	34,439	68.3	39,400	1,031	38.2
14	Kushtia RWH	266,400	295,868	0.9	127,680	156,504	0.8	1,528	118	12.9	31,600	29,444	1.1	24,950	427	58.4
15	Mymensingh RWH	518,400	605,237	0.9	43,200	724,434	0.1	7,950	646	12.3	122,000	51,695	2.4	25,700	2,094	12.3
16	Noakhali RWH	75,600	265,888	0.3	130,080	153,882	0.8	3,800	785	4.8	132,000	38,640	3.4	33,900	1,352	25.1
17	Pabna RWH	3,600	461,662	0.0	96,000	279,308	0.3	2,050	652	3.1	35,000	40,091	0.9	23,900	771	31.0
18	Patuakhali RWH	0	134,832	0.0	200,640	147,840	1.4	5,150	200	25.8	138,700	25,031	5.5	14,700	768	19.1
19	Rajshahi RWH	478,800	574,716	0.8	183,360	281,894	0.7	8,953	211	42.4	64,300	28,951	2.2	17,850	990	18.0
20	Rangamati RWH	133,200	47,606	2.8	94,080	35,204	2.7	1,250	105	11.9	30,100	3,367	8.9	1,500	250	6.0
21	Rangpur RWH	853,200	451,852	1.9	557,280	594,675	0.9	4,960	883	5.6	176,000	89,335	2.0	35,300	2,355	15.0
22	Sylhet RWH	0	522,601	0.0	86,400	332,759	0.3	3,300	539	6.1	103,000	50,402	2.0	19,200	1,906	10.1
23	Tangail RWH	0	223,370	0.0	38,400	217,944	0.2	2,800	179	15.6	31,000	24,710	1.3	13,400	698	19.2

6(b). Contraceptive Stock Status by Product at Upazila

SL	Warehouse Name	Upazila Name	Condom			Shukhi			IUD			Injectables			Implant		
			CBL	AMD	MOS	CBL	AMD	MOS	CBL	AMD	MOS	CBL	AMD	MOS	CBL	AMD	MOS
1	Bandarban RWH	Alikadam	21,708	9,718	2.2	3,050	3,010	1.0	40	25	1.6	1,479	607	2.4	250	26	9.6
2	Bandarban RWH	Bandarban Sadar	13,245	5,770	2.3	9,856	5,189	1.9	110	19	5.8	1,034	598	1.7	138	30	4.6
3	Bandarban RWH	Lama	16,836	7,370	2.3	7,590	5,982	1.3	199	37	5.4	1,961	965	2.0	207	26	8.0
4	Bandarban RWH	Naikhongchhari	11,592	7,266	1.6	6,255	3,288	1.9	80	12	6.7	1,396	765	1.8	80	34	2.4
5	Bandarban RWH	Rowangchhari	8,276	2,580	3.2	6,490	2,398	2.7	96	4	24.0	700	233	3.0	160	12	13.3
6	Bandarban RWH	Ruma	11,184	5,194	2.2	10,737	2,324	4.6	104	7	14.9	401	229	1.8	100	18	5.6
7	Bandarban RWH	Thanchi	12,650	3,509	3.6	6,655	2,015	3.3	107	10	10.7	563	169	3.3	185	23	8.0
8	Barishal RWH	Agailjhara	19,300	7,896	2.4	9,885	8,138	1.2	100	11	9.1	1,489	1,447	1.0	200	38	5.3
9	Barishal RWH	Babuganj	208,600	6,554	31.8	20,680	6,252	3.3	111	12	9.3	197	588	0.3	200	28	7.1
10	Barishal RWH	Bakerganj	54,947	14,501	3.8	31,848	13,684	2.3	250	17	14.7	333	1,922	0.2	300	50	6.0
11	Barishal RWH	Banari Para	148,928	5,588	26.7	29,695	5,689	5.2	188	7	26.9	938	466	2.0	350	49	7.1
12	Barishal RWH	Barishal Sadar (kotwali)	84,888	27,395	3.1	40,320	15,329	2.6	399	66	6.0	1,678	4,239	0.4	90	92	1.0
13	Barishal RWH	Bhandaria	25,764	11,325	2.3	13,165	8,649	1.5	456	11	41.5	1,679	1,058	1.6	250	24	10.4
14	Barishal RWH	Gaurnadi	28,700	10,321	2.8	11,190	10,901	1.0	151	13	11.6	341	1,295	0.3	150	29	5.2
15	Barishal RWH	Hizla	17,816	7,477	2.4	6,570	5,165	1.3	64	9	7.1	2	1,157	0.0	150	28	5.4
16	Barishal RWH	Indurkani	55,964	6,418	8.7	24,170	5,645	4.3	180	4	45.0	1,663	946	1.8	400	15	26.7
17	Barishal RWH	Jhalokati Sadar	81,000	19,447	4.2	36,995	11,568	3.2	116	23	5.0	935	1,152	0.8	350	63	5.6
18	Barishal RWH	Kanthalia	12,696	7,660	1.7	9,440	6,320	1.5	150	5	30.0	428	1,035	0.4	450	25	18.0
19	Barishal RWH	Kawkhali	24,800	6,832	3.6	31,660	4,432	7.1	230	15	15.3	705	397	1.8	150	18	8.3
20	Barishal RWH	Mathbaria	39,490	18,464	2.1	52,020	18,026	2.9	223	15	14.9	290	2,384	0.1	300	32	9.4
21	Barishal RWH	Mehendiganj	54,516	12,650	4.3	35,616	10,070	3.5	437	8	54.6	8,489	3,103	2.7	300	31	9.7
22	Barishal RWH	Muladi	19,960	14,581	1.4	23,190	9,337	2.5	231	5	46.2	3,543	2,129	1.7	100	25	4.0
23	Barishal RWH	Nalchity	18,432	9,897	1.9	18,240	8,079	2.3	246	8	30.8	288	1,636	0.2	200	51	3.9
24	Barishal RWH	Nazirpur	39,888	18,436	2.2	23,165	10,365	2.2	220	12	18.3	960	1,586	0.6	200	28	7.1
25	Barishal RWH	Nesarabad (swarupkati)	58,924	27,382	2.2	17,200	14,797	1.2	290	16	18.1	6,118	1,771	3.5	300	53	5.7

SL	Warehouse Name	Upazila Name	Condom			Shukhi			IUD			Injectables			Implant		
			CBL	AMD	MOS	CBL	AMD	MOS	CBL	AMD	MOS	CBL	AMD	MOS	CBL	AMD	MOS
26	Barishal RWH	Pirojpur Sadar	27,744	12,978	2.1	24,040	9,684	2.5	148	22	6.7	953	1,266	0.8	250	40	6.3
27	Barishal RWH	Rajapur	29,052	12,461	2.3	25,075	6,959	3.6	176	3	58.7	254	937	0.3	150	15	10.0
28	Barishal RWH	Wazirpur	405,492	11,671	34.7	25,650	12,683	2.0	377	18	20.9	668	1,045	0.6	350	50	7.0
29	Bhola RWH	Bhola Sadar	6,645	10,081	0.7	30,605	10,586	2.9	173	51	3.4	5,199	5,909	0.9	850	86	9.9
30	Bhola RWH	Burhanuddin	4,080	3,527	1.2	15,955	6,700	2.4	47	20	2.4	2,919	1,611	1.8	50	34	1.5
31	Bhola RWH	Char Fasson	1,900	20,525	0.1	10,735	19,648	0.5	118	39	3.0	8,845	8,056	1.1	150	67	2.2
32	Bhola RWH	Daulat Khan	5,086	2,214	2.3	12,150	4,455	2.7	49	10	4.9	800	3,358	0.2	0	26	0.0
33	Bhola RWH	Lalmohan	4,528	6,679	0.7	34,955	8,362	4.2	57	8	7.1	10,130	5,404	1.9	100	21	4.8
34	Bhola RWH	Manpura	6,557	3,123	2.1	4,995	3,264	1.5	34	1	34.0	3,065	1,702	1.8	20	21	1.0
35	Bhola RWH	Tazumuddin	11,004	1,440	7.6	9,841	2,751	3.6	35	6	5.8	4,153	1,639	2.5	100	24	4.2
36	Bogura RWH	Adamdighi	21,000	9,573	2.2	15,500	6,245	2.5	52	14	3.7	613	330	1.9	150	40	3.8
37	Bogura RWH	Akkelpur	14,964	6,864	2.2	19,660	6,264	3.1	121	6	20.2	1,495	400	3.7	100	38	2.6
38	Bogura RWH	Atrai	31,640	13,790	2.3	15,335	10,772	1.4	41	6	6.8	2,238	559	4.0	105	46	2.3
39	Bogura RWH	Badalgachhi	19,020	9,350	2.0	10,515	9,340	1.1	28	7	4.0	1,377	662	2.1	200	32	6.3
40	Bogura RWH	Bogura Sadar	1,200	51,052	0.0	5,500	16,205	0.3	15	38	0.4	334	1,982	0.2	320	109	2.9
41	Bogura RWH	Dhamoirhat	6,664	8,833	0.8	13,080	8,342	1.6	35	9	3.9	1,228	644	1.9	150	32	4.7
42	Bogura RWH	Dhunat	5,300	36,303	0.1	29,200	19,538	1.5	130	11	11.8	3,709	2,121	1.7	100	53	1.9
43	Bogura RWH	Dhupchanchia	24,267	7,133	3.4	9,805	7,606	1.3	70	20	3.5	259	823	0.3	250	70	3.6
44	Bogura RWH	Gabtali	18,420	17,543	1.0	60,360	12,513	4.8	7	7	1.0	1,162	2,006	0.6	100	75	1.3
45	Bogura RWH	Ghoraghat	11,500	9,450	1.2	13,230	6,822	1.9	70	4	17.5	1,542	495	3.1	202	32	6.3
46	Bogura RWH	Hakimpur	11,220	7,386	1.5	7,795	4,382	1.8	19	3	6.3	690	254	2.7	100	35	2.9
47	Bogura RWH	Joypurhat Sadar	6,928	19,696	0.4	13,545	10,259	1.3	95	35	2.7	1,925	1,332	1.4	350	114	3.1
48	Bogura RWH	Kahaloo	37,212	19,629	1.9	8,030	11,814	0.7	100	15	6.7	1,574	995	1.6	200	111	1.8
49	Bogura RWH	Kalai	12,732	8,455	1.5	17,870	7,725	2.3	36	8	4.5	293	464	0.6	100	38	2.6
50	Bogura RWH	Khetlal	10,584	7,974	1.3	30,645	5,683	5.4	100	6	16.7	12	404	0.0	0	37	0.0

SL	Warehouse Name	Upazila Name	Condom			Shukhi			IUD			Injectables			Implant		
			CBL	AMD	MOS	CBL	AMD	MOS	CBL	AMD	MOS	CBL	AMD	MOS	CBL	AMD	MOS
51	Bogura RWH	Mahadebpur	36,612	17,286	2.1	9,850	15,911	0.6	27	3	9.0	2,951	871	3.4	150	41	3.7
52	Bogura RWH	Manda	29,802	26,171	1.1	10,450	27,421	0.4	204	49	4.2	1,713	2,060	0.8	300	52	5.8
53	Bogura RWH	Nandigram	2,400	10,064	0.2	17,760	11,321	1.6	20	4	5.0	260	368	0.7	200	31	6.5
54	Bogura RWH	Naogaon Sadar	42,192	25,753	1.6	4,480	14,714	0.3	116	17	6.8	2,006	1,298	1.5	100	54	1.9
55	Bogura RWH	Niamatpur	19,766	11,095	1.8	34,890	10,166	3.4	58	10	5.8	1,447	1,044	1.4	250	29	8.6
56	Bogura RWH	Panchbibi	23,240	12,866	1.8	18,230	7,901	2.3	24	12	2.0	1,365	639	2.1	300	57	5.3
57	Bogura RWH	Patnitala	27,744	13,028	2.1	17,490	11,503	1.5	57	12	4.8	1,919	844	2.3	300	34	8.8
58	Bogura RWH	Porsha	26,844	8,914	3.0	25,090	9,079	2.8	45	11	4.1	2,435	556	4.4	150	19	7.9
59	Bogura RWH	Raninagar	25,400	12,157	2.1	0	11,707	0.0	66	12	5.5	1,631	546	3.0	100	29	3.4
60	Bogura RWH	Sapahar	27,636	12,699	2.2	12,825	11,043	1.2	77	12	6.4	3,378	1,096	3.1	100	28	3.6
61	Bogura RWH	Sariakandi	21,144	16,005	1.3	19,650	9,086	2.2	77	19	4.1	1,847	1,217	1.5	100	97	1.0
62	Bogura RWH	Shajahanpur	22,740	39,736	0.6	5,910	10,608	0.6	5	18	0.3	1,465	1,133	1.3	300	57	5.3
63	Bogura RWH	Sherpur	2,100	30,108	0.1	18,990	15,395	1.2	52	8	6.5	1,404	1,715	0.8	300	54	5.6
64	Bogura RWH	Shibganj	19,500	11,529	1.7	820	13,515	0.1	60	12	5.0	3,450	2,042	1.7	100	66	1.5
65	Bogura RWH	Sonatola	17,064	10,379	1.6	21,015	10,723	2.0	115	39	2.9	1,998	924	2.2	50	76	0.7
66	Chattogram RWH	Anowara	39,300	9,398	4.2	22,740	9,643	2.4	145	10	14.5	3,980	681	5.8	350	44	8.0
67	Chattogram RWH	Banshkhali	44,112	12,016	3.7	16,850	9,165	1.8	313	13	24.1	3,349	1,569	2.1	650	103	6.3
68	Chattogram RWH	Boalkhali	47,829	10,178	4.7	21,530	8,248	2.6	374	27	13.9	5,283	613	8.6	600	28	21.4
69	Chattogram RWH	Chandanaish	21,300	7,964	2.7	7,260	8,033	0.9	178	24	7.4	2,653	957	2.8	600	54	11.1
70	Chattogram RWH	Dighinala	33,000	7,713	4.3	11,628	7,208	1.6	260	15	17.3	3,726	1,041	3.6	400	35	11.4
71	Chattogram RWH	Double Mooring	4,512	50,385	0.1	42,770	10,934	3.9	895	147	6.1	8,642	3,302	2.6	420	220	1.9
72	Chattogram RWH	Fatikchhari	32,400	14,687	2.2	19,685	12,979	1.5	169	11	15.4	3,860	1,961	2.0	450	187	2.4
73	Chattogram RWH	Guimara	27,960	1,195	23.4	6,780	2,700	2.5	168	9	18.7	2,779	179	15.5	250	18	13.9
74	Chattogram RWH	Hathazari	81,406	37,133	2.2	40,000	19,873	2.0	38	21	1.8	2,134	1,574	1.4	400	59	6.8
75	Chattogram RWH	Khagrachhari Sadar	30,192	3,121	9.7	31,910	4,775	6.7	316	45	7.0	3,432	478	7.2	525	27	19.4

SL	Warehouse Name	Upazila Name	Condom			Shukhi			IUD			Injectables			Implant		
			CBL	AMD	MOS	CBL	AMD	MOS	CBL	AMD	MOS	CBL	AMD	MOS	CBL	AMD	MOS
76	Chattogram RWH	Lakshmichhari	11,815	1,741	6.8	15,882	2,595	6.1	173	6	28.8	774	98	7.9	200	18	11.1
77	Chattogram RWH	Lohagara	36,120	4,654	7.8	14,495	6,056	2.4	172	18	9.6	4,517	1,011	4.5	300	38	7.9
78	Chattogram RWH	Mahalchhari	29,400	3,650	8.1	9,742	3,685	2.6	130	5	26.0	1,625	327	5.0	350	21	16.7
79	Chattogram RWH	Manikchhari	15,282	1,082	14.1	20,485	1,710	12.0	101	9	11.2	250	434	0.6	150	23	6.5
80	Chattogram RWH	Matiranga	32,700	8,551	3.8	10,070	5,632	1.8	143	21	6.8	2,250	796	2.8	400	46	8.7
81	Chattogram RWH	Mirsharai	35,630	16,328	2.2	37,238	11,962	3.1	356	36	9.9	3,728	2,080	1.8	650	44	14.8
82	Chattogram RWH	Panchhari	27,418	4,063	6.7	9,470	3,738	2.5	266	3	88.7	967	238	4.1	400	21	19.0
83	Chattogram RWH	Panchlaish	4,980	35,161	0.1	28,300	8,779	3.2	326	114	2.9	8,057	3,003	2.7	516	147	3.5
84	Chattogram RWH	Patiya	86,100	17,665	4.9	17,305	14,888	1.2	498	93	5.4	2,498	2,162	1.2	700	128	5.5
85	Chattogram RWH	Ramgarh	16,708	3,374	5.0	18,700	3,256	5.7	130	5	26.0	790	171	4.6	350	18	19.4
86	Chattogram RWH	Rangunia	34,568	13,808	2.5	15,940	8,911	1.8	170	28	6.1	5,261	1,585	3.3	700	80	8.8
87	Chattogram RWH	Raozan	19,534	14,720	1.3	4,451	8,650	0.5	327	58	5.6	3,689	1,256	2.9	600	137	4.4
88	Chattogram RWH	Sandwip	18,180	11,027	1.6	21,370	9,792	2.2	181	7	25.9	2,731	1,411	1.9	450	90	5.0
89	Chattogram RWH	Satkania	26,160	13,447	1.9	37,540	10,243	3.7	343	15	22.9	5,121	936	5.5	900	65	13.8
90	Chattogram RWH	Sitakunda	61,980	13,518	4.6	25,630	7,804	3.3	217	34	6.4	5,244	1,199	4.4	600	37	16.2
91	Cox's Bazar RWH	Chakaria	38,958	17,953	2.2	46,599	14,509	3.2	248	86	2.9	7,631	3,354	2.3	1,000	190	5.3
92	Cox's Bazar RWH	Cox's Bazar Sadar	63,228	18,302	3.5	103,924	12,321	8.4	162	56	2.9	4,003	3,356	1.2	450	76	5.9
93	Cox's Bazar RWH	Kutubdia	23,004	3,578	6.4	24,356	3,671	6.6	55	30	1.8	4,476	1,090	4.1	1,100	103	10.7
94	Cox's Bazar RWH	Maheshkhali	88,135	5,388	16.4	23,331	13,732	1.7	93	49	1.9	6,720	2,880	2.3	1,200	81	14.8
95	Cox's Bazar RWH	Pekua	65,400	6,932	9.4	74,355	6,712	11.1	25	38	0.7	4,554	2,849	1.6	100	63	1.6
96	Cox's Bazar RWH	Ramu	37,208	16,570	2.2	37,926	6,428	5.9	133	59	2.3	2,276	1,877	1.2	600	79	7.6
97	Cox's Bazar RWH	Teknaf	43,124	19,839	2.2	30,080	12,849	2.3	72	66	1.1	8,703	4,378	2.0	500	133	3.8
98	Cox's Bazar RWH	Ukhia	16,316	7,429	2.2	11,658	6,093	1.9	204	63	3.2	2,851	1,251	2.3	200	123	1.6
99	Cumilla RWH	Akhaura	23,400	6,348	3.7	5,365	4,989	1.1	38	15	2.5	2,810	796	3.5	50	30	1.7
100	Cumilla RWH	Ashuganj	19,864	10,915	1.8	17,140	7,007	2.4	278	15	18.5	4,729	1,011	4.7	400	49	8.2

SL	Warehouse Name	Upazila Name	Condom			Shukhi			IUD			Injectables			Implant		
			CBL	AMD	MOS	CBL	AMD	MOS	CBL	AMD	MOS	CBL	AMD	MOS	CBL	AMD	MOS
101	Cumilla RWH	Banchharampur	50,100	13,028	3.8	23,775	9,019	2.6	335	39	8.6	5,396	1,575	3.4	300	140	2.1
102	Cumilla RWH	Barura	34,536	10,035	3.4	4,535	8,617	0.5	187	28	6.7	995	2,967	0.3	250	39	6.4
103	Cumilla RWH	Bijoy Nagar	24,708	8,238	3.0	195	9,140	0.0	120	11	10.9	841	1,262	0.7	300	30	10.0
104	Cumilla RWH	Brahman Para	15,092	6,482	2.3	17,805	6,358	2.8	192	17	11.3	230	1,247	0.2	100	39	2.6
105	Cumilla RWH	Brahmanbaria Sadar	28,500	18,803	1.5	26,785	10,077	2.7	337	49	6.9	4,067	1,980	2.1	100	70	1.4
106	Cumilla RWH	Burichang	45,878	21,456	2.1	10,985	15,690	0.7	407	26	15.7	1,663	1,961	0.8	350	55	6.4
107	Cumilla RWH	Chandina	29,172	13,394	2.2	26,760	12,102	2.2	231	22	10.5	5,171	2,667	1.9	100	25	4.0
108	Cumilla RWH	Chandpur Sadar	43,500	15,148	2.9	20,890	12,271	1.7	414	78	5.3	2,667	2,820	0.9	200	93	2.2
109	Cumilla RWH	Chauddagam	32,000	14,187	2.3	3,220	8,973	0.4	232	17	13.6	2,741	3,162	0.9	400	30	13.3
110	Cumilla RWH	Cumilla Adarsha Sadar	51,266	41,778	1.2	41,745	14,406	2.9	432	41	10.5	4,298	2,666	1.6	465	113	4.1
111	Cumilla RWH	Cumilla Sadar Dakshin	39,636	11,450	3.5	20,440	11,001	1.9	199	15	13.3	6,592	2,002	3.3	300	32	9.4
112	Cumilla RWH	Daudkandi	38,928	11,316	3.4	22,600	9,256	2.4	152	56	2.7	667	1,893	0.4	150	33	4.5
113	Cumilla RWH	Debidwar	17,400	16,590	1.0	5,520	13,369	0.4	214	15	14.3	2,803	3,116	0.9	300	26	11.5
114	Cumilla RWH	Faridganj	40,400	18,492	2.2	8,910	16,804	0.5	270	51	5.3	1,590	2,806	0.6	800	132	6.1
115	Cumilla RWH	Haim Char	29,000	4,336	6.7	9,330	5,188	1.8	157	11	14.3	1,804	516	3.5	100	19	5.3
116	Cumilla RWH	Hajiganj	55,300	7,446	7.4	15,930	11,206	1.4	346	36	9.6	2,859	1,865	1.5	300	82	3.7
117	Cumilla RWH	Homna	19,956	18,416	1.1	12,435	9,393	1.3	282	17	16.6	3,285	1,176	2.8	300	36	8.3
118	Cumilla RWH	Kachua	23,824	15,636	1.5	550	9,750	0.1	240	35	6.9	1,192	3,345	0.4	200	56	3.6
119	Cumilla RWH	Kasba	33,976	20,319	1.7	1,170	10,505	0.1	216	35	6.2	4,011	1,526	2.6	100	190	0.5
120	Cumilla RWH	Laksam	19,600	10,039	2.0	11,390	8,486	1.3	161	23	7.0	1,144	1,537	0.7	300	37	8.1
121	Cumilla RWH	Lalmaj	11,784	4,105	2.9	493	3,621	0.1	108	5	21.6	2,169	848	2.6	250	15	16.7
122	Cumilla RWH	Manoharganj	46,500	10,704	4.3	23,795	7,077	3.4	156	7	22.3	3,066	1,273	2.4	250	24	10.4
123	Cumilla RWH	Matlab Dakshin	23,800	8,098	2.9	10,772	9,173	1.2	229	9	25.4	3,183	1,778	1.8	300	46	6.5
124	Cumilla RWH	Matlab Uttar	36,300	15,760	2.3	9,270	10,353	0.9	178	48	3.7	4,368	1,404	3.1	50	74	0.7
125	Cumilla RWH	Meghna	25,496	6,108	4.2	21,235	5,053	4.2	198	8	24.8	1,800	1,021	1.8	300	62	4.8

SL	Warehouse Name	Upazila Name	Condom			Shukhi			IUD			Injectables			Implant		
			CBL	AMD	MOS	CBL	AMD	MOS	CBL	AMD	MOS	CBL	AMD	MOS	CBL	AMD	MOS
126	Cumilla RWH	Muradnagar	33,780	25,886	1.3	5,760	13,721	0.4	150	13	11.5	90	3,220	0.0	700	141	5.0
127	Cumilla RWH	Nabinagar	53,616	17,609	3.0	20,110	9,453	2.1	116	27	4.3	1,155	1,907	0.6	50	118	0.4
128	Cumilla RWH	Nangalkot	24,400	16,103	1.5	11,860	8,177	1.5	178	9	19.8	6,104	2,114	2.9	50	77	0.6
129	Cumilla RWH	Nasirnagar	49,176	9,548	5.2	830	9,010	0.1	220	12	18.3	1,261	1,400	0.9	150	64	2.3
130	Cumilla RWH	Sarail	14,000	21,745	0.6	870	9,976	0.1	160	16	10.0	1,697	1,811	0.9	100	81	1.2
131	Cumilla RWH	Shahrasti	44,800	7,104	6.3	7,770	8,786	0.9	255	22	11.6	3,299	2,178	1.5	350	54	6.5
132	Cumilla RWH	Titas	60,072	16,575	3.6	21,570	7,251	3.0	216	23	9.4	4,530	2,012	2.3	250	15	16.7
133	Dhaka CWH	Araihazar	13,884	15,607	0.9	3,940	19,777	0.2	187	18	10.4	3,212	2,355	1.4	600	34	17.6
134	Dhaka CWH	Bandar	0	33,767	0.0	14,476	15,228	1.0	117	19	6.2	3,346	2,049	1.6	200	34	5.9
135	Dhaka CWH	Belabo	14,196	10,464	1.4	15,400	9,517	1.6	43	13	3.3	1,780	1,080	1.6	400	28	14.3
136	Dhaka CWH	Daulatpur	0	10,893	0.0	22,630	8,445	2.7	105	4	26.3	1,968	1,022	1.9	500	47	10.6
137	Dhaka CWH	Dhamrai	1,902	28,814	0.1	22,670	22,908	1.0	288	111	2.6	2,069	1,723	1.2	300	45	6.7
138	Dhaka CWH	Dohar	0	14,038	0.0	13,570	7,455	1.8	53	10	5.3	554	780	0.7	400	40	10.0
139	Dhaka CWH	Gazaria	13,070	8,880	1.5	4,240	7,218	0.6	82	23	3.6	1,577	615	2.6	51	40	1.3
140	Dhaka CWH	Gazipur Sadar	0	47,344	0.0	21,670	18,133	1.2	156	44	3.5	4,130	1,940	2.1	250	73	3.4
141	Dhaka CWH	Ghior	0	14,406	0.0	18,300	8,722	2.1	94	11	8.5	732	647	1.1	550	50	11.0
142	Dhaka CWH	Harirampur	5,604	20,068	0.3	48,876	6,362	7.7	35	4	8.8	223	447	0.5	543	48	11.3
143	Dhaka CWH	Kaliakair	6,985	26,048	0.3	11,739	16,048	0.7	132	43	3.1	1,729	978	1.8	800	50	16.0
144	Dhaka CWH	Kaliganj	0	32,347	0.0	14,400	14,350	1.0	153	20	7.7	3,804	1,940	2.0	300	51	5.9
145	Dhaka CWH	Kapasia	156	25,380	0.0	33,915	17,062	2.0	94	9	10.4	1,328	725	1.8	200	63	3.2
146	Dhaka CWH	Keraniganj	0	40,053	0.0	46,015	20,193	2.3	293	77	3.8	3,547	3,265	1.1	0	104	0.0
147	Dhaka CWH	Lohajang	3,840	12,779	0.3	22,770	7,278	3.1	32	5	6.4	1,017	528	1.9	600	42	14.3
148	Dhaka CWH	Manikganj Sadar	1,800	30,597	0.1	50,280	11,737	4.3	95	18	5.3	1,157	972	1.2	300	103	2.9
149	Dhaka CWH	Manohardi	2,600	14,558	0.2	27,010	9,734	2.8	116	27	4.3	2,681	1,468	1.8	876	33	26.5
150	Dhaka CWH	Mirpur	1,500	142,024	0.0	51,370	34,524	1.5	440	291	1.5	16,209	8,905	1.8	790	355	2.2

SL	Warehouse Name	Upazila Name	Condom			Shukhi			IUD			Injectables			Implant		
			CBL	AMD	MOS	CBL	AMD	MOS	CBL	AMD	MOS	CBL	AMD	MOS	CBL	AMD	MOS
151	Dhaka CWH	Munshiganj Sadar	12,072	27,472	0.4	34,570	15,330	2.3	43	12	3.6	3,106	1,439	2.2	300	34	8.8
152	Dhaka CWH	Narayanganj Sadar	1,218	73,291	0.0	18,870	43,048	0.4	136	20	6.8	13,392	6,520	2.1	600	100	6.0
153	Dhaka CWH	Narsingdi Sadar	56,316	38,075	1.5	75,950	37,462	2.0	287	87	3.3	7,008	6,324	1.1	1,200	68	17.6
154	Dhaka CWH	Nawabganj	0	17,240	0.0	14,745	11,472	1.3	107	19	5.6	1,100	802	1.4	300	48	6.3
155	Dhaka CWH	Palash	9,600	15,036	0.6	17,100	11,699	1.5	84	10	8.4	1,600	997	1.6	100	36	2.8
156	Dhaka CWH	Roypura	264	40,669	0.0	63,070	22,892	2.8	159	44	3.6	6,186	3,345	1.8	800	51	15.7
157	Dhaka CWH	Rupganj	41,068	36,024	1.1	1,390	28,594	0.0	147	25	5.9	5,755	2,530	2.3	600	50	12.0
158	Dhaka CWH	Saturia	4,700	17,715	0.3	11,170	9,346	1.2	86	26	3.3	1,282	613	2.1	600	51	11.8
159	Dhaka CWH	Savar	87,300	83,427	1.0	63,930	23,171	2.8	234	76	3.1	6,129	3,492	1.8	300	97	3.1
160	Dhaka CWH	Serajdikhan	16,016	17,783	0.9	25,900	13,649	1.9	125	16	7.8	1,665	845	2.0	600	32	18.8
161	Dhaka CWH	Shibalaya	6,900	12,448	0.6	12,430	8,249	1.5	73	7	10.4	1,500	900	1.7	200	32	6.3
162	Dhaka CWH	Shibpur	7,968	16,259	0.5	28,900	12,424	2.3	128	8	16.0	3,435	1,556	2.2	600	32	18.8
163	Dhaka CWH	Singair	29,132	24,539	1.2	46,870	13,520	3.5	60	13	4.6	1,166	862	1.4	300	42	7.1
164	Dhaka CWH	Sonargaon	6,209	25,366	0.2	16,400	19,962	0.8	72	17	4.2	5,158	2,739	1.9	800	45	17.8
165	Dhaka CWH	Sreenagar	0	15,912	0.0	16,620	11,188	1.5	95	13	7.3	1,202	718	1.7	900	43	20.9
166	Dhaka CWH	Sreepur	47,660	28,207	1.7	24,530	19,776	1.2	90	20	4.5	2,789	1,391	2.0	600	90	6.7
167	Dhaka CWH	Tejgaon	2,100	164,036	0.0	223,475	67,497	3.3	1,169	552	2.1	17,381	12,426	1.4	3,830	830	4.6
168	Dhaka CWH	Tongi	10,948	23,129	0.5	22,915	8,053	2.8	115	19	6.1	1,583	767	2.1	380	46	8.3
169	Dhaka CWH	Tongibari	306	12,532	0.0	21,780	8,425	2.6	110	4	27.5	607	474	1.3	600	14	42.9
170	Dinajpur RWH	Atwari	10,162	2,829	3.6	25,250	5,000	5.1	105	4	26.3	2,181	809	2.7	100	15	6.7
171	Dinajpur RWH	Baliadangi	12,200	3,337	3.7	21,220	6,045	3.5	95	4	23.8	2,653	1,588	1.7	200	31	6.5
172	Dinajpur RWH	Biral	16,526	8,158	2.0	23,330	10,705	2.2	145	5	29.0	3,398	1,015	3.3	210	45	4.7
173	Dinajpur RWH	Birampur	2,100	6,337	0.3	11,480	6,896	1.7	31	12	2.6	361	383	0.9	100	47	2.1
174	Dinajpur RWH	Birganj	9,000	10,420	0.9	6,720	15,381	0.4	98	6	16.3	1,752	1,768	1.0	50	94	0.5
175	Dinajpur RWH	Bochaganj	11,264	4,737	2.4	19,350	7,037	2.7	95	14	6.8	2,066	547	3.8	0	53	0.0

SL	Warehouse Name	Upazila Name	Condom			Shukhi			IUD			Injectables			Implant		
			CBL	AMD	MOS	CBL	AMD	MOS	CBL	AMD	MOS	CBL	AMD	MOS	CBL	AMD	MOS
176	Dinajpur RWH	Boda	8,200	8,462	1.0	620	13,587	0.0	91	5	18.2	1,912	2,286	0.8	200	68	2.9
177	Dinajpur RWH	Chirirbandar	11,055	8,941	1.2	11,595	14,268	0.8	23	8	2.9	1,933	1,268	1.5	50	110	0.5
178	Dinajpur RWH	Debiganj	26,000	6,342	4.1	28,800	11,366	2.5	207	11	18.8	8,544	2,668	3.2	50	31	1.6
179	Dinajpur RWH	Dinajpur Sadar	63,600	15,533	4.1	16,960	11,059	1.5	199	21	9.5	3,988	1,957	2.0	0	146	0.0
180	Dinajpur RWH	Fulbari	4,536	9,838	0.5	11,760	7,560	1.6	56	15	3.7	693	566	1.2	50	27	1.9
181	Dinajpur RWH	Haripur	8,900	4,431	2.0	18,510	5,915	3.1	100	9	11.1	2,991	756	4.0	50	15	3.3
182	Dinajpur RWH	Kaharole	8,100	3,449	2.3	14,020	9,046	1.5	49	5	9.8	1,307	600	2.2	100	44	2.3
183	Dinajpur RWH	Khansama	26,038	4,333	6.0	11,030	11,797	0.9	266	5	53.2	6,334	1,655	3.8	0	58	0.0
184	Dinajpur RWH	Nawabganj	14,000	9,327	1.5	37,740	8,866	4.3	93	4	23.3	908	1,132	0.8	100	41	2.4
185	Dinajpur RWH	Panchagarh Sadar	7,496	11,284	0.7	7,110	11,694	0.6	63	11	5.7	2,508	2,346	1.1	50	26	1.9
186	Dinajpur RWH	Parbatipur	27,840	16,440	1.7	36,720	13,086	2.8	129	12	10.8	4,287	1,580	2.7	50	86	0.6
187	Dinajpur RWH	Pirganj	16,200	9,523	1.7	24,480	10,719	2.3	178	21	8.5	4,215	997	4.2	0	74	0.0
188	Dinajpur RWH	Ranisankail	17,508	5,054	3.5	9,610	12,031	0.8	107	4	26.8	5,151	1,045	4.9	200	39	5.1
189	Dinajpur RWH	Tentulia	6,348	5,523	1.1	7,740	5,813	1.3	45	10	4.5	1,224	535	2.3	100	24	4.2
190	Dinajpur RWH	Thakurgaon Sadar	8,700	16,589	0.5	14,780	20,559	0.7	130	12	10.8	4,415	4,721	0.9	0	139	0.0
191	Faridpur RWH	Alfadanga	14,652	8,604	1.7	6,465	4,196	1.5	122	8	15.3	0	570	0.0	300	44	6.8
192	Faridpur RWH	Baliakandi	34,620	14,199	2.4	9,600	10,793	0.9	56	7	8.0	1,210	841	1.4	300	67	4.5
193	Faridpur RWH	Bhanga	40,425	26,235	1.5	23,287	14,855	1.6	220	37	5.9	921	951	1.0	300	100	3.0
194	Faridpur RWH	Bhedarganj	23,572	8,520	2.8	13,200	7,311	1.8	139	17	8.2	1,338	1,537	0.9	400	25	16.0
195	Faridpur RWH	Boalmari	15,421	13,961	1.1	19,100	11,038	1.7	95	7	13.6	161	1,085	0.1	400	70	5.7
196	Faridpur RWH	Char Bhadrasan	12,338	9,827	1.3	1,160	3,032	0.4	14	5	2.8	98	267	0.4	100	13	7.7
197	Faridpur RWH	Damudya	10,428	4,910	2.1	13,510	2,849	4.7	132	13	10.2	1,000	318	3.1	100	11	9.1
198	Faridpur RWH	Faridpur Sadar	12	39,448	0.0	5,360	19,336	0.3	109	23	4.7	1,324	2,722	0.5	556	124	4.5
199	Faridpur RWH	Goalanda	74,208	7,299	10.2	4,440	4,683	0.9	20	6	3.3	784	667	1.2	250	26	9.6
200	Faridpur RWH	Gopalganj Sadar	8,470	36,267	0.2	21,000	15,521	1.4	94	26	3.6	1,199	1,316	0.9	400	176	2.3

SL	Warehouse Name	Upazila Name	Condom			Shukhi			IUD			Injectables			Implant		
			CBL	AMD	MOS	CBL	AMD	MOS	CBL	AMD	MOS	CBL	AMD	MOS	CBL	AMD	MOS
201	Faridpur RWH	Gosairhat	140,640	8,185	17.2	10,955	6,793	1.6	115	20	5.8	370	878	0.4	300	25	12.0
202	Faridpur RWH	Kalkini	1,800	21,160	0.1	13,505	13,642	1.0	209	19	11.0	584	1,404	0.4	50	24	2.1
203	Faridpur RWH	Kalukhali	42,620	9,246	4.6	715	7,955	0.1	5	8	0.6	414	613	0.7	0	36	0.0
204	Faridpur RWH	Kashiani	11,520	17,625	0.7	7,250	9,002	0.8	5	9	0.6	268	832	0.3	0	44	0.0
205	Faridpur RWH	Kotalipara	28,200	11,587	2.4	48,630	10,874	4.5	56	7	8.0	10	827	0.0	150	78	1.9
206	Faridpur RWH	Madaripur Sadar	631	21,158	0.0	15,860	17,687	0.9	175	58	3.0	1,658	3,682	0.5	200	82	2.4
207	Faridpur RWH	Madhukhali	62,104	12,707	4.9	30,980	12,862	2.4	144	27	5.3	837	1,123	0.7	500	41	12.2
208	Faridpur RWH	Muksudpur	6,726	23,924	0.3	2,964	20,786	0.1	20	17	1.2	91	2,101	0.0	300	59	5.1
209	Faridpur RWH	Nagarkanda	13,631	15,287	0.9	10,335	9,080	1.1	176	21	8.4	750	550	1.4	250	49	5.1
210	Faridpur RWH	Naria	115,271	10,407	11.1	18,660	8,286	2.3	84	6	14.0	20	605	0.0	200	44	4.5
211	Faridpur RWH	Pangsha	7,800	16,177	0.5	16,010	11,966	1.3	43	19	2.3	1,026	1,295	0.8	300	48	6.3
212	Faridpur RWH	Rajbari Sadar	1,716	29,775	0.1	11,005	12,734	0.9	281	64	4.4	2,302	1,523	1.5	600	169	3.6
213	Faridpur RWH	Rajoir	1,536	10,886	0.1	8,245	10,047	0.8	44	2	22.0	170	973	0.2	0	43	0.0
214	Faridpur RWH	Sadarpur	14,208	18,253	0.8	5,015	6,019	0.8	20	5	4.0	78	700	0.1	100	34	2.9
215	Faridpur RWH	Saltha	13,944	11,653	1.2	2,860	9,307	0.3	105	17	6.2	333	574	0.6	200	40	5.0
216	Faridpur RWH	Shariatpur Sadar	19,636	9,858	2.0	4,795	7,622	0.6	165	42	3.9	56	753	0.1	50	83	0.6
217	Faridpur RWH	Shib Char	7,936	24,326	0.3	5,000	16,240	0.3	125	14	8.9	1,604	1,428	1.1	50	91	0.5
218	Faridpur RWH	Tungipara	25,096	11,288	2.2	19,490	6,415	3.0	24	7	3.4	32	518	0.1	400	31	12.9
219	Faridpur RWH	Zanjira	39,460	14,160	2.8	19,501	6,720	2.9	233	7	33.3	751	771	1.0	350	29	12.1
220	Jamalpur RWH	Bakshiganj	108	11,663	0.0	33,325	15,275	2.2	71	7	10.1	1,771	1,334	1.3	300	36	8.3
221	Jamalpur RWH	Char Rajibpur	3,360	9,725	0.3	33,370	2,705	12.3	24	8	3.0	874	729	1.2	90	46	2.0
222	Jamalpur RWH	Dewanganj	0	18,904	0.0	46,880	12,059	3.9	35	10	3.5	4,900	2,295	2.1	350	75	4.7
223	Jamalpur RWH	Islampur	7,172	32,096	0.2	46,855	19,335	2.4	104	20	5.2	3,178	1,883	1.7	250	49	5.1
224	Jamalpur RWH	Jamalpur Sadar	3,600	39,657	0.1	62,400	40,689	1.5	300	42	7.1	9,000	4,725	1.9	300	57	5.3
225	Jamalpur RWH	Jhenaigati	7,800	11,426	0.7	24,000	14,442	1.7	20	3	6.7	3,767	1,694	2.2	200	52	3.8

SL	Warehouse Name	Upazila Name	Condom			Shukhi			IUD			Injectables			Implant		
			CBL	AMD	MOS	CBL	AMD	MOS	CBL	AMD	MOS	CBL	AMD	MOS	CBL	AMD	MOS
226	Jamalpur RWH	Madarganj	300	11,757	0.0	26,880	12,381	2.2	80	13	6.2	1,050	678	1.5	150	58	2.6
227	Jamalpur RWH	Melandaha	3,900	18,888	0.2	29,520	18,574	1.6	70	14	5.0	2,320	1,500	1.5	200	40	5.0
228	Jamalpur RWH	Nakla	0	14,459	0.0	16,280	12,949	1.3	108	4	27.0	2,153	1,172	1.8	200	60	3.3
229	Jamalpur RWH	Nalitabari	7,026	15,253	0.5	31,450	17,287	1.8	84	8	10.5	2,422	1,448	1.7	100	47	2.1
230	Jamalpur RWH	Raumari	8,100	14,745	0.5	27,360	9,208	3.0	60	11	5.5	2,076	1,243	1.7	200	34	5.9
231	Jamalpur RWH	Sarishabari	1,500	32,608	0.0	42,720	17,362	2.5	120	19	6.3	2,870	1,725	1.7	200	44	4.5
232	Jamalpur RWH	Sherpur Sadar	2,000	27,896	0.1	40,910	27,490	1.5	109	17	6.4	6,570	4,030	1.6	150	47	3.2
233	Jamalpur RWH	Sreebardi	312	12,682	0.0	43,804	14,494	3.0	100	4	25.0	963	942	1.0	450	63	7.1
234	Jashore RWH	Abhaynagar	1,224	16,606	0.1	10,280	9,086	1.1	98	7	14.0	1,423	1,618	0.9	0	33	0.0
235	Jashore RWH	Bagher Para	732	13,061	0.1	19,560	9,349	2.1	70	5	14.0	2,081	1,152	1.8	100	29	3.4
236	Jashore RWH	Chaugachha	300	17,814	0.0	16,430	9,726	1.7	112	3	37.3	1,760	890	2.0	200	24	8.3
237	Jashore RWH	Harinakunda	72	10,643	0.0	6,225	8,639	0.7	77	11	7.0	1,018	834	1.2	100	34	2.9
238	Jashore RWH	Jashore Sadar	100	36,065	0.0	113,388	27,505	4.1	27	18	1.5	5,667	3,570	1.6	360	101	3.6
239	Jashore RWH	Jhenaidah Sadar	155	17,695	0.0	17,585	12,489	1.4	91	33	2.8	3,405	1,756	1.9	0	55	0.0
240	Jashore RWH	Jhikargachha	300	19,616	0.0	12,450	7,196	1.7	45	8	5.6	1,825	1,120	1.6	150	22	6.8
241	Jashore RWH	Kalia	288	16,054	0.0	14,010	10,515	1.3	110	16	6.9	1,402	884	1.6	300	56	5.4
242	Jashore RWH	Kaliganj	1,680	13,756	0.1	33,880	10,667	3.2	98	10	9.8	1,644	937	1.8	400	27	14.8
243	Jashore RWH	Keshabpur	600	13,643	0.0	21,195	11,127	1.9	177	12	14.8	4,002	2,051	2.0	300	40	7.5
244	Jashore RWH	Kotchandpur	5,400	7,587	0.7	9,070	5,471	1.7	25	7	3.6	1,125	653	1.7	500	25	20.0
245	Jashore RWH	Lohagara	300	14,901	0.0	34,130	15,782	2.2	120	19	6.3	4,520	2,124	2.1	650	39	16.7
246	Jashore RWH	Magura Sadar	192	24,157	0.0	18,660	21,776	0.9	255	52	4.9	3,315	2,619	1.3	200	111	1.8
247	Jashore RWH	Maheshpur	2,666	11,254	0.2	15,185	9,393	1.6	179	20	9.0	3,215	2,282	1.4	300	25	12.0
248	Jashore RWH	Manirampur	500	23,117	0.0	10,050	19,739	0.5	95	12	7.9	10,619	5,160	2.1	200	43	4.7
249	Jashore RWH	Mohammadpur	276	9,593	0.0	46,610	9,684	4.8	154	9	17.1	1,438	889	1.6	200	39	5.1
250	Jashore RWH	Narail Sadar	17	13,287	0.0	13,540	14,246	1.0	157	17	9.2	3,654	2,021	1.8	300	56	5.4

SL	Warehouse Name	Upazila Name	Condom			Shukhi			IUD			Injectables			Implant		
			CBL	AMD	MOS	CBL	AMD	MOS	CBL	AMD	MOS	CBL	AMD	MOS	CBL	AMD	MOS
251	Jashore RWH	Shailkupa	936	16,295	0.1	20,905	13,776	1.5	196	12	16.3	2,015	1,691	1.2	400	43	9.3
252	Jashore RWH	Shalikha	2,808	10,239	0.3	5,385	9,281	0.6	108	6	18.0	1,288	741	1.7	150	29	5.2
253	Jashore RWH	Sharsha	768	27,117	0.0	7,405	13,661	0.5	38	6	6.3	5,840	3,027	1.9	300	23	13.0
254	Jashore RWH	Sreepur	2,712	10,939	0.2	4,625	9,551	0.5	53	8	6.6	1,415	782	1.8	200	35	5.7
255	Khulna RWH	Assasuni	48	17,739	0.0	35,070	21,110	1.7	60	6	10.0	3,430	1,621	2.1	350	24	14.6
256	Khulna RWH	Bagerhat Sadar	35,400	20,000	1.8	50,780	14,085	3.6	130	18	7.2	6,006	1,318	4.6	75	59	1.3
257	Khulna RWH	Batiaghata	600	17,651	0.0	12,200	11,547	1.1	47	6	7.8	1,450	865	1.7	200	35	5.7
258	Khulna RWH	Chitalmari	300	15,615	0.0	164,830	9,873	16.7	76	6	12.7	2,625	1,299	2.0	200	32	6.3
259	Khulna RWH	Dacope	300	10,888	0.0	48,905	12,029	4.1	46	9	5.1	896	675	1.3	200	54	3.7
260	Khulna RWH	Daulatpur	6,000	27,540	0.2	30,334	14,625	2.1	100	14	7.1	12,100	2,371	5.1	400	34	11.8
261	Khulna RWH	Debhata	300	15,519	0.0	35,700	10,254	3.5	35	3	11.7	920	607	1.5	300	22	13.6
262	Khulna RWH	Dumuria	52,800	29,455	1.8	131,765	28,175	4.7	183	14	13.1	15,341	3,410	4.5	550	44	12.5
263	Khulna RWH	Fakirhat	200	10,578	0.0	81,470	7,280	11.2	69	4	17.3	2,388	497	4.8	300	19	15.8
264	Khulna RWH	Kachua	276	8,797	0.0	34,865	9,140	3.8	82	5	16.4	138	660	0.2	50	39	1.3
265	Khulna RWH	Kalarooa	420	30,610	0.0	91,260	10,208	8.9	82	4	20.5	392	1,319	0.3	300	25	12.0
266	Khulna RWH	Kaliganj	300	31,729	0.0	26,085	23,936	1.1	66	5	13.2	6,428	1,719	3.7	200	30	6.7
267	Khulna RWH	Khulna Sadar	92,440	57,160	1.6	135,470	15,293	8.9	228	63	3.6	9,092	3,339	2.7	330	32	10.3
268	Khulna RWH	Koyra	36,000	14,183	2.5	44,360	19,963	2.2	88	12	7.3	2,456	693	3.5	300	63	4.8
269	Khulna RWH	Mollahat	921	10,491	0.1	38,940	9,036	4.3	60	2	30.0	0	464	0.0	200	48	4.2
270	Khulna RWH	Mongla	0	12,232	0.0	12,780	9,330	1.4	95	6	15.8	170	628	0.3	200	19	10.5
271	Khulna RWH	Morrelganj	39,600	16,697	2.4	98,565	18,109	5.4	230	42	5.5	5,602	1,612	3.5	300	47	6.4
272	Khulna RWH	Paikgachha	26,100	14,173	1.8	54,345	19,968	2.7	66	11	6.0	430	1,040	0.4	450	54	8.3
273	Khulna RWH	Phultala	29,700	20,735	1.4	45,570	6,073	7.5	70	20	3.5	3,455	740	4.7	200	48	4.2
274	Khulna RWH	Rampal	200	16,848	0.0	25,310	12,462	2.0	49	4	12.3	1,900	508	3.7	0	30	0.0
275	Khulna RWH	Rupsa	1,200	12,678	0.1	21,660	9,987	2.2	56	12	4.7	1,343	472	2.8	200	32	6.3

SL	Warehouse Name	Upazila Name	Condom			Shukhi			IUD			Injectables			Implant		
			CBL	AMD	MOS	CBL	AMD	MOS	CBL	AMD	MOS	CBL	AMD	MOS	CBL	AMD	MOS
276	Khulna RWH	Sarankhola	28,800	8,514	3.4	23,220	6,440	3.6	70	3	23.3	1,735	934	1.9	400	54	7.4
277	Khulna RWH	Satkhira Sadar	1,522	50,313	0.0	38,295	21,928	1.7	115	5	23.0	11,422	3,248	3.5	390	33	11.8
278	Khulna RWH	Shyamnagar	0	22,163	0.0	180	26,485	0.0	52	6	8.7	2,014	1,283	1.6	200	80	2.5
279	Khulna RWH	Tala	54,300	22,360	2.4	19,605	22,254	0.9	129	36	3.6	5,680	2,680	2.1	300	46	6.5
280	Khulna RWH	Terokhada	29,400	12,929	2.3	21,570	7,337	2.9	90	5	18.0	878	437	2.0	100	28	3.6
281	Kushtia RWH	Alamdanga	21,708	19,881	1.1	18,575	16,319	1.1	51	11	4.6	3,078	2,080	1.5	0	55	0.0
282	Kushtia RWH	Bheramara	1,128	14,611	0.1	10,170	7,995	1.3	40	4	10.0	2,053	1,075	1.9	10	38	0.3
283	Kushtia RWH	Chuadanga Sadar	14,700	31,134	0.5	13,365	12,330	1.1	84	14	6.0	3,868	3,281	1.2	100	40	2.5
284	Kushtia RWH	Damurhuda	14,516	21,470	0.7	14,275	12,537	1.1	58	12	4.8	4,108	3,229	1.3	50	50	1.0
285	Kushtia RWH	Daulatpur	900	35,567	0.0	23,700	17,914	1.3	204	4	51.0	6,703	3,678	1.8	0	25	0.0
286	Kushtia RWH	Gangni	0	25,276	0.0	16,420	10,754	1.5	85	9	9.4	7,490	4,023	1.9	400	27	14.8
287	Kushtia RWH	Jiban Nagar	19,000	5,197	3.7	13,775	5,863	2.3	142	16	8.9	334	1,344	0.2	100	28	3.6
288	Kushtia RWH	Khoksa	300	15,390	0.0	8,935	8,275	1.1	40	2	20.0	217	408	0.5	50	16	3.1
289	Kushtia RWH	Kumarkhali	300	25,954	0.0	13,070	13,595	1.0	62	6	10.3	2,493	1,626	1.5	200	38	5.3
290	Kushtia RWH	Kushtia Sadar	1,200	43,072	0.0	25,340	26,777	0.9	167	23	7.3	6,482	3,575	1.8	240	49	4.9
291	Kushtia RWH	Meherpur Sadar	1,720	24,632	0.1	25,110	7,761	3.2	102	11	9.3	4,205	2,256	1.9	150	17	8.8
292	Kushtia RWH	Mirpur	1,500	25,123	0.1	15,080	14,025	1.1	42	3	14.0	4,124	1,925	2.1	150	32	4.7
293	Kushtia RWH	Mujib Nagar	36	8,561	0.0	5,400	2,359	2.3	37	3	12.3	1,960	944	2.1	50	12	4.2
294	Mymensingh RWH	Atpara	13,620	5,804	2.3	4,390	10,353	0.4	98	5	19.6	1,619	675	2.4	100	39	2.6
295	Mymensingh RWH	Austagram	28,500	7,946	3.6	17,960	6,723	2.7	200	16	12.5	2,465	777	3.2	250	20	12.5
296	Mymensingh RWH	Bajitpur	37,575	12,190	3.1	22,550	12,096	1.9	79	9	8.8	1,350	728	1.9	100	39	2.6
297	Mymensingh RWH	Barhatta	22,132	11,061	2.0	15,810	15,383	1.0	116	6	19.3	3,691	1,421	2.6	200	51	3.9
298	Mymensingh RWH	Bhairab	54,482	20,475	2.7	18,980	12,872	1.5	100	17	5.9	3,153	1,374	2.3	300	68	4.4
299	Mymensingh RWH	Bhaluka	8,300	35,826	0.2	12,480	31,491	0.4	227	51	4.5	2,215	1,576	1.4	200	57	3.5
300	Mymensingh RWH	Dharampasha	40,588	16,612	2.4	49,010	14,640	3.3	150	14	10.7	3,394	1,433	2.4	300	115	2.6

SL	Warehouse Name	Upazila Name	Condom			Shukhi			IUD			Injectables			Implant		
			CBL	AMD	MOS	CBL	AMD	MOS	CBL	AMD	MOS	CBL	AMD	MOS	CBL	AMD	MOS
301	Mymensingh RWH	Dhobaura	10,700	11,990	0.9	7,880	12,950	0.6	121	6	20.2	2,550	1,207	2.1	150	20	7.5
302	Mymensingh RWH	Durgapur	24,400	20,663	1.2	11,520	16,600	0.7	78	5	15.6	5,037	2,363	2.1	200	49	4.1
303	Mymensingh RWH	Fulbaria	46,800	23,113	2.0	32,185	34,091	0.9	121	31	3.9	3,960	1,599	2.5	300	44	6.8
304	Mymensingh RWH	Gaffargaon	22,152	30,040	0.7	23,500	27,437	0.9	251	31	8.1	4,252	2,131	2.0	150	69	2.2
305	Mymensingh RWH	Gauripur	51,372	11,960	4.3	64,680	22,312	2.9	106	15	7.1	3,468	1,834	1.9	200	33	6.1
306	Mymensingh RWH	Haluaghat	35,820	12,606	2.8	22,042	19,685	1.1	57	12	4.8	2,215	1,545	1.4	150	39	3.8
307	Mymensingh RWH	Hossainpur	14,290	6,913	2.1	11,550	8,783	1.3	57	13	4.4	2,314	737	3.1	300	43	7.0
308	Mymensingh RWH	Ishwarganj	11,628	18,586	0.6	103,710	43,809	2.4	65	5	13.0	4,149	2,025	2.0	300	41	7.3
309	Mymensingh RWH	Itna	17,228	4,921	3.5	13,950	8,086	1.7	100	26	3.8	510	177	2.9	150	34	4.4
310	Mymensingh RWH	Kalmakanda	33,540	23,740	1.4	16,455	21,332	0.8	65	4	16.3	2,996	1,264	2.4	200	61	3.3
311	Mymensingh RWH	Karimganj	25,692	13,500	1.9	61,545	16,650	3.7	151	14	10.8	2,578	930	2.8	200	95	2.1
312	Mymensingh RWH	Katiadi	41,700	16,576	2.5	13,590	13,221	1.0	72	20	3.6	1,341	1,250	1.1	200	38	5.3
313	Mymensingh RWH	Kendua	29,144	18,195	1.6	48,690	24,124	2.0	94	11	8.5	2,758	1,386	2.0	426	67	6.4
314	Mymensingh RWH	Khaliajuri	18,546	7,228	2.6	8,270	6,121	1.4	140	2	70.0	1,150	471	2.4	300	27	11.1
315	Mymensingh RWH	Kishoreganj Sadar	42,612	26,401	1.6	60,980	24,474	2.5	417	54	7.7	5,004	2,229	2.2	250	59	4.2
316	Mymensingh RWH	Kuliar Char	27,900	8,617	3.2	16,255	8,680	1.9	80	5	16.0	1,804	747	2.4	300	54	5.6
317	Mymensingh RWH	Madan	30,340	11,982	2.5	10,530	12,342	0.9	95	3	31.7	2,122	728	2.9	250	57	4.4
318	Mymensingh RWH	Mithamain	29,364	8,921	3.3	21,795	7,915	2.8	101	7	14.4	776	262	3.0	250	28	8.9
319	Mymensingh RWH	Mohanganj	13,200	7,091	1.9	17,610	11,765	1.5	123	15	8.2	2,779	915	3.0	100	72	1.4
320	Mymensingh RWH	Muktagachha	56,112	24,983	2.2	46,320	32,331	1.4	199	20	10.0	3,914	2,233	1.8	300	47	6.4
321	Mymensingh RWH	Mymensingh Sadar	5,448	49,141	0.1	46,600	41,467	1.1	240	78	3.1	5,417	3,510	1.5	22	165	0.1
322	Mymensingh RWH	Nandail	21,300	13,603	1.6	72,090	40,670	1.8	55	17	3.2	5,668	2,248	2.5	300	30	10.0
323	Mymensingh RWH	Netrakona Sadar	35,418	24,966	1.4	11,600	25,294	0.5	57	7	8.1	4,891	2,672	1.8	400	120	3.3
324	Mymensingh RWH	Nikli	16,488	5,640	2.9	13,520	6,297	2.1	119	17	7.0	1,032	558	1.8	250	55	4.5
325	Mymensingh RWH	Pakundia	20,490	12,377	1.7	20,350	11,309	1.8	92	24	3.8	1,737	756	2.3	300	71	4.2

SL	Warehouse Name	Upazila Name	Condom			Shukhi			IUD			Injectables			Implant		
			CBL	AMD	MOS	CBL	AMD	MOS	CBL	AMD	MOS	CBL	AMD	MOS	CBL	AMD	MOS
326	Mymensingh RWH	Phulpur	300	28,749	0.0	1,510	49,356	0.0	146	28	5.2	6,248	3,286	1.9	300	133	2.3
327	Mymensingh RWH	Purbadhala	21,600	13,874	1.6	28,320	22,430	1.3	140	10	14.0	4,290	2,137	2.0	150	65	2.3
328	Mymensingh RWH	Tarail	24,812	11,877	2.1	30,275	12,107	2.5	135	20	6.8	2,295	716	3.2	250	43	5.8
329	Mymensingh RWH	Trishal	5,076	27,070	0.2	13,990	39,238	0.4	248	28	8.9	4,058	1,795	2.3	200	46	4.3
330	Noakhali RWH	Begumganj	9,600	23,956	0.4	3,085	12,867	0.2	263	90	2.9	834	2,198	0.4	10	115	0.1
331	Noakhali RWH	Chatkhil	16,860	6,419	2.6	9,515	5,178	1.8	187	25	7.5	195	1,021	0.2	201	38	5.3
332	Noakhali RWH	Chhagalnaiya	14,000	10,879	1.3	2,580	5,582	0.5	260	18	14.4	2	586	0.0	300	41	7.3
333	Noakhali RWH	Companiganj	3,498	8,156	0.4	6,345	5,220	1.2	180	11	16.4	1,859	1,068	1.7	400	51	7.8
334	Noakhali RWH	Daganbhuiyan	11,980	13,652	0.9	3,030	5,753	0.5	192	21	9.1	465	946	0.5	300	60	5.0
335	Noakhali RWH	Feni Sadar	64,900	33,509	1.9	18,750	13,515	1.4	498	153	3.3	2,137	3,168	0.7	630	106	5.9
336	Noakhali RWH	Fulgazi	13,188	4,799	2.7	8,235	2,557	3.2	265	14	18.9	452	395	1.1	500	21	23.8
337	Noakhali RWH	Hatiya	3,336	22,167	0.2	13,779	19,882	0.7	579	93	6.2	1,372	3,288	0.4	400	138	2.9
338	Noakhali RWH	Kabirhat	15,804	10,739	1.5	7,057	5,954	1.2	130	17	7.6	370	1,362	0.3	10	71	0.1
339	Noakhali RWH	Kamalnagar	23,004	6,849	3.4	8,875	5,960	1.5	199	42	4.7	2,462	3,086	0.8	5	64	0.1
340	Noakhali RWH	Lakshmpur Sadar	5,220	18,584	0.3	1,370	12,408	0.1	125	39	3.2	300	5,511	0.1	400	50	8.0
341	Noakhali RWH	Noakhali Sadar	33,900	28,922	1.2	13,015	9,352	1.4	362	91	4.0	2,010	2,981	0.7	300	120	2.5
342	Noakhali RWH	Parshuram	9,657	3,768	2.6	3,850	2,733	1.4	192	13	14.8	675	349	1.9	500	34	14.7
343	Noakhali RWH	Ramganj	17,600	13,244	1.3	10,810	6,105	1.8	135	9	15.0	10	1,932	0.0	300	27	11.1
344	Noakhali RWH	Ramgati	30,943	5,156	6.0	4,240	5,749	0.7	150	21	7.1	2,398	2,913	0.8	0	105	0.0
345	Noakhali RWH	Roypur	18,320	3,537	5.2	11,840	6,052	2.0	166	44	3.8	1,428	1,199	1.2	100	59	1.7
346	Noakhali RWH	Senbagh	14,600	10,897	1.3	16,045	7,031	2.3	237	15	15.8	801	1,519	0.5	50	46	1.1
347	Noakhali RWH	Sonagazi	29,558	14,583	2.0	12,790	7,986	1.6	136	29	4.7	2,180	1,736	1.3	400	47	8.5
348	Noakhali RWH	Sonaimuri	10,900	13,227	0.8	5,020	5,945	0.8	104	24	4.3	2,198	1,807	1.2	70	52	1.3
349	Noakhali RWH	Subarnachar	8,300	12,845	0.6	320	8,053	0.0	240	16	15.0	35	1,575	0.0	300	107	2.8
350	Pabna RWH	Atgharia	3,756	11,740	0.3	41,215	8,021	5.1	4	13	0.3	1,490	389	3.8	50	33	1.5

SL	Warehouse Name	Upazila Name	Condom			Shukhi			IUD			Injectables			Implant		
			CBL	AMD	MOS	CBL	AMD	MOS	CBL	AMD	MOS	CBL	AMD	MOS	CBL	AMD	MOS
351	Pabna RWH	Belkuchi	6,596	39,057	0.2	1,105	16,171	0.1	82	6	13.7	3,917	1,784	2.2	200	17	11.8
352	Pabna RWH	Bera	16,000	11,118	1.4	10,270	13,425	0.8	168	62	2.7	4,618	1,360	3.4	250	27	9.3
353	Pabna RWH	Bhangura	36,312	9,799	3.7	4,890	5,656	0.9	37	7	5.3	784	180	4.4	60	21	2.9
354	Pabna RWH	Chatmohar	10,800	33,777	0.3	28,920	24,772	1.2	306	20	15.3	6,000	1,846	3.3	200	41	4.9
355	Pabna RWH	Faridpur	15,168	10,084	1.5	1,640	6,712	0.2	154	12	12.8	1,928	1,146	1.7	50	34	1.5
356	Pabna RWH	Ishwardi	456	28,677	0.0	56,605	17,179	3.3	122	17	7.2	4,343	1,325	3.3	400	62	6.5
357	Pabna RWH	Kamarkhanda	24,394	16,383	1.5	11,090	8,429	1.3	216	15	14.4	2,215	966	2.3	100	19	5.3
358	Pabna RWH	Kazipur	29,600	33,478	0.9	30,215	13,029	2.3	335	89	3.8	7,360	2,636	2.8	300	75	4.0
359	Pabna RWH	Pabna Sadar	4,100	54,785	0.1	25,300	29,222	0.9	343	92	3.7	10,100	7,328	1.4	300	90	3.3
360	Pabna RWH	Royganj	100	26,202	0.0	25,200	21,445	1.2	151	25	6.0	2,484	1,649	1.5	400	22	18.2
361	Pabna RWH	Santhia	3,000	20,638	0.1	16,885	18,560	0.9	84	20	4.2	5,900	3,537	1.7	50	62	0.8
362	Pabna RWH	Shahjadpur	44	35,420	0.0	2,805	18,192	0.2	377	67	5.6	8,023	4,159	1.9	300	124	2.4
363	Pabna RWH	Sirajganj Sadar	2,700	51,246	0.1	8,035	23,496	0.3	180	41	4.4	13,676	5,042	2.7	350	33	10.6
364	Pabna RWH	Sujanagar	4,872	14,913	0.3	40,525	10,368	3.9	113	17	6.6	3,265	1,637	2.0	150	64	2.3
365	Pabna RWH	Tarash	13,800	19,499	0.7	5,670	15,608	0.4	228	52	4.4	2,644	1,362	1.9	100	23	4.3
366	Pabna RWH	Ullah Para	3,600	44,846	0.1	3,480	29,023	0.1	311	97	3.2	10,573	3,745	2.8	300	24	12.5
367	Patuakhali RWH	Amtali	365	15,326	0.0	7,465	19,270	0.4	153	6	25.5	4,457	2,425	1.8	100	120	0.8
368	Patuakhali RWH	Bamna	4,572	4,468	1.0	4,260	4,407	1.0	85	4	21.3	459	283	1.6	100	54	1.9
369	Patuakhali RWH	Barguna Sadar	3,600	9,703	0.4	7,835	13,132	0.6	130	40	3.3	7,250	3,712	2.0	200	107	1.9
370	Patuakhali RWH	Bauphal	0	13,117	0.0	1,940	18,323	0.1	89	14	6.4	1,706	2,318	0.7	50	46	1.1
371	Patuakhali RWH	Betagi	4,400	6,574	0.7	9,330	5,230	1.8	65	10	6.5	985	757	1.3	400	29	13.8
372	Patuakhali RWH	Dashmina	980	7,059	0.1	4,760	7,818	0.6	31	4	7.8	792	1,495	0.5	200	59	3.4
373	Patuakhali RWH	Dumki	1,056	6,068	0.2	5,140	3,492	1.5	50	5	10.0	861	432	2.0	100	14	7.1
374	Patuakhali RWH	Galachipa	632	18,035	0.0	220	23,747	0.0	62	22	2.8	1,421	4,786	0.3	50	101	0.5
375	Patuakhali RWH	Kalapara	3,680	16,511	0.2	5,860	16,450	0.4	88	9	9.8	3,922	2,871	1.4	0	41	0.0

SL	Warehouse Name	Upazila Name	Condom			Shukhi			IUD			Injectables			Implant		
			CBL	AMD	MOS	CBL	AMD	MOS	CBL	AMD	MOS	CBL	AMD	MOS	CBL	AMD	MOS
376	Patuakhali RWH	Mirzaganj	4,784	7,240	0.7	6,410	7,146	0.9	32	4	8.0	1,013	615	1.6	100	19	5.3
377	Patuakhali RWH	Patharghata	3,600	9,145	0.4	7,226	11,418	0.6	128	15	8.5	2,435	1,658	1.5	200	63	3.2
378	Patuakhali RWH	Patuakhali Sadar	858	21,586	0.0	8,440	17,407	0.5	263	67	3.9	5,325	3,679	1.4	295	115	2.6
379	Rajshahi RWH	Bagatipara	120	21,719	0.0	25,295	7,866	3.2	41	3	13.7	346	387	0.9	250	48	5.2
380	Rajshahi RWH	Bagha	2,700	28,023	0.1	48,310	9,732	5.0	8	3	2.7	3,007	1,671	1.8	150	33	4.5
381	Rajshahi RWH	Baghmara	41,500	31,594	1.3	58,660	25,830	2.3	102	17	6.0	5,078	1,661	3.1	300	27	11.1
382	Rajshahi RWH	Baraigram	300	21,275	0.0	42,580	14,424	3.0	44	25	1.8	1,870	1,649	1.1	40	53	0.8
383	Rajshahi RWH	Bholahat	324	7,626	0.0	24,865	4,639	5.4	20	2	10.0	732	497	1.5	100	28	3.6
384	Rajshahi RWH	Boalia	57,600	41,570	1.4	26,880	5,322	5.1	164	26	6.3	4,500	1,972	2.3	210	110	1.9
385	Rajshahi RWH	Chapai Nababganj Sadar	10,500	46,517	0.2	25,955	13,183	2.0	62	28	2.2	3,645	2,782	1.3	50	29	1.7
386	Rajshahi RWH	Charghat	3,300	23,374	0.1	28,275	10,640	2.7	42	7	6.0	1,310	973	1.3	50	56	0.9
387	Rajshahi RWH	Durgapur	10,712	22,133	0.5	59,070	10,505	5.6	33	3	11.0	513	568	0.9	100	29	3.4
388	Rajshahi RWH	Godagari	28,500	24,115	1.2	48,950	13,006	3.8	50	3	16.7	3,905	2,129	1.8	50	37	1.4
389	Rajshahi RWH	Gomastapur	300	25,823	0.0	5,490	14,111	0.4	125	11	11.4	157	962	0.2	200	19	10.5
390	Rajshahi RWH	Gurudaspur	612	26,471	0.0	16,490	14,294	1.2	34	4	8.5	1,177	770	1.5	300	57	5.3
391	Rajshahi RWH	Lalpur	45,118	27,002	1.7	91,680	21,182	4.3	46	15	3.1	3,043	1,916	1.6	15	62	0.2
392	Rajshahi RWH	Mohanpur	8,368	15,285	0.5	29,615	8,413	3.5	68	3	22.7	873	1,238	0.7	150	20	7.5
393	Rajshahi RWH	Nachole	900	12,183	0.1	11,190	5,176	2.2	18	1	18.0	100	618	0.2	50	19	2.6
394	Rajshahi RWH	Natore Sadar	76,764	39,751	1.9	56,125	18,564	3.0	47	24	2.0	1,796	1,121	1.6	320	90	3.6
395	Rajshahi RWH	Paba	78,300	43,075	1.8	33,250	9,517	3.5	12	4	3.0	5,695	2,536	2.2	100	39	2.6
396	Rajshahi RWH	Puthia	36,501	21,207	1.7	28,161	11,981	2.4	43	7	6.1	1,984	1,140	1.7	200	19	10.5
397	Rajshahi RWH	Shibganj	300	44,642	0.0	29,760	23,484	1.3	25	8	3.1	3,725	2,023	1.8	200	56	3.6
398	Rajshahi RWH	Singra	43,234	28,404	1.5	19,588	25,624	0.8	178	14	12.7	4,360	1,218	3.6	501	119	4.2
399	Rajshahi RWH	Tanore	1,800	22,927	0.1	49,820	14,401	3.5	42	3	14.0	956	1,120	0.9	300	40	7.5
400	Rangamati RWH	Baghaichhari	32,208	11,561	2.8	14,565	6,856	2.1	52	10	5.2	1,329	464	2.9	218	43	5.1

SL	Warehouse Name	Upazila Name	Condom			Shukhi			IUD			Injectables			Implant		
			CBL	AMD	MOS	CBL	AMD	MOS	CBL	AMD	MOS	CBL	AMD	MOS	CBL	AMD	MOS
401	Rangamati RWH	Barkal	30,800	4,100	7.5	23,130	3,405	6.8	45	5	9.0	856	396	2.2	100	13	7.7
402	Rangamati RWH	Belai Chhari	6,145	1,847	3.3	7,293	2,135	3.4	8	3	2.7	607	161	3.8	50	32	1.6
403	Rangamati RWH	Jurai Chhari	9,600	1,713	5.6	8,085	2,008	4.0	40	5	8.0	364	143	2.5	100	16	6.3
404	Rangamati RWH	Kaptai	20,400	5,047	4.0	6,345	2,164	2.9	47	4	11.8	1,658	358	4.6	100	13	7.7
405	Rangamati RWH	Kawkhali (betbunia)	5,252	2,552	2.1	9,761	2,321	4.2	37	8	4.6	1,000	463	2.2	142	25	5.7
406	Rangamati RWH	Langadu	19,806	7,183	2.8	9,570	4,425	2.2	39	12	3.3	30	374	0.1	146	35	4.2
407	Rangamati RWH	Naniarchar	24,636	4,148	5.9	13,325	4,110	3.2	25	3	8.3	867	311	2.8	110	13	8.5
408	Rangamati RWH	Rajasthali	7,004	1,328	5.3	5,770	1,423	4.1	57	6	9.5	520	95	5.5	50	12	4.2
409	Rangamati RWH	Rangamati Sadar	20,380	8,127	2.5	13,196	6,357	2.1	256	49	5.2	1,384	602	2.3	80	48	1.7
410	Rangpur RWH	Aditmari	88,572	11,703	7.6	78,080	15,108	5.2	184	62	3.0	6,471	3,086	2.1	50	56	0.9
411	Rangpur RWH	Badarganj	25,974	9,426	2.8	62,910	17,983	3.5	120	23	5.2	4,575	2,071	2.2	350	58	6.0
412	Rangpur RWH	Bhurungamari	26,277	17,392	1.5	197,540	17,515	11.3	86	19	4.5	7,198	3,565	2.0	150	48	3.1
413	Rangpur RWH	Chilmari	14,132	11,755	1.2	117,740	8,350	14.1	42	27	1.6	2,189	1,068	2.0	50	55	0.9
414	Rangpur RWH	Dimla	113,676	8,133	14.0	97,530	20,453	4.8	137	47	2.9	3,900	2,154	1.8	300	37	8.1
415	Rangpur RWH	Domar	41,472	8,097	5.1	73,020	13,840	5.3	48	11	4.4	4,583	2,099	2.2	10	41	0.2
416	Rangpur RWH	Fulchhari	16,336	11,300	1.4	7,705	9,039	0.9	76	5	15.2	4,021	2,052	2.0	350	49	7.1
417	Rangpur RWH	Gaibandha Sadar	41,486	28,088	1.5	35,595	29,983	1.2	57	14	4.1	8,048	3,996	2.0	430	286	1.5
418	Rangpur RWH	Gangachara	29,491	12,929	2.3	34,080	19,928	1.7	101	35	2.9	8,602	4,799	1.8	200	67	3.0
419	Rangpur RWH	Gobindaganj	31,597	23,749	1.3	33,406	31,130	1.1	25	7	3.6	3,083	2,018	1.5	100	49	2.0
420	Rangpur RWH	Hatibandha	39,136	8,134	4.8	6,600	9,460	0.7	103	33	3.1	4,197	2,135	2.0	300	53	5.7
421	Rangpur RWH	Jaldhaka	52,788	16,672	3.2	77,920	24,194	3.2	57	21	2.7	7,396	3,968	1.9	200	39	5.1
422	Rangpur RWH	Kaliganj	25,460	6,356	4.0	19,870	9,243	2.1	138	60	2.3	3,061	1,541	2.0	0	46	0.0
423	Rangpur RWH	Kaunia	12,900	10,300	1.3	30,300	9,880	3.1	35	14	2.5	5,013	2,256	2.2	300	59	5.1
424	Rangpur RWH	Kishoreganj	66,300	5,237	12.7	103,580	15,368	6.7	75	23	3.3	2,511	1,559	1.6	200	39	5.1
425	Rangpur RWH	Kurigram Sadar	25,964	13,485	1.9	11,950	11,825	1.0	133	48	2.8	3,117	2,571	1.2	130	53	2.5

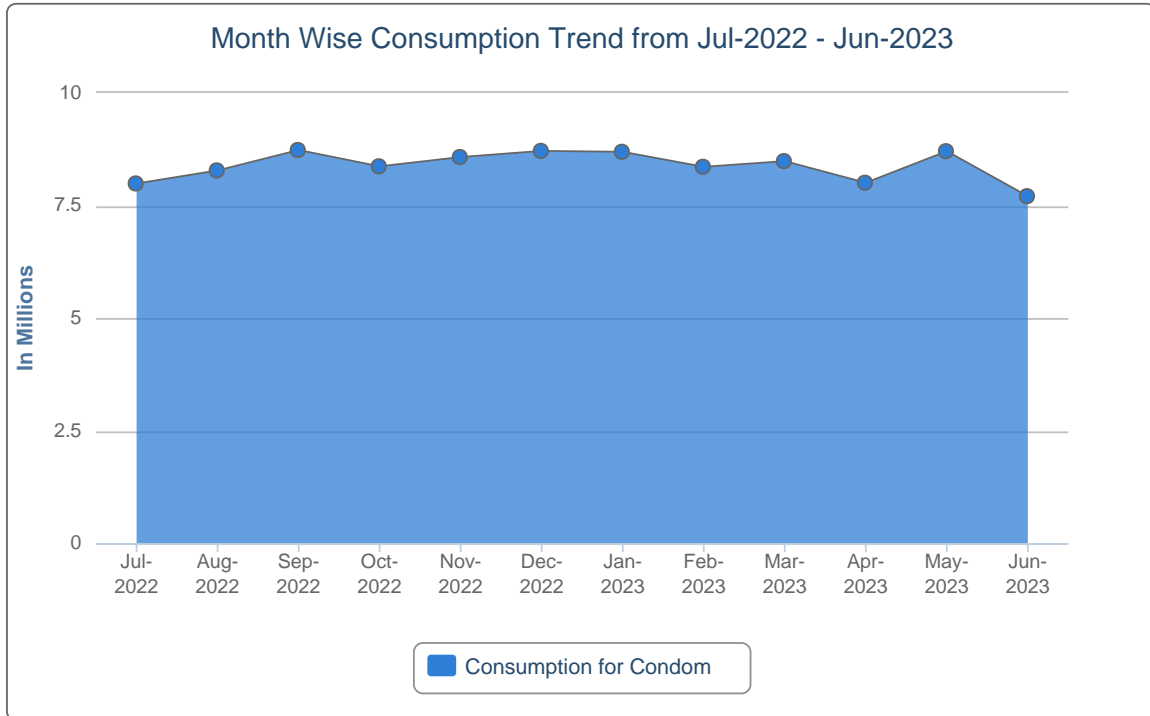
SL	Warehouse Name	Upazila Name	Condom			Shukhi			IUD			Injectables			Implant		
			CBL	AMD	MOS	CBL	AMD	MOS	CBL	AMD	MOS	CBL	AMD	MOS	CBL	AMD	MOS
426	Rangpur RWH	Lalmonirhat Sadar	12,136	9,726	1.2	57,760	14,699	3.9	57	18	3.2	5,828	2,996	1.9	0	62	0.0
427	Rangpur RWH	Mitha Pukur	33,600	16,092	2.1	41,324	22,308	1.9	22	4	5.5	5,506	2,391	2.3	100	71	1.4
428	Rangpur RWH	Nageshwari	32,052	15,097	2.1	111,000	26,348	4.2	66	31	2.1	9,718	4,274	2.3	100	99	1.0
429	Rangpur RWH	Nilphamari Sadar	34,032	12,943	2.6	54,560	28,791	1.9	136	60	2.3	6,538	3,600	1.8	300	55	5.5
430	Rangpur RWH	Palashbari	8,467	9,628	0.9	20,712	15,635	1.3	42	3	14.0	4,497	1,859	2.4	50	31	1.6
431	Rangpur RWH	Patgram	115,440	5,503	21.0	10,400	10,230	1.0	126	9	14.0	6,485	2,078	3.1	100	26	3.8
432	Rangpur RWH	Phulbari	16,900	6,870	2.5	57,120	11,270	5.1	140	83	1.7	4,860	2,686	1.8	300	46	6.5
433	Rangpur RWH	Pirgachha	20,700	12,228	1.7	62,260	13,348	4.7	151	39	3.9	5,425	2,226	2.4	200	75	2.7
434	Rangpur RWH	Pirganj	46,948	21,695	2.2	52,440	26,686	2.0	105	37	2.8	4,600	2,107	2.2	600	93	6.5
435	Rangpur RWH	Rajarhat	11,700	6,785	1.7	12,950	13,343	1.0	152	18	8.4	4,457	2,050	2.2	0	35	0.0
436	Rangpur RWH	Rangpur Sadar	44,200	28,502	1.6	40,860	19,612	2.1	135	31	4.4	5,987	2,830	2.1	150	189	0.8
437	Rangpur RWH	Sadullapur	29,904	20,446	1.5	28,900	22,079	1.3	56	7	8.0	4,909	3,618	1.4	50	62	0.8
438	Rangpur RWH	Saghata	23,748	15,570	1.5	35,850	22,214	1.6	73	7	10.4	2,866	1,673	1.7	50	52	1.0
439	Rangpur RWH	Saidpur	23,845	10,120	2.4	16,392	8,162	2.0	43	3	14.3	2,472	1,262	2.0	100	20	5.0
440	Rangpur RWH	Sundarganj	0	30,985	0.0	59,250	38,482	1.5	139	63	2.2	15,357	8,159	1.9	700	186	3.8
441	Rangpur RWH	Taraganj	26,184	8,592	3.0	29,885	8,435	3.5	28	4	7.0	2,096	1,191	1.8	300	158	1.9
442	Rangpur RWH	Ulipur	13,188	18,314	0.7	77,600	29,734	2.6	77	17	4.5	7,147	3,397	2.1	350	60	5.8
443	Sylhet RWH	Ajmiriganj	10,180	8,084	1.3	6,320	7,041	0.9	201	7	28.7	4,162	614	6.8	320	37	8.6
444	Sylhet RWH	Bahubal	10,696	6,736	1.6	8,295	6,839	1.2	44	15	2.9	814	694	1.2	100	44	2.3
445	Sylhet RWH	Balaganj	6,300	10,215	0.6	14,190	2,638	5.4	168	2	84.0	931	1,061	0.9	108	20	5.4
446	Sylhet RWH	Baniachong	10	10,775	0.0	13,438	9,779	1.4	135	16	8.4	2,091	848	2.5	150	97	1.5
447	Sylhet RWH	Barlekha	13,500	9,162	1.5	11,730	6,605	1.8	122	7	17.4	3,089	675	4.6	150	31	4.8
448	Sylhet RWH	Beani Bazar	3,900	11,314	0.3	12,645	3,953	3.2	93	8	11.6	4,490	694	6.5	305	53	5.8
449	Sylhet RWH	Bishwambarpur	12,188	10,020	1.2	14,630	8,189	1.8	140	5	28.0	1,965	1,111	1.8	50	25	2.0
450	Sylhet RWH	Bishwanath	8,000	10,208	0.8	9,800	4,159	2.4	56	8	7.0	559	745	0.8	200	29	6.9

SL	Warehouse Name	Upazila Name	Condom			Shukhi			IUD			Injectables			Implant		
			CBL	AMD	MOS	CBL	AMD	MOS	CBL	AMD	MOS	CBL	AMD	MOS	CBL	AMD	MOS
451	Sylhet RWH	Chhatak	12,576	13,088	1.0	10,101	8,073	1.3	259	27	9.6	1,388	756	1.8	200	61	3.3
452	Sylhet RWH	Chunarughat	7,845	7,958	1.0	3,910	8,680	0.5	270	7	38.6	746	1,143	0.7	401	58	6.9
453	Sylhet RWH	Companiganj	11,400	12,234	0.9	16,320	6,835	2.4	270	2	135.0	4,860	1,092	4.5	600	44	13.6
454	Sylhet RWH	Dakshin Sunamganj	5,588	9,246	0.6	6,520	5,812	1.1	111	10	11.1	2,002	763	2.6	110	41	2.7
455	Sylhet RWH	Dakshin Surma	0	28,204	0.0	20,700	8,506	2.4	198	6	33.0	3,670	1,097	3.3	200	40	5.0
456	Sylhet RWH	Derai	7,332	22,559	0.3	940	9,001	0.1	240	10	24.0	11	852	0.0	350	68	5.1
457	Sylhet RWH	Dowarabazar	9,368	8,820	1.1	18,693	8,897	2.1	262	2	131.0	4,095	797	5.1	300	68	4.4
458	Sylhet RWH	Fenchuganj	28,000	4,964	5.6	18,780	1,949	9.6	140	8	17.5	2,367	397	6.0	325	9	36.1
459	Sylhet RWH	Golapganj	266	18,131	0.0	8,200	4,967	1.7	180	14	12.9	3,738	724	5.2	300	28	10.7
460	Sylhet RWH	Gowainghat	3,000	18,770	0.2	15,220	9,386	1.6	83	6	13.8	7,475	3,013	2.5	300	55	5.5
461	Sylhet RWH	Habiganj Sadar	12,631	16,610	0.8	4,350	14,006	0.3	155	79	2.0	5,731	1,845	3.1	200	52	3.8
462	Sylhet RWH	Jagannathpur	6,696	12,029	0.6	5,950	7,325	0.8	54	7	7.7	1,704	569	3.0	407	57	7.1
463	Sylhet RWH	Jaintiapur	8,892	12,393	0.7	15,300	6,873	2.2	414	27	15.3	7,100	2,601	2.7	250	29	8.6
464	Sylhet RWH	Jamalganj	12,000	12,514	1.0	11,940	9,715	1.2	150	5	30.0	2,080	1,266	1.6	100	25	4.0
465	Sylhet RWH	Juri	10,200	8,531	1.2	11,970	5,342	2.2	140	22	6.4	180	451	0.4	400	77	5.2
466	Sylhet RWH	Kamalganj	7,200	11,487	0.6	23,070	8,959	2.6	215	13	16.5	3,885	832	4.7	200	55	3.6
467	Sylhet RWH	Kanaighat	8,748	25,761	0.3	32,780	12,384	2.6	277	5	55.4	5,681	2,796	2.0	250	27	9.3
468	Sylhet RWH	Kulaura	11,216	11,675	1.0	12,900	9,735	1.3	174	4	43.5	5,468	2,166	2.5	300	24	12.5
469	Sylhet RWH	Lakhai	11,112	5,469	2.0	6,410	5,860	1.1	53	10	5.3	2,805	594	4.7	250	66	3.8
470	Sylhet RWH	Madhabpur	28,700	8,497	3.4	14,913	12,836	1.2	228	12	19.0	5,008	799	6.3	104	54	1.9
471	Sylhet RWH	Maulvibazar Sadar	0	17,014	0.0	690	11,699	0.1	225	41	5.5	5,658	1,051	5.4	370	50	7.4
472	Sylhet RWH	Nabiganj	15,900	9,218	1.7	14,090	11,691	1.2	39	12	3.3	3,710	713	5.2	400	69	5.8
473	Sylhet RWH	Osmaninagar	1,304	10,547	0.1	1,230	3,230	0.4	161	2	80.5	1,005	775	1.3	300	31	9.7
474	Sylhet RWH	Rajnagar	7,200	12,008	0.6	20,570	10,576	1.9	151	9	16.8	5,920	1,153	5.1	150	46	3.3
475	Sylhet RWH	Sreemangal	2,700	14,138	0.2	70	13,336	0.0	92	24	3.8	1,017	1,601	0.6	50	87	0.6

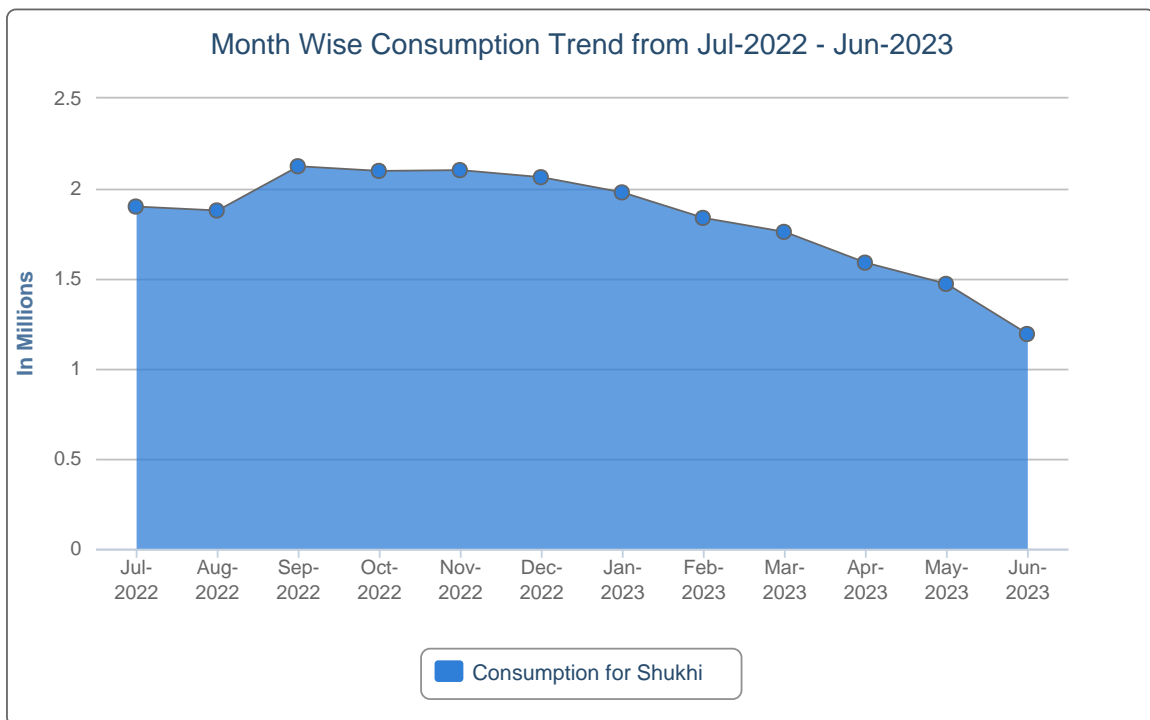
SL	Warehouse Name	Upazila Name	Condom			Shukhi			IUD			Injectables			Implant		
			CBL	AMD	MOS	CBL	AMD	MOS	CBL	AMD	MOS	CBL	AMD	MOS	CBL	AMD	MOS
476	Sylhet RWH	Sulla	4,260	10,296	0.4	12,620	5,207	2.4	120	2	60.0	560	471	1.2	350	47	7.4
477	Sylhet RWH	Sunamganj Sadar	15,432	10,873	1.4	5,960	8,322	0.7	200	35	5.7	877	1,289	0.7	150	40	3.8
478	Sylhet RWH	Sylhet Sadar	2,220	56,319	0.0	60,880	35,043	1.7	418	58	7.2	27,700	10,002	2.8	107	136	0.8
479	Sylhet RWH	Tahirpur	7,344	13,252	0.6	24,020	10,924	2.2	196	9	21.8	1,663	1,053	1.6	326	61	5.3
480	Sylhet RWH	Zakiganj	300	23,482	0.0	13,797	8,387	1.6	178	3	59.3	6,143	1,299	4.7	100	65	1.5
481	Tangail RWH	Basail	1,540	11,230	0.1	34,290	8,203	4.2	0	12	0.0	2,010	1,121	1.8	600	59	10.2
482	Tangail RWH	Bhuapur	100	14,700	0.0	18,510	11,563	1.6	528	9	58.7	476	1,478	0.3	700	55	12.7
483	Tangail RWH	Chauhali	204	12,909	0.0	22,450	7,639	2.9	461	11	41.9	4,366	1,162	3.8	1,000	39	25.6
484	Tangail RWH	Delduar	300	10,890	0.0	54,125	8,187	6.6	340	10	34.0	1,570	891	1.8	250	44	5.7
485	Tangail RWH	Dhanbari	0	8,249	0.0	61,860	8,025	7.7	173	14	12.4	3,983	1,560	2.6	600	26	23.1
486	Tangail RWH	Ghatail	900	20,534	0.0	76,750	22,133	3.5	540	11	49.1	1,700	3,394	0.5	500	44	11.4
487	Tangail RWH	Gopalpur	516	12,824	0.0	25,480	13,641	1.9	226	6	37.7	1,907	1,434	1.3	800	66	12.1
488	Tangail RWH	Kalihati	700	25,604	0.0	32,615	20,775	1.6	243	26	9.3	4,092	3,498	1.2	1,300	26	50.0
489	Tangail RWH	Madhupur	65,100	15,292	4.3	20,685	16,296	1.3	414	4	103.5	8,507	1,781	4.8	600	52	11.5
490	Tangail RWH	Mirzapur	180	19,101	0.0	59,990	25,497	2.4	541	13	41.6	2,306	1,437	1.6	500	68	7.4
491	Tangail RWH	Nagarpur	1,912	16,306	0.1	40,380	22,068	1.8	131	16	8.2	5,260	1,573	3.3	600	78	7.7
492	Tangail RWH	Sakhipur	300	11,166	0.0	740	20,482	0.0	50	4	12.5	600	1,119	0.5	300	27	11.1
493	Tangail RWH	Tangail Sadar	3,900	44,565	0.1	60,000	33,435	1.8	74	43	1.7	5,050	4,262	1.2	300	114	2.6

7. Month-wise Consumption Trend

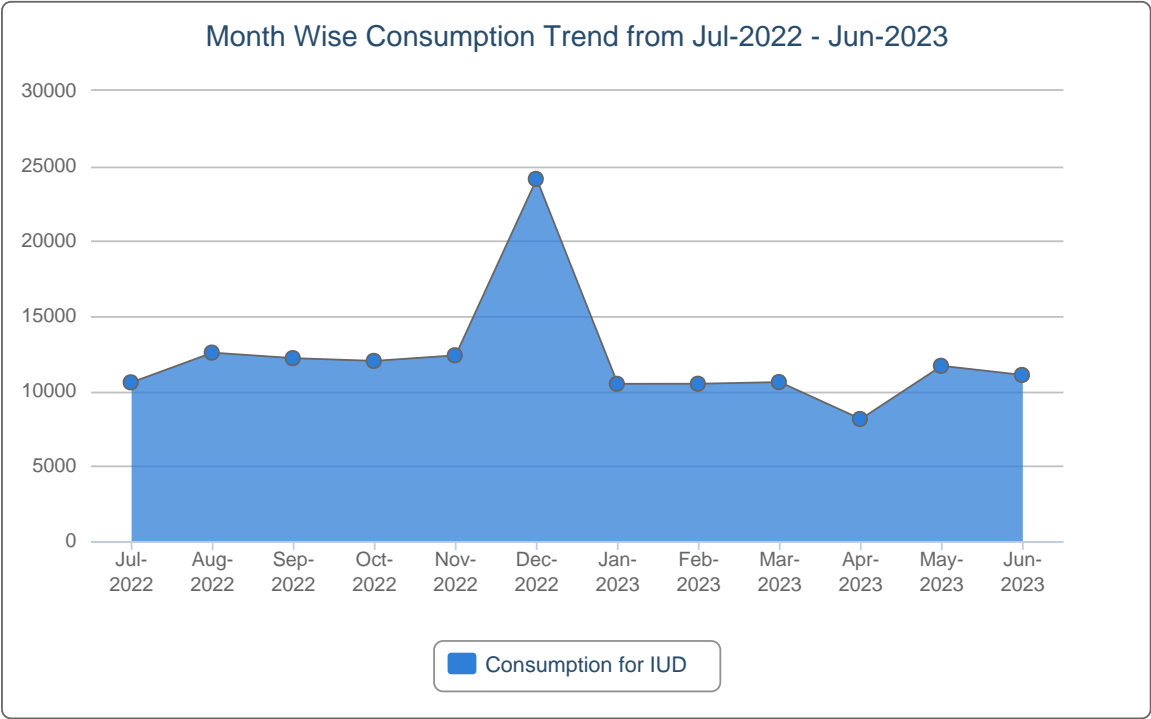
7(a).



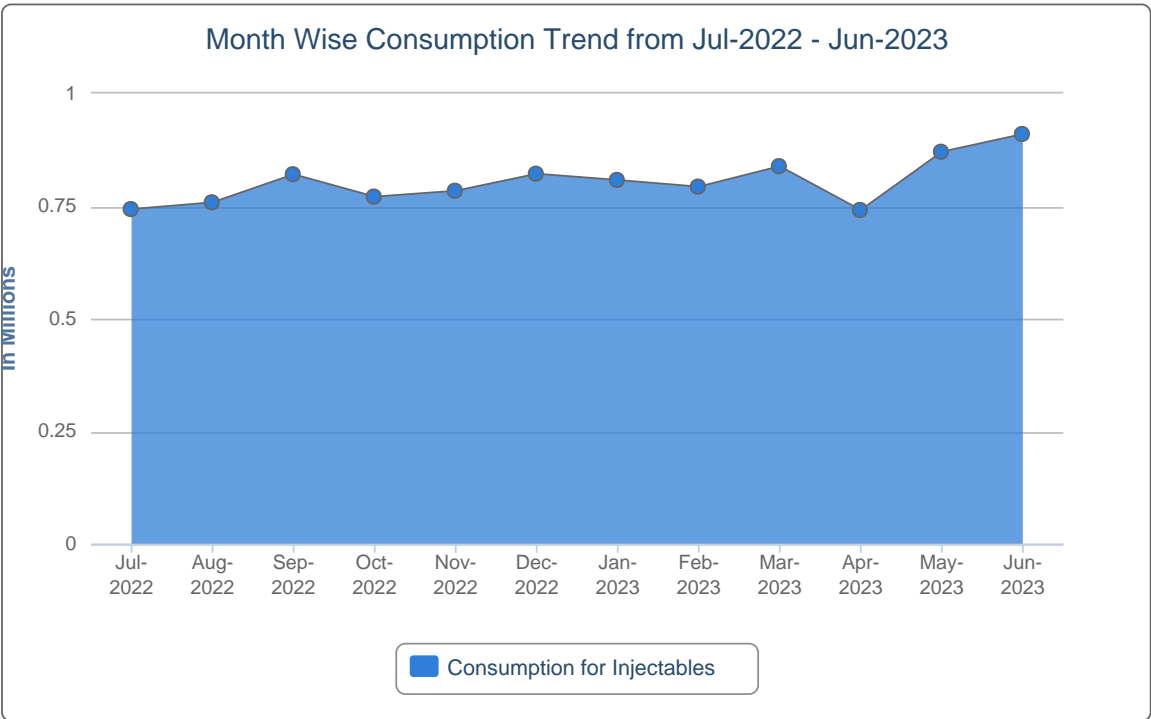
7(b).



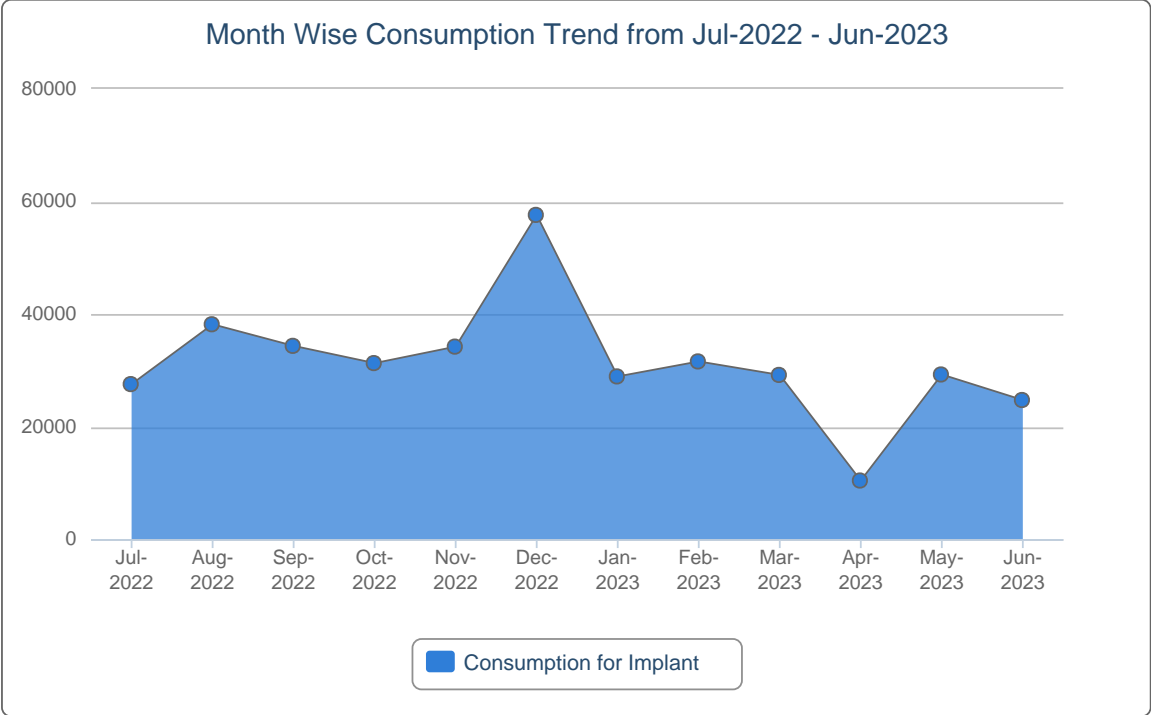
7(c).



7(d).



7(e).



8. Report on Upazila and Warehouse Having Stock Out in reported month

SL	Products Name	No of Stockout WH	% of Stockout WH	No of Stockout Upazila Store	% of Stockout Upazila Store	No of Stockout Upazila Field	% of Stockout Upazila Field
1	Condom	4	17%	19	4%	0	0%
2	Oral Pill (Total)	1	4%	1	0%	0	0%
3	IUD	0	0%	1	0%	0	0%
4	Injectables	0	0%	2	0%	0	0%
5	Implant (Total)	0	0%	-	-	0	0%

List of Stock Out Warehouses

SL	Commodity	Warehouse	Phone
1	Condom	Tangail RWH	0921-64316
2	Condom	Patuakhali RWH	02478881080
3	Condom	Sylhet RWH	0821-713246
4	Condom	Cumilla RWH	081-65203
5	Oral Pill (Total)	Dhaka CWH	0222281001

List of StockOut Upazilas

SL	Commodity	Warehouse	District	Upazila	Phone
1	Condom	Dhaka CWH	Dhaka	Dohar, Dhaka	01552351846
2	Condom	Dhaka CWH	Dhaka	Keraniganj, Dhaka	01722424638
3	Condom	Dhaka CWH	Dhaka	Nawabganj, Dhaka	01552351846
4	Condom	Dhaka CWH	Gazipur	Gazipur Sadar, Gazipur	01912144861
5	Condom	Dhaka CWH	Gazipur	Kaliganj, Gazipur	01970107020
6	Condom	Dhaka CWH	Manikganj	Daulatpur, Manikganj	01745653791
7	Condom	Dhaka CWH	Manikganj	Ghior, Manikganj	01711462446
8	Condom	Dhaka CWH	Munshiganj	Sreenagar, Munshiganj	01726663784
9	Condom	Dhaka CWH	Narayanganj	Bandar, Narayanganj	01913788698
10	Condom	Jamalpur RWH	Jamalpur	Dewanganj, Jamalpur	01717036300
11	Condom	Jamalpur RWH	Sherpur	Nakla, Sherpur	01760590169
12	Condom	Khulna RWH	Bagerhat	Mongla, Bagerhat	01712109772
13	Condom	Khulna RWH	Satkhira	Shyamnagar, Satkhira	01910331330
14	Condom	Kushtia RWH	Meherpur	Gangni, Meherpur	01521456284
15	Condom	Patuakhali RWH	Patuakhali	Bauphal, Patuakhali	01719395297
16	Condom	Rangpur RWH	Gaibandha	Sundarganj, Gaibandha	01722376185
17	Condom	Sylhet RWH	Maulvibazar	Maulvibazar Sadar, Maulvibazar	01737758625
18	Condom	Sylhet RWH	Sylhet	Dakshin Surma, Sylhet	01716161264
19	Condom	Tangail RWH	Tangail	Dhanbari, Tangail	01740985930

20	Oral Pill (Total)	Bogura RWH	Naogaon	Raninagar, Naogaon	01958145150
21	IUD	Tangail RWH	Tangail	Basail, Tangail	01630511192
22	Injectables	Faridpur RWH	Faridpur	Alfadanga, Faridpur	01711379369
23	Injectables	Khulna RWH	Bagerhat	Mollahat, Bagerhat	01969061431

“ছেলে হোক, মেয়ে হোক,
দু’টি সন্তানই যথেষ্ট”

Management Information System (MIS)
Directorate General of Family Planning (DGFP)
6, Kawran Bazar, Dhaka- 1215
Email: dirmis@dgfp.gov.bd, dirls@dgfp.gov.bd
www.dgfp.gov.bd, www.scmpbd.org

If you need more information, please visit at <https://www.scmpbd.org>