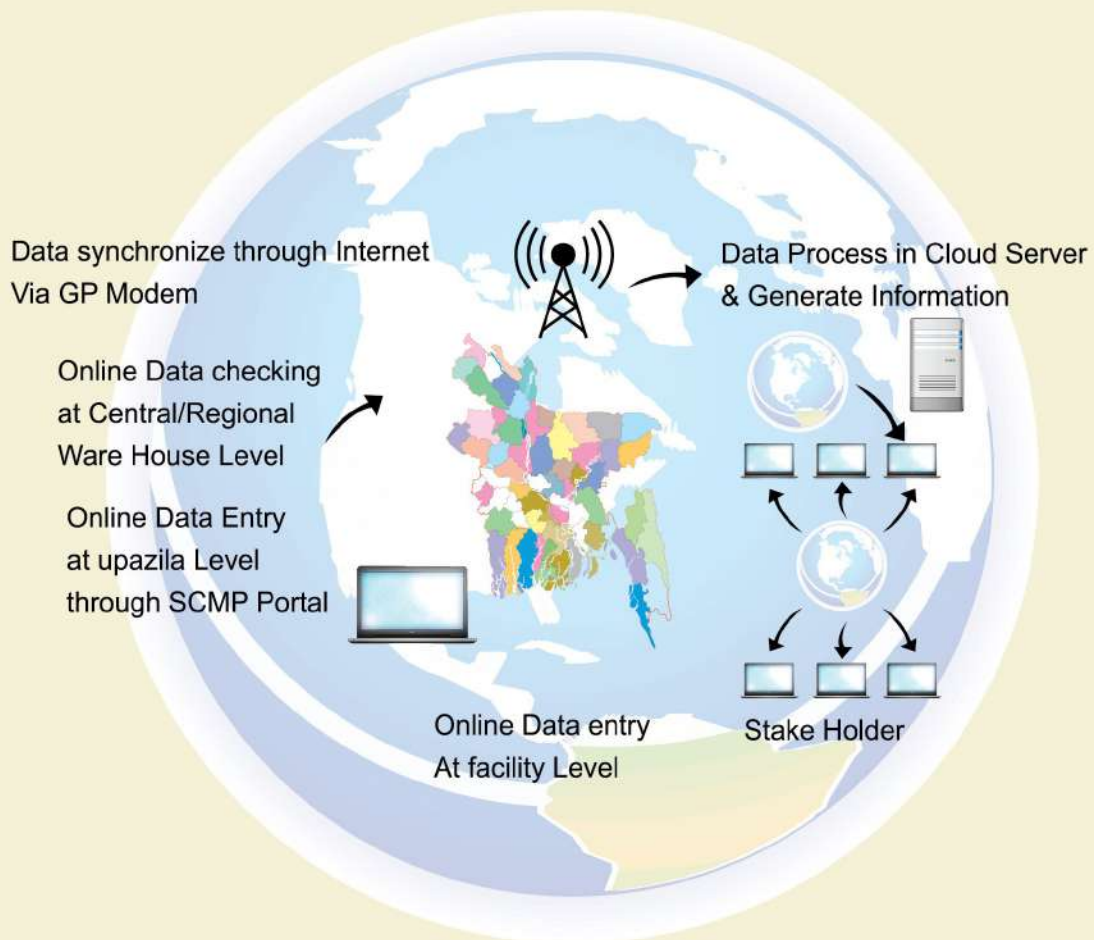




# FAMILY PLANNING MONTHLY LOGISTICS REPORT July 2023

## Logistics Management Information System (LMIS) Data Flow System



**Management Information System (MIS)**  
**Directorate General of Family Planning (DGFP)**

**Government of the People's Republic of Bangladesh**  
**Medical Education and Family Welfare Division**  
**Directorate General of Family Planning**  
**Management Information System (MIS)**  
**6, Kawran Bazar, Dhaka- 1215**  
**www.dgfp.gov.bd**


Memo No. 59.11.00000.402.16.002.19.141

Date: 29 August, 2023.

**Sub: Family Planning Monthly Logistics Report for the Month of July, 2023.**

Family Planning Monthly Logistics Report for the Month of July, 2023 is sent herewith for your kind information & necessary action. This report is prepared on the basis of Form-7 submitted by Warehouses and Form-7B submitted by Upazila Family Planning Offices by using WIMS & UIMS operating tools. It provides useful information on monthly distribution and stock balance of all the major contraceptives of Warehouse/Upazila Stores. For more information you can visit at [www.scmpbd.org](http://www.scmpbd.org) web site.

Comments and suggestions for improvement of this report will be highly appreciated.

  
29.08.23

(Md. Matiur Rahman)  
Director & Line Director (MIS)  
Phone: 55012352  
Mail: dirmis@dgfp.gov.bd

Memo No. 59.11.00000.402.16.002.19.141.1(202)

Date: 29 August, 2023.

**Copy of the report forwarded to (Not according to seniority):**

1. Secretary, Medical Education & Family Welfare Division, Ministry of Health & Family Welfare, Bangladesh Secretariat, Dhaka.
2. Additional Secretary (Admin), Medical Education & Family Welfare Division, Ministry of Health & Family Welfare, Bangladesh Secretariat, Dhaka.
3. Director (Administration), Directorate General of Family Planning, 6 Kawran Bazar, Dhaka 1215.
4. Joint Secretary (Development), Medical Education & Family Welfare Division, Ministry of Health & Family Welfare, Bangladesh Secretariat, Dhaka.
5. Director & Line Director (MIS), Directorate General of Family Planning, 6 Kawran Bazar, Dhaka.
6. Director Finance & Line Director (Family Planning Field Service Delivery), Directorate General of Family Planning, 6 Kawran Bazar, Dhaka 1215.
7. Director (Logistics & Supply) and Line Director (Procurement, Storage & Supply Management), Directorate General of Family Planning, 6 Kawran Bazar, Dhaka 1215.
8. Director (IEM) & Line Director (Information, Education and Communication), Directorate General of Family Planning, 6 Kawran Bazar, Dhaka 1215.
9. Director (Planning) & Line Director (Planning Monitoring and Evaluation), Directorate General of Family Planning, 6 Kawran Bazar, Dhaka 1215.

10. Director (MCH-Services) & Line Director (MCRAH), Directorate General of Family Planning, 6 Kawran Bazar, Dhaka 1215.
11. Line Director (CCSDP), Directorate General of Family Planning, 6 Kawran Bazar, Dhaka 1215.
12. Director (Audit), Directorate General of Family Planning, 6 Kawran Bazar, Dhaka 1215.
13. Divisional Director, Family Planning, Dhaka /Chattogram /Rajshahi /Khulna /Sylhet /Barishal/ Rangpur/ Mymensingh Division.
14. Joint Chief (Planning), Health Service Division, Ministry of Health & Family Welfare, Bangladesh Secretariat, Dhaka
15. Joint Chief (Population & Planning wing), Planning commission, Sher-e-Bangla Nagar, Dhaka.
16. Joint Chief (Planning), Program Management and Monitoring Unit (PMMU), Azimpur, Dhaka-1205.
17. Director, Maternal & Child Health Training Institute (MCHTI), Azimpur, Dhaka.
18. Director, Mohammadpur Fertility Services & Training Centre (MFSTC), Mohammadpur, Dhaka.
19. Director, Maternal & Child Health Training Institute (MCHTI), Lalkuthi, Mirpur, Dhaka.
20. P.S. to the Honorable Minister, Ministry of Health and Family Welfare, Bangladesh Secretariat, Dhaka, for kind information of the Honorable Minister.
21. Deputy Chief (Planning), Medical Education & Family Welfare Division, Ministry of Health & Family Welfare, Bangladesh Secretariat, Dhaka.
22. Additional Director (Drugs and Stores), Directorate General of Family Planning, Central Warehouse, Mohakhali, Dhaka.
23. Deputy Director, Family Planning, ----- District (You are requested to take appropriate measures to ensure timely online submission of Form 7B report from upazilas).
24. Regional/District Consultant, FPCS-QIT, District Family Planning Office, ----- District.
25. Central/Regional Supply Officer, Family Planning, ----- CWH/RWHs.
26. Assistant Maintenance Engineer, MIS Unit, DGFP (Requested to upload this report to DGFP website).
27. Country Project Director, MTaPS/MSH, House: 30, Road: No. 42, Gulshan-2, Dhaka-1212.
28. Country Director, the World Bank, E-32, Agargaon, Sher-e-Bangla Nagar, Dhaka-1207.
29. Team Leader, Population & Health Team, USAID, Madani Avenue, Baridhara, Dhaka.
30. Country Representative, UNFPA, IDB Bhaban, Agargaon, Sher-E-Bangla Nagar, Dhaka.
31. Managing Director, SMC, SMC Tower, 33 Banani C/A, Dhaka-1213.
32. Documentation Center, IEM Unit, Directorate General of Family Planning, 6 Kawran Bazar, Dhaka.
33. Responsible person of Dispatch Section, MIS Unit, DGFP (Requested to distribute the published 'Family Planning Monthly Logistics Report' to concerned Person/Office/Organization).
34. PA to Director General, Directorate General of Family Planning, 6 Kawran Bazar, Dhaka 1215.
35. Concerned Organization/Person.





(Md. Abul Kalam Azad)  
Deputy Program Manager (DPM)

## **Table Of Contents**

	<b>Page</b>
1. DGFP Stock Status Report	1-2
2. National Receipts Quantity by Product by Month	3
3. National Level Contraceptive Summary Report	4
4. Stock Status Report at Different Levels	5
5. Contraceptive Stock Status by Product at Upazila Store and Field	6-10
6. Contraceptive Stock Status by Product at Regional Warehouses/Upazila	11-31
7. Month-wise Consumption Trend	32-34
8. Report on Upazila and Warehouse Having Stock Out in last month	35

# 1. DGFP Stock Status Report

		 <b>DGFP STOCK STATUS REPORT</b> <b>for Contraceptives - 31st July 2023</b> 																																				
Year →	2023												2024												2025							2026						
Month →	8	9	10	11	12	1	2	3	4	5	6	7	8	9	10	11	12	1	2	3	4	5	6	7	8	9	10	11	12	1	2	3	4	5	6	7		
Min.-Max. →													Min												Max													
Product ↓	CS - 25.91m : 3.2 MOS																																					
Condom	3.2 MOS			16.23m (MOS:2.0)																																		
*AMC = 8.18m													FY:2022-23: 51m, Rec - 34.77m																									
	CS -29.40m : 4.8 MOS																																					
Pill (Total)	4.8 MOS						39m (MOS:6.3)																															
*AMC = 6.18m													FY:2022-23: 39m																									
	CS - 4.20m : 11.8 MOS																																					
POP-APON	11.8 MOS (July 2024)																																					
*AMC = 0.339m	CS (0.271m): 24.0 MOS																																					
IUD	24.0 MOS (July 2025)																																					
*AMC = 11,285	CS (8.60m): 10.2 MOS																																					
Injectables	10.2 MOS (May 2024)																																					
*AMC = 0.842m	CS-(0.824m): 29.1 MOS																																					
Implant	29.1 MOS (December 2025)																																					
*AMC = 28,343																																						
<b>Pill (Total): 2nd &amp; 3rd generation Shukhi</b> <i>*AMC is calculated based on past 6-months consumption</i> <i>Data Sources: DGFP/L&amp;S unit, DGFP LMIS web site - <a href="https://scmpbd.org/">https://scmpbd.org/</a></i> <i>Central Warehouse WIMS data and Approved DGFP Procurement Plan</i> <i>National min-max stock level is 6 &amp; 10 MOS</i> <b>AMC = Average Monthly Consumption</b>																																						
<b>Legend:</b> <span style="color:red">■</span> Current Stock (CS): Less than 3 MOS <span style="color:yellow">■</span> Current Stock (CS): MOS 3.0 to Less than 6 MOS <span style="color:green">■</span> Current Stock (CS): MOS 6 and above <span style="color:blue">■</span> Planned for FY 2022-23 <span style="color:orange">■</span> Procurement completed, yet to be received <span style="color:purple">■</span> Donation																																						

**DGFP STOCK STATUS NOTES**  
**(For Contraceptives)**  
**Month: July 2023**

**CONDOM** – Current national stock is 25.91 million pieces, and this stock can be used up to October 2023.

- **2022-23: GOB (Revenue)**– Procurement of 51 million pieces’ condom has been completed. Meanwhile, 34.77 million pieces’ condom received as of 31st July 2023. Rest 16.23 million will be received in August 2023 and onward.
- **2023-24:** Till the date no requirement received from User Unit for Procurement of Condom.

**PILL (Shukhi)** – Current national stock of Oral Contraceptive Pill is 29.40 million cycles which will go up to December 2023.

- **2022-23: RPA (GOB) & GOB (Development)**- Procurement process of 39.00 million Cycles Oral Pill (COP) (Shukhi-3rd Generation) completed. Supplier will start delivering the goods from August 2023.
- **2023-24:** Till the date no requirement received from User Unit for Procurement of PILL (Shukhi).

**POP-APON** - Current national stock of POP-APON Pill is 4.20 million cycles which will go up to July 2024.

- **2023-24:** Till the date no requirement received from User Unit for Procurement of POP-APON.

**IUD** - Current national stock is 0.271 million pcs and this stock can be used up to July 2025.

**INJECTABLES** – Current stock of 8.60 million vials and that can be used up to May 2024 (Though the bar is showing that the injectable stock will run till June 2024 but in reality, after January 2024 there will be no usable injectable in stock).

- **2023-24:** Till the date no requirement received from User Unit for Procurement of INJECTABLES.

**IMPLANT** – Current stock is 0.824 million sets, and this can be used up to December 2026.

You can also download the previous reports from <http://www.scmpbd.org>

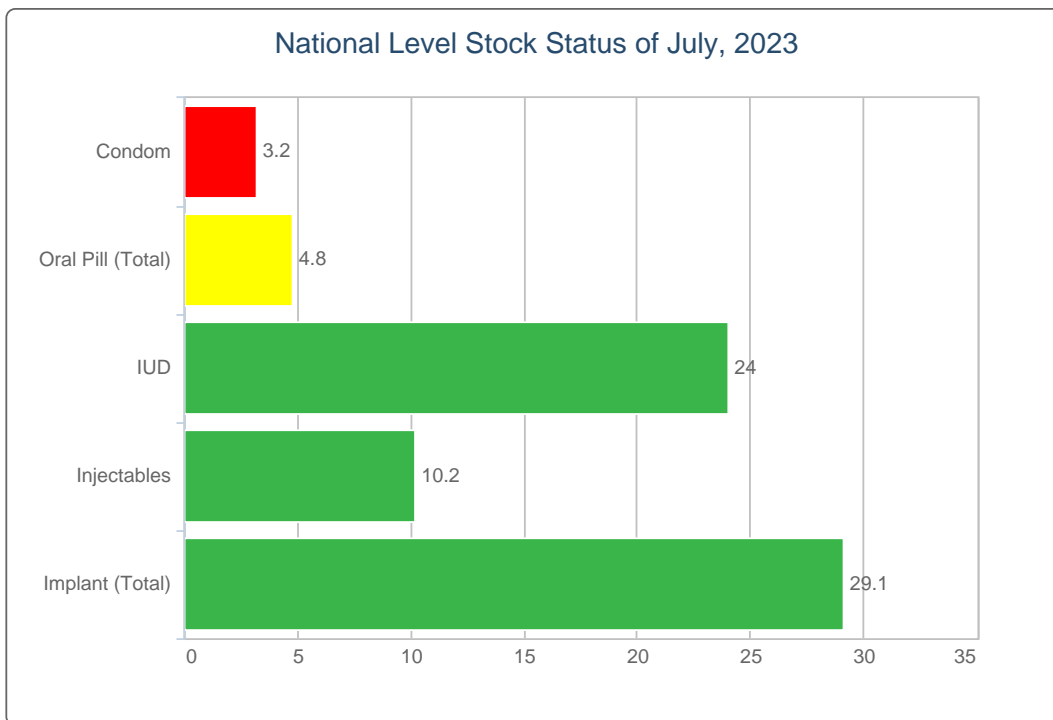
## 2. National Receipts Quantity by Product by Month

### Contraceptive Received Report

Month: July, 2023

Item	Supplier	Receiver	Date Receipts	Qty
<i>No National Receive This Month</i>				

### 3. National Level Contraceptive Summary Report



■ MOS: < 3.0     
 ■ MOS: 3.0 - 5.9     
 ■ MOS: 6.0 and above

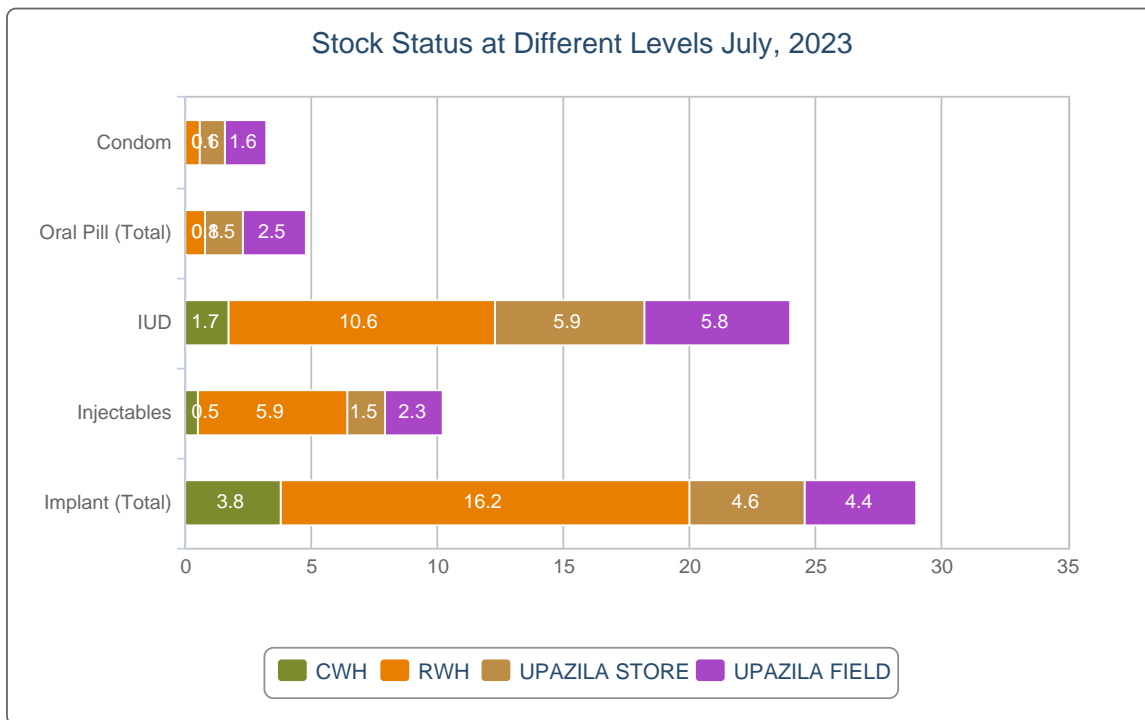
MOS = Month of Stock

#### National Level Stock Status of July, 2023

SL	Name of Products	Reported Consumption	Reported Closing Balance	Average Monthly Consumption	MOS
1	Condom	7,884,988	25,910,436	8,184,811	3.2
2	Oral Pill (Total)	6,287,964	29,401,972	6,179,020	4.8
3	IUD	15,116	271,177	11,285	24.0
4	Injectables	898,943	8,607,531	842,508	10.2
5	Implant (Total)	37,625	824,768	28,343	29.1



#### 4. Stock Status Report at Different Levels

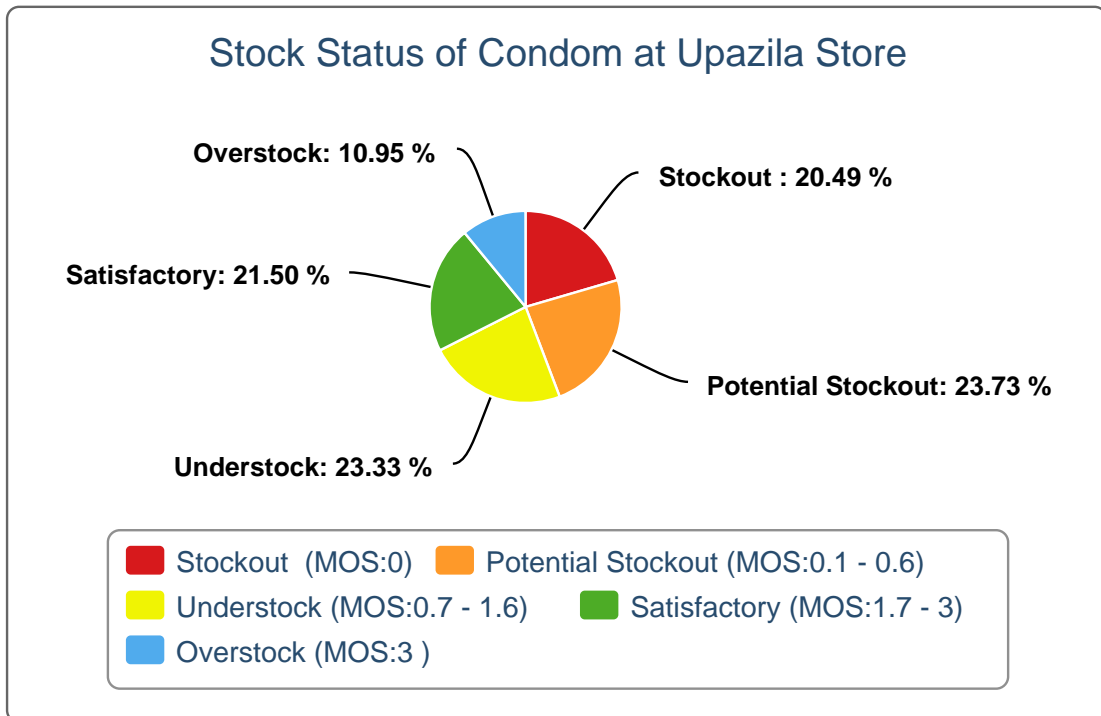


**Stock Status at Different Levels July, 2023**

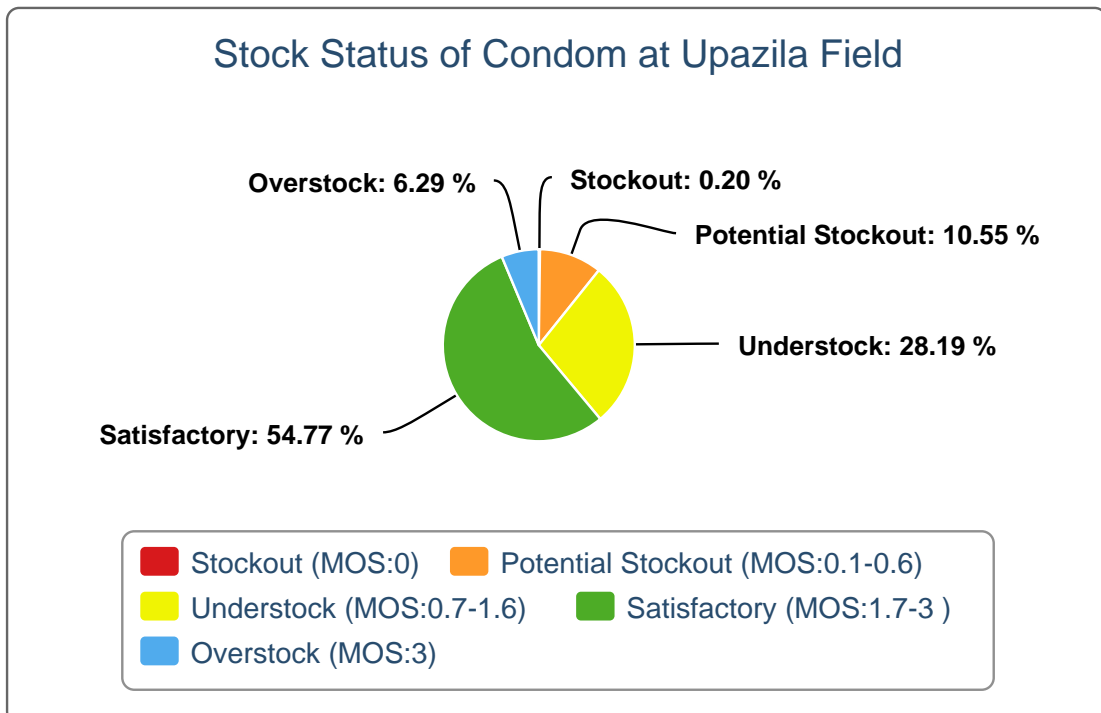
Products	Avg. Consump. of Last 6 Months	CWH Level	MOS	RWH Level	MOS	Upazila Level	MOS	Field Level	MOS	National Level	MOS
Condom	8,184,811	0	0	4,554,000	0.6	8,395,276	1	12,961,160	1.6	25,910,436	3.2
Oral Pill (Total)	6,179,020	0	0	4,892,339	0.8	9,117,420	1.5	15,392,213	2.5	29,401,972	4.8
IUD	11,285	19,300	1.7	119,426	10.6	66,895	5.9	65,556	5.8	271,177	24
Injectables	842,508	433,700	0.5	4,982,580	5.9	1,291,141	1.5	1,900,110	2.3	8,607,531	10.2
Implant (Total)	28,343	108,085	3.8	459,600	16.2	131,453	4.6	125,630	4.4	824,768	29.1

## 5. Contraceptive Stock Status by Product at Upazila Store and Field

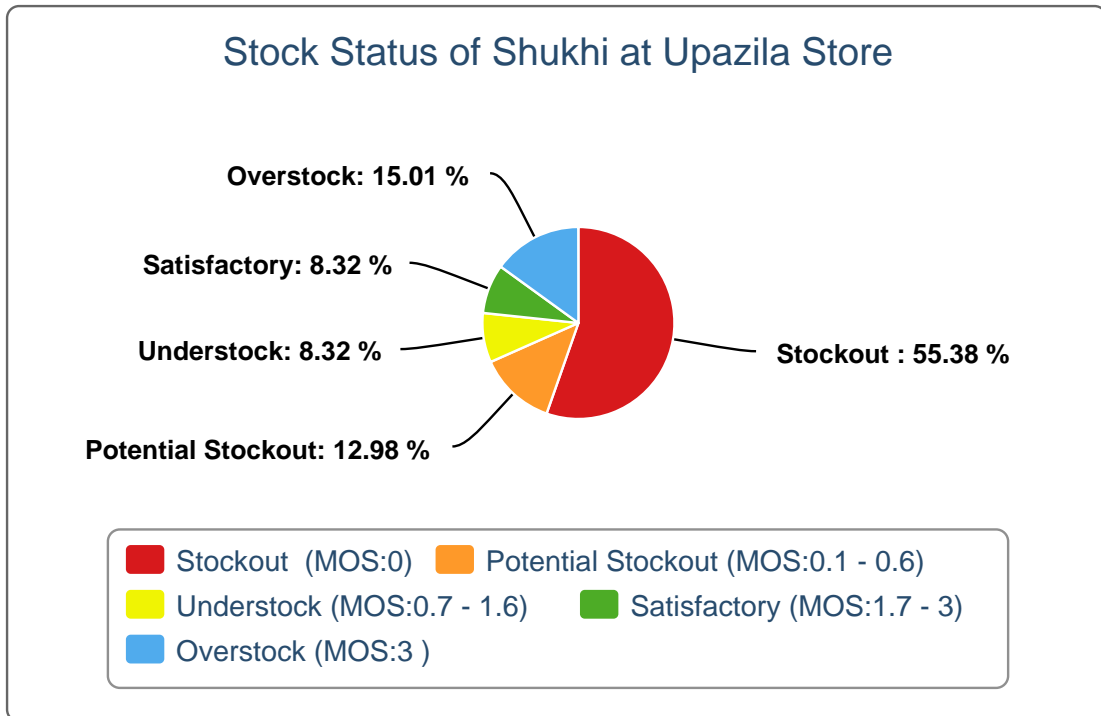
5(a).



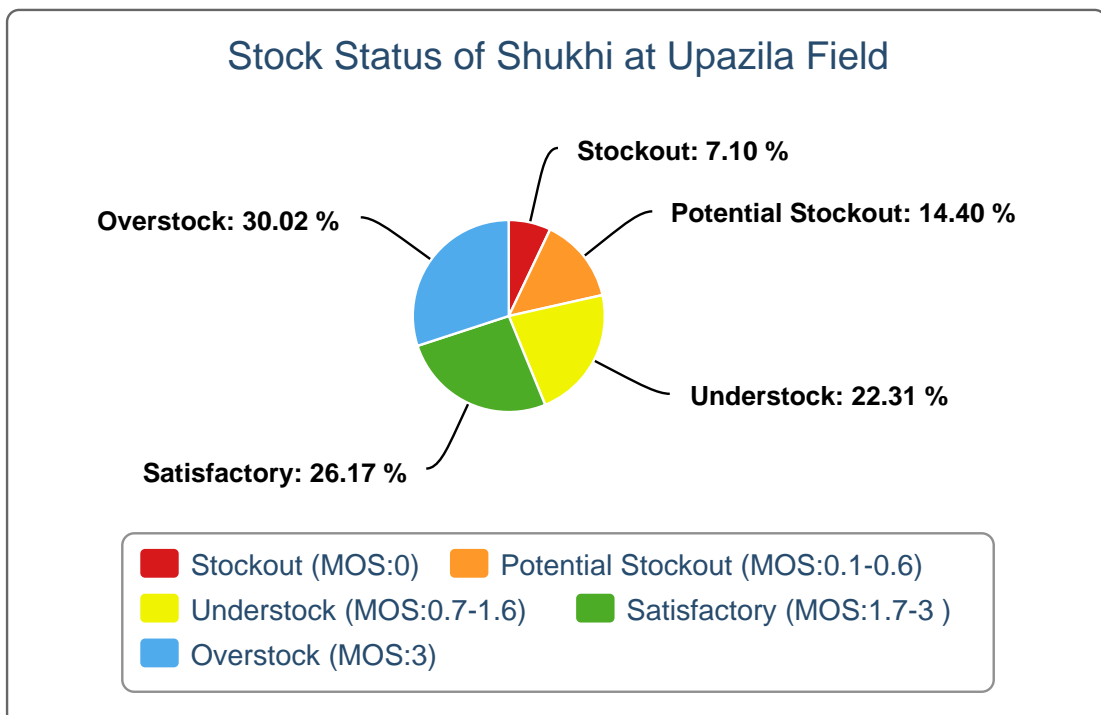
5(b).



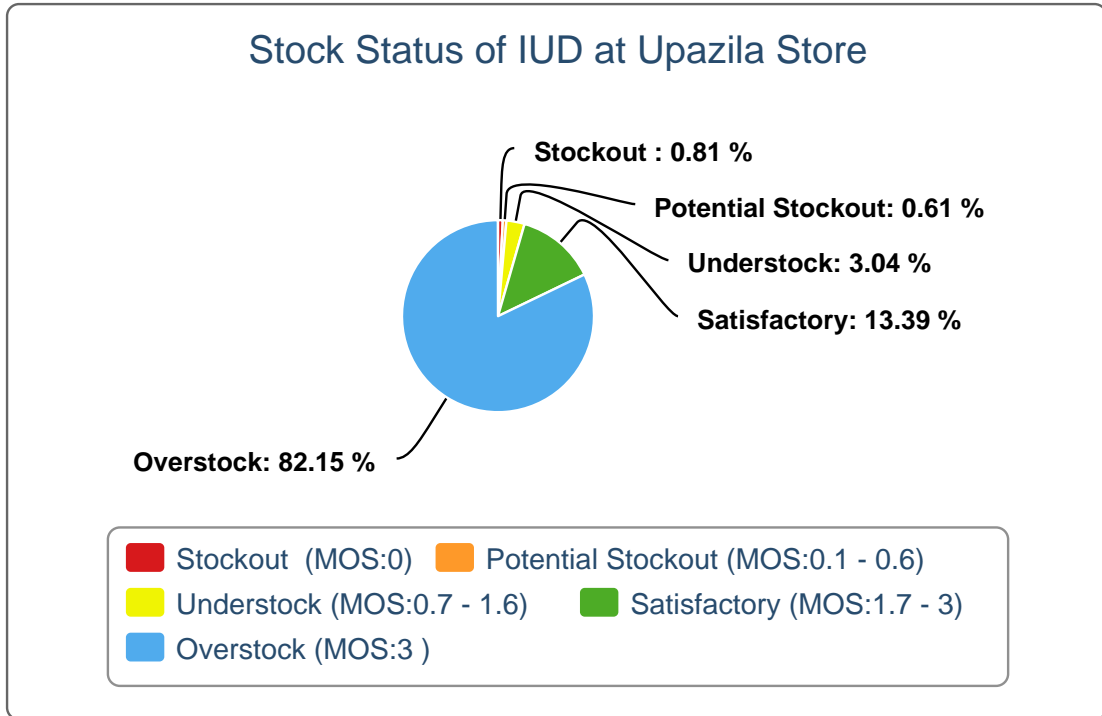
5(c).



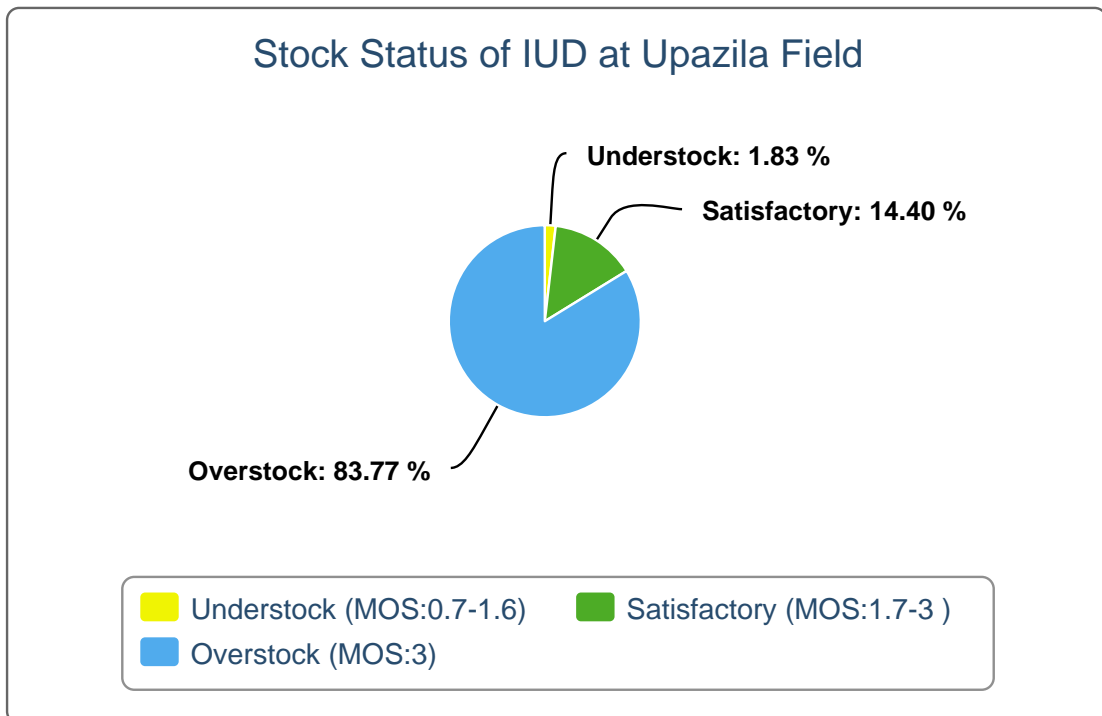
5(d).



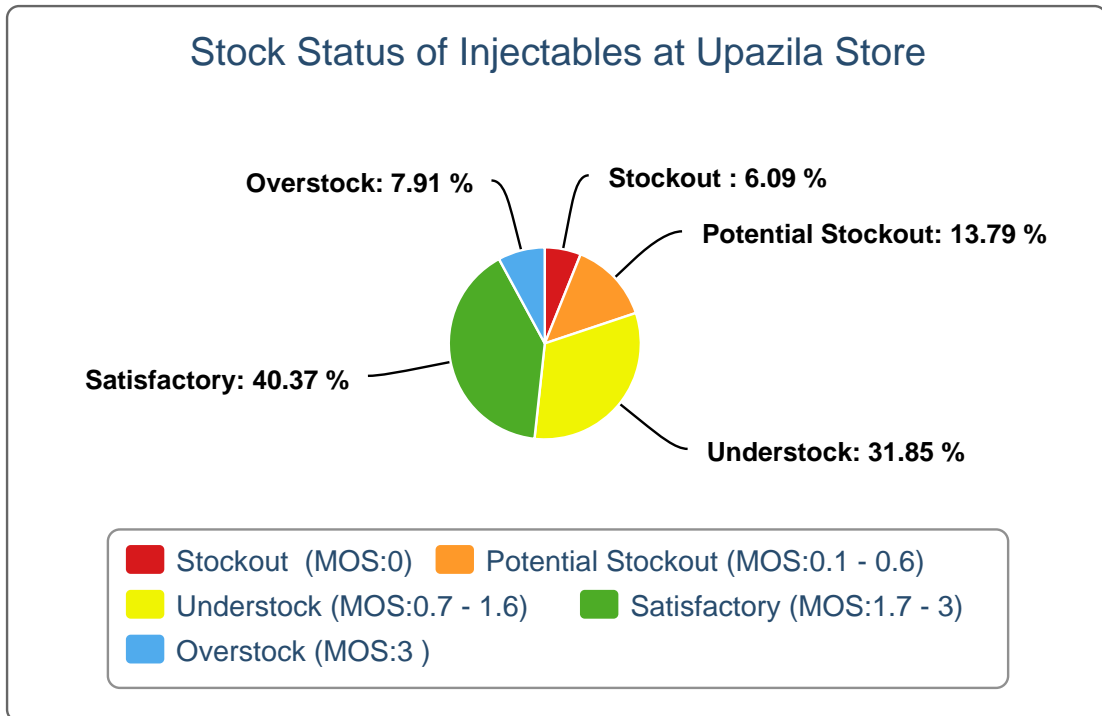
5(e).



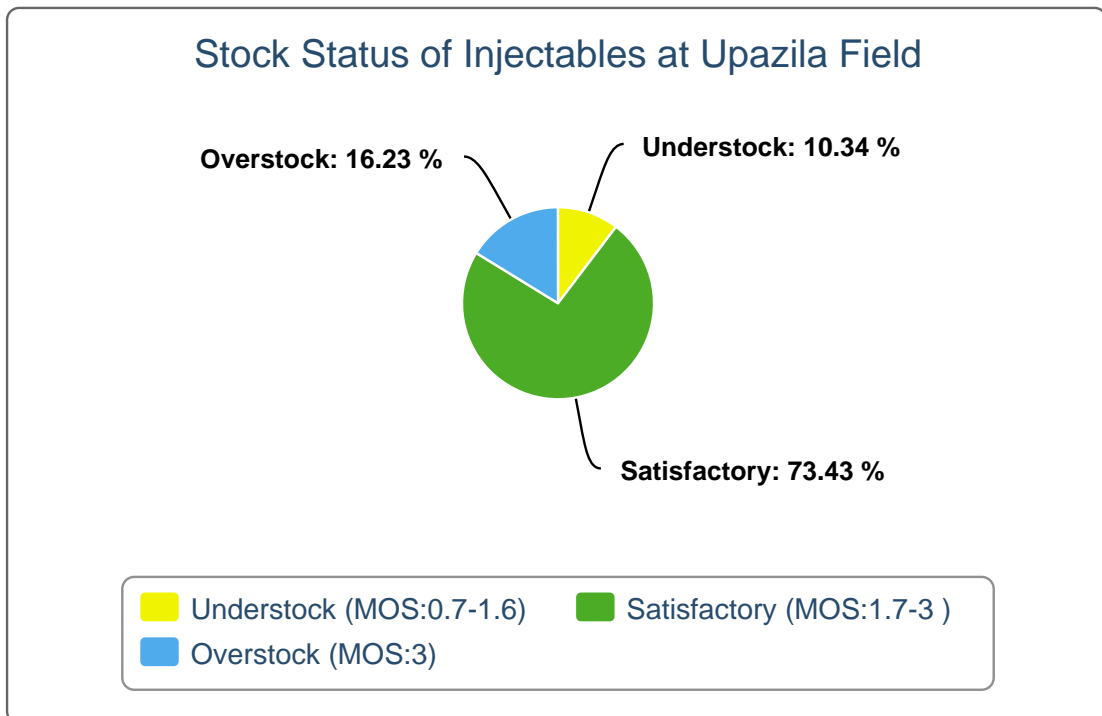
5(f).



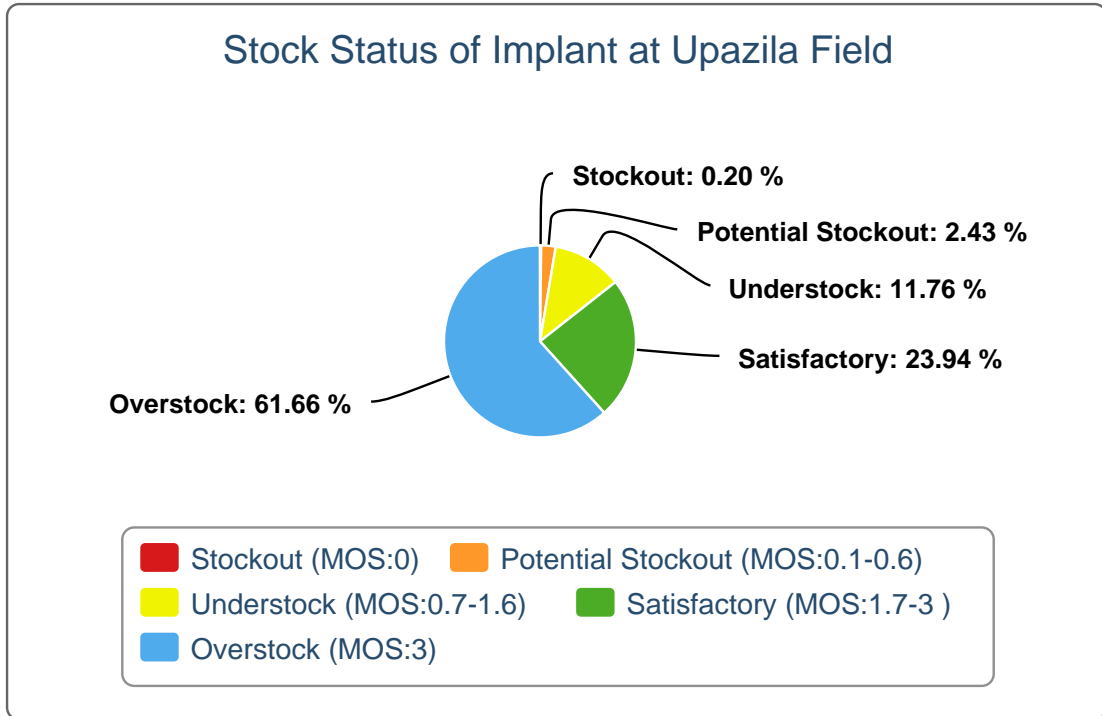
5(g).



5(h).



5(i).



## 6(a). Contraceptive Stock Status by Product at Regional Warehouses

SL	WH Name	Condom			Shukhi			IUD			Injectables			Implant		
		CBL	AMD	MOS	CBL	AMD	MOS	CBL	AMD	MOS	CBL	AMD	MOS	CBL	AMD	MOS
1	Bandarban RWH	75,600	42,950	1.8	29,240	24,400	1.2	450	120	3.8	9,300	3,693	2.5	1,850	156	11.9
2	Barishal RWH	107,600	275,413	0.4	24,000	203,294	0.1	3,150	336	9.4	19,200	31,004	0.6	27,200	853	31.9
3	Bhola RWH	0	46,105	0.0	141,600	56,528	2.5	1,850	142	13.0	37,000	28,208	1.3	10,350	260	39.8
4	Bogura RWH	0	499,276	0.0	73,920	331,509	0.2	7,150	497	14.4	1,042,300	31,177	33.4	29,200	1,743	16.8
5	Chattogram RWH	1,600	324,197	0.0	24,960	205,045	0.1	8,140	823	9.9	449,800	30,035	15.0	23,400	1,755	13.3
6	Cox's Bazar RWH	3,664,800	97,629	37.5	2,382,189	76,419	31.2	23,010	479	48.0	381,780	20,974	18.2	14,300	790	18.1
7	Cumilla RWH	0	482,783	0.0	47,040	319,550	0.1	6,900	936	7.4	176,000	66,081	2.7	31,200	2,094	14.9
8	Dhaka CWH	0	1,157,452	0.0	0	645,425	0.0	19,300	1,813	10.6	433,700	81,897	5.3	108,085	2,921	37.0
9	Dinajpur RWH	3,600	173,240	0.0	28,800	221,134	0.1	5,200	217	24.0	3,500	30,639	0.1	26,800	1,304	20.6
10	Faridpur RWH	3,600	466,282	0.0	79,680	284,951	0.3	8,250	534	15.4	98,700	31,914	3.1	18,400	1,778	10.3
11	Jamalpur RWH	10,800	249,381	0.0	69,600	234,698	0.3	3,800	197	19.3	42,000	25,690	1.6	18,700	778	24.0
12	Jashore RWH	75,600	305,430	0.2	169,920	257,008	0.7	4,000	343	11.7	64,700	36,794	1.8	21,000	1,002	21.0
13	Khulna RWH	164,400	520,224	0.3	955,950	380,190	2.5	7,850	341	23.0	2,016,000	35,403	56.9	39,300	1,103	35.6
14	Kushtia RWH	7,200	280,672	0.0	9,120	156,314	0.1	1,528	132	11.6	12,000	29,636	0.4	24,750	448	55.2
15	Mymensingh RWH	7,200	607,197	0.0	37,440	725,997	0.1	7,650	701	10.9	87,000	52,264	1.7	23,900	2,180	11.0
16	Noakhali RWH	0	276,806	0.0	55,680	155,720	0.4	3,350	802	4.2	110,000	39,110	2.8	32,000	1,351	23.7
17	Pabna RWH	3,600	440,457	0.0	76,800	276,366	0.3	1,950	668	2.9	45,000	40,503	1.1	23,700	784	30.2
18	Patuakhali RWH	0	135,227	0.0	96,000	144,302	0.7	4,900	222	22.1	88,100	25,571	3.4	11,400	811	14.1
19	Rajshahi RWH	3,600	576,588	0.0	121,920	285,399	0.4	8,953	226	39.6	47,800	29,069	1.6	17,850	1,029	17.3
20	Rangamati RWH	126,000	49,064	2.6	83,040	35,784	2.3	1,250	110	11.4	29,400	3,402	8.6	1,200	245	4.9
21	Rangpur RWH	298,800	472,228	0.6	381,600	605,104	0.6	4,195	915	4.6	100,000	91,039	1.1	34,500	2,326	14.8
22	Sylhet RWH	0	513,674	0.0	0	334,326	0.0	3,100	544	5.7	103,000	52,446	2.0	17,900	1,902	9.4
23	Tangail RWH	0	192,536	0.0	3,840	219,557	0.0	2,800	187	15.0	20,000	25,959	0.8	10,700	730	14.7

**6(b). Contraceptive Stock Status by Product at Upazila**

SL	Warehouse Name	Upazila Name	Condom			Shukhi			IUD			Injectables			Implant		
			CBL	AMD	MOS	CBL	AMD	MOS	CBL	AMD	MOS	CBL	AMD	MOS	CBL	AMD	MOS
1	Bandarban RWH	Alikadam	14,016	9,645	1.5	155	2,923	0.1	140	27	5.2	579	624	0.9	250	24	10.4
2	Bandarban RWH	Bandarban Sadar	14,977	6,039	2.5	8,012	5,221	1.5	106	21	5.0	869	591	1.5	103	22	4.7
3	Bandarban RWH	Lama	9,300	7,624	1.2	3,030	5,922	0.5	188	36	5.2	1,000	992	1.0	207	28	7.4
4	Bandarban RWH	Naikhongchhari	984	7,809	0.1	3,125	3,439	0.9	78	12	6.5	836	804	1.0	40	34	1.2
5	Bandarban RWH	Rowangchhari	8,396	2,782	3.0	5,405	2,457	2.2	96	5	19.2	415	240	1.7	130	8	16.3
6	Bandarban RWH	Ruma	13,164	5,356	2.5	9,717	2,339	4.2	104	10	10.4	329	254	1.3	100	17	5.9
7	Bandarban RWH	Thanchi	7,922	3,695	2.1	3,050	2,099	1.5	99	9	11.0	402	188	2.1	185	23	8.0
8	Barishal RWH	Agailjhara	15,400	7,678	2.0	9,390	7,941	1.2	100	12	8.3	2,793	1,233	2.3	200	38	5.3
9	Barishal RWH	Babuganj	200,600	6,942	28.9	14,920	6,752	2.2	103	14	7.4	1,553	644	2.4	200	29	6.9
10	Barishal RWH	Bakerganj	41,013	14,798	2.8	24,628	13,634	1.8	236	21	11.2	5,500	1,894	2.9	200	65	3.1
11	Barishal RWH	Banari Para	143,624	5,669	25.3	20,840	5,833	3.6	183	8	22.9	968	470	2.1	300	48	6.3
12	Barishal RWH	Barishal Sadar (kotwali)	92,964	27,600	3.4	25,970	15,380	1.7	330	72	4.6	12,000	3,887	3.1	358	95	3.8
13	Barishal RWH	Bhandaria	24,828	11,694	2.1	14,040	8,760	1.6	447	15	29.8	2,213	1,051	2.1	150	22	6.8
14	Barishal RWH	Gaurnadi	20,800	11,005	1.9	14,450	11,051	1.3	141	14	10.1	3,504	1,335	2.6	250	32	7.8
15	Barishal RWH	Hizla	18,380	7,388	2.5	6,140	4,836	1.3	63	10	6.3	3,502	1,164	3.0	350	29	12.1
16	Barishal RWH	Indurkani	50,360	6,280	8.0	12,410	5,697	2.2	180	4	45.0	714	919	0.8	400	17	23.5
17	Barishal RWH	Jhalokati Sadar	78,100	19,946	3.9	40,025	11,779	3.4	149	27	5.5	1,700	1,187	1.4	350	67	5.2
18	Barishal RWH	Kanthalia	11,256	8,863	1.3	12,490	6,616	1.9	150	6	25.0	2,701	981	2.8	350	35	10.0
19	Barishal RWH	Kawkhali	19,000	6,823	2.8	25,965	4,502	5.8	225	16	14.1	720	431	1.7	100	20	5.0
20	Barishal RWH	Mathbaria	40,078	18,657	2.1	13,480	17,951	0.8	222	17	13.1	6,135	2,277	2.7	200	36	5.6
21	Barishal RWH	Mehendiganj	42,636	12,879	3.3	28,586	10,070	2.8	435	8	54.4	5,569	3,164	1.8	300	40	7.5
22	Barishal RWH	Muladi	25,268	14,192	1.8	23,950	9,187	2.6	231	5	46.2	2,656	2,138	1.2	100	25	4.0
23	Barishal RWH	Nalchity	21,036	10,735	2.0	9,025	8,324	1.1	236	8	29.5	4,291	1,605	2.7	100	44	2.3
24	Barishal RWH	Nazirpur	37,632	18,372	2.0	11,670	10,381	1.1	220	15	14.7	3,080	1,560	2.0	200	38	5.3
25	Barishal RWH	Nesarabad (swarupkati)	57,196	27,502	2.1	20,170	14,926	1.4	290	18	16.1	4,338	1,767	2.5	500	56	8.9



SL	Warehouse Name	Upazila Name	Condom			Shukhi			IUD			Injectables			Implant		
			CBL	AMD	MOS	CBL	AMD	MOS	CBL	AMD	MOS	CBL	AMD	MOS	CBL	AMD	MOS
26	Barishal RWH	Pirojpur Sadar	30,564	13,505	2.3	15,835	10,011	1.6	146	23	6.3	2,136	1,315	1.6	250	44	5.7
27	Barishal RWH	Rajapur	28,320	12,825	2.2	11,985	7,048	1.7	171	3	57.0	2,600	937	2.8	150	19	7.9
28	Barishal RWH	Wazirpur	392,364	12,060	32.5	10,085	12,615	0.8	365	20	18.3	2,717	1,045	2.6	350	54	6.5
29	Bhola RWH	Bhola Sadar	405	9,823	0.0	22,875	10,447	2.2	75	55	1.4	5,999	5,933	1.0	840	85	9.9
30	Bhola RWH	Burhanuddin	72	3,602	0.0	14,305	6,829	2.1	75	21	3.6	2,856	1,693	1.7	50	32	1.6
31	Bhola RWH	Char Fasson	0	19,501	0.0	29,845	19,848	1.5	125	36	3.5	10,525	7,999	1.3	0	52	0.0
32	Bhola RWH	Daulat Khan	3,070	2,223	1.4	9,705	4,531	2.1	37	12	3.1	1,000	3,396	0.3	0	27	0.0
33	Bhola RWH	Lalmohan	28	6,469	0.0	29,035	8,586	3.4	37	10	3.7	8,928	5,663	1.6	100	21	4.8
34	Bhola RWH	Manpura	3,657	2,986	1.2	6,395	3,333	1.9	34	1	34.0	3,215	1,789	1.8	20	21	1.0
35	Bhola RWH	Tazumuddin	10,020	1,501	6.7	9,821	2,954	3.3	15	7	2.1	3,753	1,735	2.2	100	22	4.5
36	Bogura RWH	Adamdighi	12,000	9,783	1.2	10,560	6,232	1.7	37	17	2.2	315	418	0.8	150	41	3.7
37	Bogura RWH	Akkelpur	18,900	7,217	2.6	11,920	6,237	1.9	109	9	12.1	565	411	1.4	300	45	6.7
38	Bogura RWH	Atrai	15,740	13,902	1.1	6,405	10,764	0.6	34	6	5.7	1,562	586	2.7	105	37	2.8
39	Bogura RWH	Badalgachhi	11,400	9,061	1.3	9,600	9,267	1.0	28	5	5.6	1,036	629	1.6	50	42	1.2
40	Bogura RWH	Bogura Sadar	29,376	54,703	0.5	14,810	15,985	0.9	45	46	1.0	468	2,145	0.2	175	123	1.4
41	Bogura RWH	Dhamoirhat	7,464	9,037	0.8	9,020	8,421	1.1	31	9	3.4	1,430	663	2.2	100	38	2.6
42	Bogura RWH	Dhunat	35,100	36,730	1.0	32,180	18,271	1.8	130	14	9.3	969	2,180	0.4	100	59	1.7
43	Bogura RWH	Dhupchanchia	18,267	6,992	2.6	14,430	7,390	2.0	50	26	1.9	1,404	879	1.6	350	74	4.7
44	Bogura RWH	Gabtali	37,416	17,934	2.1	55,630	12,510	4.4	52	10	5.2	3,056	2,128	1.4	300	63	4.8
45	Bogura RWH	Ghoraghat	20,200	9,373	2.2	12,750	6,593	1.9	70	4	17.5	697	612	1.1	202	32	6.3
46	Bogura RWH	Hakimpur	19,320	7,020	2.8	12,115	4,428	2.7	68	3	22.7	731	256	2.9	200	34	5.9
47	Bogura RWH	Joypurhat Sadar	40,552	19,424	2.1	12,885	9,742	1.3	130	35	3.7	2,440	1,321	1.8	650	136	4.8
48	Bogura RWH	Kahaloo	18,420	20,297	0.9	3,170	11,515	0.3	73	18	4.1	374	1,013	0.4	100	111	0.9
49	Bogura RWH	Kalai	23,808	8,464	2.8	15,680	7,727	2.0	68	9	7.6	20	477	0.0	200	42	4.8
50	Bogura RWH	Khetlal	14,784	8,007	1.8	28,280	5,628	5.0	97	8	12.1	512	412	1.2	200	41	4.9

SL	Warehouse Name	Upazila Name	Condom			Shukhi			IUD			Injectables			Implant		
			CBL	AMD	MOS	CBL	AMD	MOS	CBL	AMD	MOS	CBL	AMD	MOS	CBL	AMD	MOS
51	Bogura RWH	Mahadebpur	2,712	17,303	0.2	5,710	15,354	0.4	27	3	9.0	1,988	905	2.2	150	56	2.7
52	Bogura RWH	Manda	36,750	27,210	1.4	19,170	27,643	0.7	184	52	3.5	1,808	2,187	0.8	300	60	5.0
53	Bogura RWH	Nandigram	18,100	9,879	1.8	14,860	11,270	1.3	20	5	4.0	400	380	1.1	200	31	6.5
54	Bogura RWH	Naogaon Sadar	47,340	26,073	1.8	19,100	15,031	1.3	85	24	3.5	2,068	1,354	1.5	100	66	1.5
55	Bogura RWH	Niamatpur	25,058	11,237	2.2	44,490	10,177	4.4	40	12	3.3	1,306	1,056	1.2	250	34	7.4
56	Bogura RWH	Panchbibi	36,020	13,044	2.8	24,910	7,931	3.1	66	13	5.1	855	677	1.3	200	72	2.8
57	Bogura RWH	Patnitala	15,192	13,014	1.2	4,365	11,743	0.4	40	14	2.9	1,230	858	1.4	200	45	4.4
58	Bogura RWH	Porsha	18,096	9,515	1.9	13,990	9,387	1.5	43	12	3.6	1,758	575	3.1	150	25	6.0
59	Bogura RWH	Raninagar	22,400	12,277	1.8	9,600	11,429	0.8	66	14	4.7	1,478	577	2.6	0	33	0.0
60	Bogura RWH	Sapahar	6,900	13,586	0.5	6,250	11,363	0.6	45	13	3.5	2,257	1,152	2.0	100	30	3.3
61	Bogura RWH	Sariakandi	31,812	16,133	2.0	15,810	8,964	1.8	53	27	2.0	219	1,268	0.2	200	103	1.9
62	Bogura RWH	Shajahanpur	25,560	39,215	0.7	2,755	10,070	0.3	65	24	2.7	2	1,221	0.0	100	71	1.4
63	Bogura RWH	Sherpur	19,200	30,781	0.6	18,460	16,200	1.1	33	11	3.0	976	1,820	0.5	300	51	5.9
64	Bogura RWH	Shibganj	23,400	11,510	2.0	6,360	13,505	0.5	140	13	10.8	1,600	2,087	0.8	400	61	6.6
65	Bogura RWH	Sonatola	20,880	10,555	2.0	22,460	10,732	2.1	60	41	1.5	784	930	0.8	350	87	4.0
66	Chattogram RWH	Anowara	30,300	9,515	3.2	14,160	9,871	1.4	130	10	13.0	3,358	693	4.8	250	50	5.0
67	Chattogram RWH	Banshkhali	31,644	12,552	2.5	19,250	9,792	2.0	312	15	20.8	2,465	1,569	1.6	650	103	6.3
68	Chattogram RWH	Boalkhali	36,861	10,625	3.5	13,220	8,543	1.5	352	30	11.7	4,245	656	6.5	550	40	13.8
69	Chattogram RWH	Chandanaish	11,700	8,693	1.3	3,900	8,115	0.5	145	24	6.0	1,027	1,052	1.0	600	48	12.5
70	Chattogram RWH	Dighinala	27,600	7,767	3.6	3,948	7,344	0.5	240	18	13.3	2,176	1,128	1.9	400	34	11.8
71	Chattogram RWH	Double Mooring	360	49,481	0.0	30,710	10,927	2.8	725	146	5.0	5,954	3,219	1.8	410	226	1.8
72	Chattogram RWH	Fatikchhari	14,124	17,765	0.8	15,635	15,620	1.0	163	13	12.5	3,790	2,128	1.8	550	203	2.7
73	Chattogram RWH	Guimara	27,072	1,250	21.7	6,780	2,738	2.5	143	10	14.3	2,585	181	14.3	200	17	11.8
74	Chattogram RWH	Hathazari	45,214	37,750	1.2	37,590	19,692	1.9	80	27	3.0	2,769	1,596	1.7	400	54	7.4
75	Chattogram RWH	Khagrachhari Sadar	27,432	3,221	8.5	31,910	4,654	6.9	216	46	4.7	2,905	489	5.9	450	31	14.5

SL	Warehouse Name	Upazila Name	Condom			Shukhi			IUD			Injectables			Implant		
			CBL	AMD	MOS	CBL	AMD	MOS	CBL	AMD	MOS	CBL	AMD	MOS	CBL	AMD	MOS
76	Chattogram RWH	Lakshmichhari	10,039	1,767	5.7	14,012	2,604	5.4	159	5	31.8	576	113	5.1	200	15	13.3
77	Chattogram RWH	Lohagara	30,792	5,143	6.0	11,900	6,228	1.9	159	19	8.4	3,451	1,026	3.4	250	40	6.3
78	Chattogram RWH	Mahalchhari	28,800	3,524	8.2	7,680	3,536	2.2	130	6	21.7	1,225	341	3.6	300	20	15.0
79	Chattogram RWH	Manikchhari	13,598	1,188	11.4	17,265	1,746	9.9	99	11	9.0	280	450	0.6	100	25	4.0
80	Chattogram RWH	Matiranga	24,900	9,248	2.7	5,170	5,567	0.9	118	22	5.4	1,550	856	1.8	300	48	6.3
81	Chattogram RWH	Mirsharai	10,848	18,956	0.6	22,893	13,282	1.7	323	41	7.9	1,783	2,173	0.8	350	53	6.6
82	Chattogram RWH	Panchhari	23,002	4,043	5.7	4,680	3,620	1.3	266	3	88.7	652	243	2.7	400	21	19.0
83	Chattogram RWH	Panchlaish	2,828	31,094	0.1	18,770	8,487	2.2	269	111	2.4	5,288	2,965	1.8	306	150	2.0
84	Chattogram RWH	Patiya	73,800	17,735	4.2	9,795	14,862	0.7	428	99	4.3	4,182	2,258	1.9	700	133	5.3
85	Chattogram RWH	Ramgarh	13,336	3,478	3.8	18,350	3,291	5.6	30	5	6.0	120	192	0.6	300	17	17.6
86	Chattogram RWH	Rangunia	18,536	14,335	1.3	10,660	8,808	1.2	155	36	4.3	3,429	1,605	2.1	500	100	5.0
87	Chattogram RWH	Raozan	6,714	15,183	0.4	28,350	8,473	3.3	247	72	3.4	794	1,351	0.6	800	146	5.5
88	Chattogram RWH	Sandwip	9,564	11,396	0.8	26,370	8,887	3.0	166	7	23.7	4,981	1,470	3.4	350	86	4.1
89	Chattogram RWH	Satkania	8,860	13,626	0.7	32,810	10,016	3.3	340	14	24.3	3,452	1,002	3.4	600	60	10.0
90	Chattogram RWH	Sitakunda	46,680	14,862	3.1	18,620	8,342	2.2	204	33	6.2	3,548	1,279	2.8	550	35	15.7
91	Cox's Bazar RWH	Chakaria	32,130	19,001	1.7	26,478	15,127	1.8	550	96	5.7	7,813	3,299	2.4	2,000	127	15.7
92	Cox's Bazar RWH	Cox's Bazar Sadar	44,640	18,651	2.4	95,398	11,951	8.0	381	60	6.4	7,381	3,354	2.2	1,300	86	15.1
93	Cox's Bazar RWH	Kutubdia	19,104	3,728	5.1	20,856	3,652	5.7	55	31	1.8	3,106	1,100	2.8	900	72	12.5
94	Cox's Bazar RWH	Maheshkhali	84,031	5,788	14.5	15,756	13,552	1.2	243	51	4.8	6,866	2,856	2.4	2,200	100	22.0
95	Cox's Bazar RWH	Pekua	59,100	7,111	8.3	69,905	6,872	10.2	195	43	4.5	6,069	2,874	2.1	549	68	8.1
96	Cox's Bazar RWH	Ramu	30,560	16,505	1.9	32,088	6,175	5.2	230	63	3.7	3,783	1,848	2.0	1,400	81	17.3
97	Cox's Bazar RWH	Teknaf	22,352	18,935	1.2	21,884	12,802	1.7	22	66	0.3	4,617	4,384	1.1	470	130	3.6
98	Cox's Bazar RWH	Ukhia	5,760	7,910	0.7	4,602	6,288	0.7	126	69	1.8	1,213	1,259	1.0	100	126	0.8
99	Cumilla RWH	Akhaura	17,400	6,229	2.8	2,650	4,738	0.6	28	17	1.6	1,935	801	2.4	50	31	1.6
100	Cumilla RWH	Ashuganj	12,088	11,093	1.1	13,760	6,871	2.0	268	18	14.9	2,495	1,093	2.3	400	49	8.2

SL	Warehouse Name	Upazila Name	Condom			Shukhi			IUD			Injectables			Implant		
			CBL	AMD	MOS	CBL	AMD	MOS	CBL	AMD	MOS	CBL	AMD	MOS	CBL	AMD	MOS
101	Cumilla RWH	Banchharampur	37,500	13,154	2.9	17,960	8,968	2.0	183	53	3.5	2,205	1,624	1.4	100	140	0.7
102	Cumilla RWH	Barura	25,608	9,851	2.6	9,830	8,357	1.2	165	30	5.5	1,263	2,954	0.4	200	38	5.3
103	Cumilla RWH	Bijoynagar	16,480	8,400	2.0	195	8,836	0.0	120	14	8.6	591	1,317	0.4	300	32	9.4
104	Cumilla RWH	Brahman Para	7,868	6,525	1.2	14,760	6,172	2.4	185	21	8.8	16	1,258	0.0	100	39	2.6
105	Cumilla RWH	Brahmanbaria Sadar	10,100	19,723	0.5	20,655	10,363	2.0	223	53	4.2	1,891	2,035	0.9	50	68	0.7
106	Cumilla RWH	Burichang	25,478	21,690	1.2	1,335	15,029	0.1	397	26	15.3	34	1,957	0.0	350	54	6.5
107	Cumilla RWH	Chandina	17,256	14,410	1.2	2,660	12,319	0.2	218	27	8.1	2,596	2,758	0.9	100	28	3.6
108	Cumilla RWH	Chandpur Sadar	26,400	15,872	1.7	8,060	12,486	0.6	367	78	4.7	206	2,998	0.1	200	95	2.1
109	Cumilla RWH	Chauddagram	18,080	14,442	1.3	14,030	8,841	1.6	221	19	11.6	3,492	3,167	1.1	400	31	12.9
110	Cumilla RWH	Cumilla Adarsha Sadar	8,566	41,277	0.2	30,615	14,060	2.2	342	42	8.1	1,772	2,612	0.7	325	110	3.0
111	Cumilla RWH	Cumilla Sadar Dakshin	29,400	11,252	2.6	14,835	10,193	1.5	183	16	11.4	3,520	1,983	1.8	200	33	6.1
112	Cumilla RWH	Daudkandi	25,728	11,486	2.2	15,010	9,060	1.7	112	61	1.8	226	1,936	0.1	150	33	4.5
113	Cumilla RWH	Debidwar	300	16,618	0.0	14,640	12,961	1.1	214	16	13.4	3,000	3,024	1.0	300	29	10.3
114	Cumilla RWH	Faridganj	10,700	18,826	0.6	1,770	16,448	0.1	250	57	4.4	165	2,815	0.1	600	132	4.5
115	Cumilla RWH	Haim Char	24,400	4,444	5.5	7,380	5,066	1.5	157	10	15.7	1,242	532	2.3	100	22	4.5
116	Cumilla RWH	Hajiganj	46,600	7,912	5.9	6,080	11,273	0.5	318	40	8.0	1,989	1,916	1.0	300	55	5.5
117	Cumilla RWH	Homna	792	18,720	0.0	15,875	9,335	1.7	278	18	15.4	1,236	1,230	1.0	300	33	9.1
118	Cumilla RWH	Kachua	15,292	16,272	0.9	5,600	9,681	0.6	211	40	5.3	1,920	3,426	0.6	200	65	3.1
119	Cumilla RWH	Kasba	9,376	21,326	0.4	700	10,487	0.1	86	36	2.4	1,101	1,681	0.7	100	183	0.5
120	Cumilla RWH	Laksam	10,936	10,366	1.1	2,610	8,376	0.3	161	20	8.1	0	1,514	0.0	300	39	7.7
121	Cumilla RWH	Lalmal	9,156	4,119	2.2	398	3,151	0.1	108	6	18.0	1,267	860	1.5	250	14	17.9
122	Cumilla RWH	Manoharganj	36,400	10,800	3.4	15,075	7,101	2.1	148	4	37.0	1,212	1,319	0.9	250	28	8.9
123	Cumilla RWH	Matlab Dakshin	17,800	8,229	2.2	4,282	8,949	0.5	229	12	19.1	1,333	1,826	0.7	250	55	4.5
124	Cumilla RWH	Matlab Uttar	20,200	16,682	1.2	670	10,062	0.1	137	51	2.7	1,868	1,521	1.2	50	78	0.6
125	Cumilla RWH	Meghna	20,264	6,355	3.2	16,900	5,007	3.4	130	13	10.0	2,032	1,062	1.9	300	57	5.3

SL	Warehouse Name	Upazila Name	Condom			Shukhi			IUD			Injectables			Implant		
			CBL	AMD	MOS	CBL	AMD	MOS	CBL	AMD	MOS	CBL	AMD	MOS	CBL	AMD	MOS
126	Cumilla RWH	Muradnagar	15,780	26,349	0.6	10,260	13,642	0.8	125	17	7.4	442	3,226	0.1	600	124	4.8
127	Cumilla RWH	Nabinagar	38,472	18,003	2.1	8,710	9,326	0.9	72	28	2.6	50	1,999	0.0	250	118	2.1
128	Cumilla RWH	Nangalkot	8,000	16,347	0.5	8,510	7,602	1.1	158	9	17.6	4,188	2,141	2.0	50	84	0.6
129	Cumilla RWH	Nasirnagar	45,012	9,587	4.7	1,050	8,845	0.1	220	13	16.9	731	1,369	0.5	150	66	2.3
130	Cumilla RWH	Sarail	1,000	22,000	0.0	7,020	9,860	0.7	80	20	4.0	1,528	1,903	0.8	200	68	2.9
131	Cumilla RWH	Shahrasti	37,000	7,524	4.9	3,740	8,667	0.4	214	25	8.6	2,106	2,188	1.0	350	47	7.4
132	Cumilla RWH	Titas	40,296	16,900	2.4	19,780	7,418	2.7	211	26	8.1	2,631	2,036	1.3	250	16	15.6
133	Dhaka CWH	Araihazar	0	16,080	0.0	0	20,110	0.0	184	24	7.7	2,272	2,432	0.9	600	40	15.0
134	Dhaka CWH	Bandar	0	33,253	0.0	1,496	15,348	0.1	37	21	1.8	2,172	2,119	1.0	200	35	5.7
135	Dhaka CWH	Belabo	4,788	10,568	0.5	9,100	9,581	0.9	120	16	7.5	1,750	1,158	1.5	400	31	12.9
136	Dhaka CWH	Daulatpur	0	10,477	0.0	14,100	8,879	1.6	100	4	25.0	1,689	1,051	1.6	500	46	10.9
137	Dhaka CWH	Dhamrai	502	26,933	0.0	2,510	22,442	0.1	316	114	2.8	2,194	1,801	1.2	300	51	5.9
138	Dhaka CWH	Dohar	0	12,881	0.0	13,010	7,339	1.8	53	11	4.8	2,190	797	2.7	400	32	12.5
139	Dhaka CWH	Gazaria	6,326	8,851	0.7	4,800	7,237	0.7	58	21	2.8	1,284	623	2.1	100	34	2.9
140	Dhaka CWH	Gazipur Sadar	0	44,248	0.0	11,000	18,380	0.6	231	41	5.6	3,325	1,875	1.8	100	82	1.2
141	Dhaka CWH	Ghior	0	13,225	0.0	15,070	8,806	1.7	88	13	6.8	1,071	668	1.6	550	39	14.1
142	Dhaka CWH	Harirampur	872	19,347	0.0	44,691	6,260	7.1	35	4	8.8	563	456	1.2	443	38	11.7
143	Dhaka CWH	Kaliakair	905	26,772	0.0	2,209	16,420	0.1	197	49	4.0	1,497	1,030	1.5	800	27	29.6
144	Dhaka CWH	Kaliganj	0	32,841	0.0	0	14,196	0.0	147	20	7.4	3,255	1,967	1.7	300	44	6.8
145	Dhaka CWH	Kapasia	156	24,849	0.0	0	16,732	0.0	86	10	8.6	1,438	731	2.0	300	67	4.5
146	Dhaka CWH	Keraniganj	0	37,895	0.0	15,430	20,580	0.7	213	79	2.7	4,773	3,333	1.4	300	96	3.1
147	Dhaka CWH	Lohajang	0	13,098	0.0	14,090	7,449	1.9	25	5	5.0	750	516	1.5	600	39	15.4
148	Dhaka CWH	Manikganj Sadar	1,800	29,488	0.1	43,500	11,677	3.7	74	21	3.5	1,500	1,041	1.4	300	99	3.0
149	Dhaka CWH	Manohardi	300	14,622	0.0	20,480	10,046	2.0	102	30	3.4	2,690	1,476	1.8	850	36	23.6
150	Dhaka CWH	Mirpur	1,500	119,197	0.0	51,220	34,460	1.5	740	296	2.5	18,419	9,139	2.0	240	346	0.7

SL	Warehouse Name	Upazila Name	Condom			Shukhi			IUD			Injectables			Implant		
			CBL	AMD	MOS	CBL	AMD	MOS	CBL	AMD	MOS	CBL	AMD	MOS	CBL	AMD	MOS
151	Dhaka CWH	Munshiganj Sadar	0	27,419	0.0	22,760	15,655	1.5	39	11	3.5	3,019	1,430	2.1	300	26	11.5
152	Dhaka CWH	Narayanganj Sadar	0	68,619	0.0	25,390	42,679	0.6	113	26	4.3	12,537	6,570	1.9	500	114	4.4
153	Dhaka CWH	Narsingdi Sadar	17,756	37,833	0.5	70,300	37,366	1.9	368	84	4.4	9,838	6,487	1.5	1,150	82	14.0
154	Dhaka CWH	Nawabganj	0	15,931	0.0	13,110	11,569	1.1	91	20	4.6	1,867	855	2.2	300	47	6.4
155	Dhaka CWH	Palash	1,200	15,070	0.1	6,670	11,359	0.6	74	12	6.2	1,523	1,048	1.5	250	35	7.1
156	Dhaka CWH	Roypura	264	40,003	0.0	44,150	22,643	1.9	178	51	3.5	6,966	3,322	2.1	800	49	16.3
157	Dhaka CWH	Rupganj	12,712	35,817	0.4	220	28,213	0.0	124	29	4.3	5,148	2,542	2.0	600	44	13.6
158	Dhaka CWH	Saturia	0	16,767	0.0	3,880	8,888	0.4	155	27	5.7	1,060	614	1.7	600	49	12.2
159	Dhaka CWH	Savar	21,000	84,531	0.2	43,530	23,360	1.9	299	71	4.2	6,132	3,528	1.7	300	93	3.2
160	Dhaka CWH	Serajdikhan	1,055	17,466	0.1	17,170	13,537	1.3	120	15	8.0	1,500	876	1.7	600	33	18.2
161	Dhaka CWH	Shibalaya	300	12,344	0.0	11,470	8,191	1.4	63	8	7.9	2,200	923	2.4	200	38	5.3
162	Dhaka CWH	Shibpur	336	16,160	0.0	19,440	12,297	1.6	126	10	12.6	3,207	1,548	2.1	600	32	18.8
163	Dhaka CWH	Singair	5,276	24,419	0.2	41,270	13,174	3.1	32	15	2.1	1,141	888	1.3	300	49	6.1
164	Dhaka CWH	Sonargaon	5	24,919	0.0	9,580	19,915	0.5	165	18	9.2	4,219	2,787	1.5	300	44	6.8
165	Dhaka CWH	Sreenagar	0	15,878	0.0	9,340	11,444	0.8	82	14	5.9	1,214	730	1.7	900	42	21.4
166	Dhaka CWH	Sreepur	15,360	28,472	0.5	18,880	20,129	0.9	180	22	8.2	2,375	1,401	1.7	400	61	6.6
167	Dhaka CWH	Tejgaon	600	145,317	0.0	155,325	72,170	2.2	1,597	574	2.8	23,028	12,842	1.8	2,835	834	3.4
168	Dhaka CWH	Tongi	32	23,311	0.0	15,990	8,152	2.0	52	24	2.2	1,354	793	1.7	260	54	4.8
169	Dhaka CWH	Tongibari	306	12,551	0.0	21,530	8,742	2.5	110	3	36.7	1,247	500	2.5	600	13	46.2
170	Dinajpur RWH	Atwari	7,954	2,985	2.7	20,650	5,050	4.1	105	3	35.0	1,159	834	1.4	100	16	6.3
171	Dinajpur RWH	Baliadangi	8,900	3,474	2.6	16,000	6,240	2.6	95	4	23.8	7,671	1,591	4.8	200	25	8.0
172	Dinajpur RWH	Biral	9,626	8,048	1.2	18,210	10,503	1.7	135	8	16.9	2,375	1,022	2.3	210	51	4.1
173	Dinajpur RWH	Birampur	4,200	6,826	0.6	9,630	6,720	1.4	78	14	5.6	1,476	408	3.6	100	47	2.1
174	Dinajpur RWH	Birganj	2,100	10,601	0.2	10,560	15,492	0.7	98	11	8.9	3,969	1,763	2.3	50	106	0.5
175	Dinajpur RWH	Bochaganj	7,736	5,058	1.5	16,850	7,303	2.3	95	16	5.9	1,545	579	2.7	0	62	0.0

SL	Warehouse Name	Upazila Name	Condom			Shukhi			IUD			Injectables			Implant		
			CBL	AMD	MOS	CBL	AMD	MOS	CBL	AMD	MOS	CBL	AMD	MOS	CBL	AMD	MOS
176	Dinajpur RWH	Boda	900	8,789	0.1	190	13,125	0.0	82	5	16.4	7,132	2,332	3.1	200	73	2.7
177	Dinajpur RWH	Chirirbandar	1,315	9,477	0.1	4,800	14,709	0.3	73	9	8.1	1,552	1,443	1.1	50	117	0.4
178	Dinajpur RWH	Debiganj	19,100	6,423	3.0	22,160	11,462	1.9	170	12	14.2	6,949	2,720	2.6	50	34	1.5
179	Dinajpur RWH	Dinajpur Sadar	52,900	14,515	3.6	18,870	11,062	1.7	176	24	7.3	4,380	1,899	2.3	0	155	0.0
180	Dinajpur RWH	Fulbari	4,188	10,170	0.4	9,140	7,724	1.2	56	12	4.7	2,904	604	4.8	50	39	1.3
181	Dinajpur RWH	Haripur	5,000	4,370	1.1	15,450	5,986	2.6	90	9	10.0	2,180	772	2.8	50	19	2.6
182	Dinajpur RWH	Kaharole	4,400	3,548	1.2	11,710	9,624	1.2	49	7	7.0	1,635	616	2.7	200	62	3.2
183	Dinajpur RWH	Khansama	22,846	4,426	5.2	10,560	11,953	0.9	266	4	66.5	2,750	1,629	1.7	0	66	0.0
184	Dinajpur RWH	Nawabganj	8,200	9,200	0.9	35,000	8,895	3.9	78	4	19.5	3,500	1,128	3.1	100	47	2.1
185	Dinajpur RWH	Panchagarh Sadar	306	11,550	0.0	9,520	12,014	0.8	53	13	4.1	6,146	2,385	2.6	0	32	0.0
186	Dinajpur RWH	Parbatipur	16,800	16,557	1.0	26,430	13,343	2.0	119	12	9.9	2,258	1,683	1.3	50	85	0.6
187	Dinajpur RWH	Pirganj	4,300	9,680	0.4	17,280	10,767	1.6	166	20	8.3	2,945	981	3.0	0	69	0.0
188	Dinajpur RWH	Ranisankail	13,152	5,014	2.6	6,710	12,562	0.5	102	5	20.4	5,046	1,051	4.8	200	35	5.7
189	Dinajpur RWH	Tentulia	360	5,598	0.1	5,530	5,852	0.9	39	11	3.5	1,503	546	2.8	100	22	4.5
190	Dinajpur RWH	Thakurgaon Sadar	8,100	16,931	0.5	15,310	20,748	0.7	75	14	5.4	15,695	4,653	3.4	0	142	0.0
191	Faridpur RWH	Alfadanga	13,932	8,639	1.6	4,595	4,167	1.1	118	6	19.7	0	598	0.0	300	48	6.3
192	Faridpur RWH	Baliakandi	20,592	14,289	1.4	11,150	10,257	1.1	55	5	11.0	4,280	819	5.2	400	67	6.0
193	Faridpur RWH	Bhanga	31,125	25,874	1.2	21,387	14,371	1.5	220	35	6.3	65	965	0.1	500	111	4.5
194	Faridpur RWH	Bhedarganj	14,788	8,629	1.7	10,800	6,615	1.6	133	16	8.3	68	1,578	0.0	300	23	13.0
195	Faridpur RWH	Boalmari	15,637	13,935	1.1	8,430	10,757	0.8	92	8	11.5	298	1,089	0.3	400	64	6.3
196	Faridpur RWH	Char Bhadrasan	12,362	9,653	1.3	700	3,039	0.2	14	7	2.0	28	296	0.1	50	17	2.9
197	Faridpur RWH	Damudya	5,928	5,036	1.2	11,350	2,859	4.0	100	13	7.7	570	335	1.7	100	12	8.3
198	Faridpur RWH	Faridpur Sadar	36,012	37,164	1.0	10,230	18,224	0.6	80	28	2.9	0	2,734	0.0	400	143	2.8
199	Faridpur RWH	Goalanda	67,500	7,223	9.3	2,470	4,532	0.5	11	5	2.2	1,927	700	2.8	250	32	7.8
200	Faridpur RWH	Gopalganj Sadar	19,750	37,067	0.5	19,390	15,288	1.3	65	31	2.1	1,277	1,387	0.9	500	196	2.6

SL	Warehouse Name	Upazila Name	Condom			Shukhi			IUD			Injectables			Implant		
			CBL	AMD	MOS	CBL	AMD	MOS	CBL	AMD	MOS	CBL	AMD	MOS	CBL	AMD	MOS
201	Faridpur RWH	Gosairhat	133,356	8,182	16.3	9,005	6,765	1.3	110	21	5.2	16	876	0.0	300	22	13.6
202	Faridpur RWH	Kalkini	1,800	20,770	0.1	8,515	12,875	0.7	184	19	9.7	2,404	1,421	1.7	50	28	1.8
203	Faridpur RWH	Kalukhali	46,556	9,119	5.1	6,440	7,226	0.9	0	6	0.0	87	671	0.1	0	39	0.0
204	Faridpur RWH	Kashiani	2,412	18,349	0.1	3,560	8,762	0.4	5	9	0.6	1,313	852	1.5	0	44	0.0
205	Faridpur RWH	Kotalipara	31,500	12,048	2.6	39,415	10,664	3.7	43	6	7.2	4,010	842	4.8	350	65	5.4
206	Faridpur RWH	Madaripur Sadar	571	20,717	0.0	19,930	16,155	1.2	143	55	2.6	5,053	3,622	1.4	200	80	2.5
207	Faridpur RWH	Madhukhali	45,756	13,069	3.5	26,960	12,675	2.1	137	32	4.3	1,503	1,157	1.3	500	49	10.2
208	Faridpur RWH	Muksudpur	15,330	24,816	0.6	1,514	20,605	0.1	0	17	0.0	1	2,123	0.0	300	68	4.4
209	Faridpur RWH	Nagarkanda	15,167	14,894	1.0	8,015	8,438	0.9	167	22	7.6	195	551	0.4	450	36	12.5
210	Faridpur RWH	Naria	105,599	10,468	10.1	12,500	7,775	1.6	81	8	10.1	0	611	0.0	400	47	8.5
211	Faridpur RWH	Pangsha	8,700	16,268	0.5	17,410	11,185	1.6	27	21	1.3	364	1,321	0.3	300	58	5.2
212	Faridpur RWH	Rajbari Sadar	25,644	30,105	0.9	7,115	12,368	0.6	198	66	3.0	1,930	1,546	1.2	500	183	2.7
213	Faridpur RWH	Rajoir	6,900	10,983	0.6	11,620	9,695	1.2	44	3	14.7	2,113	991	2.1	100	51	2.0
214	Faridpur RWH	Sadarpur	15,060	17,844	0.8	3,345	5,661	0.6	20	6	3.3	4	711	0.0	100	17	5.9
215	Faridpur RWH	Saltha	16,152	11,704	1.4	580	9,039	0.1	105	15	7.0	0	588	0.0	0	46	0.0
216	Faridpur RWH	Shariatpur Sadar	11,032	9,712	1.1	1,915	7,167	0.3	134	42	3.2	2	735	0.0	100	84	1.2
217	Faridpur RWH	Shib Char	5,536	24,205	0.2	100	14,932	0.0	75	15	5.0	361	1,446	0.2	350	87	4.0
218	Faridpur RWH	Tungipara	29,728	11,622	2.6	14,090	6,445	2.2	24	9	2.7	1,306	566	2.3	400	23	17.4
219	Faridpur RWH	Zanjira	29,660	13,898	2.1	20,881	6,410	3.3	221	8	27.6	97	783	0.1	350	38	9.2
220	Jamalpur RWH	Bakshiganj	108	9,946	0.0	18,310	15,348	1.2	68	8	8.5	2,028	1,416	1.4	300	35	8.6
221	Jamalpur RWH	Char Rajibpur	300	9,934	0.0	29,235	2,837	10.3	74	8	9.3	2,010	767	2.6	165	47	3.5
222	Jamalpur RWH	Dewanganj	0	15,813	0.0	28,880	12,330	2.3	20	10	2.0	4,250	2,300	1.8	250	75	3.3
223	Jamalpur RWH	Islampur	2,072	29,822	0.1	45,810	19,344	2.4	59	21	2.8	2,642	2,011	1.3	150	53	2.8
224	Jamalpur RWH	Jamalpur Sadar	3,600	37,422	0.1	39,360	41,430	1.0	270	43	6.3	9,100	4,634	2.0	300	66	4.5
225	Jamalpur RWH	Jhenaigati	3,000	10,617	0.3	20,160	14,073	1.4	18	3	6.0	3,017	1,699	1.8	200	55	3.6



SL	Warehouse Name	Upazila Name	Condom			Shukhi			IUD			Injectables			Implant		
			CBL	AMD	MOS	CBL	AMD	MOS	CBL	AMD	MOS	CBL	AMD	MOS	CBL	AMD	MOS
226	Jamalpur RWH	Madarganj	0	10,862	0.0	15,840	12,170	1.3	75	12	6.3	1,150	691	1.7	350	57	6.1
227	Jamalpur RWH	Melandaha	600	18,222	0.0	20,400	18,652	1.1	50	17	2.9	2,800	1,530	1.8	100	54	1.9
228	Jamalpur RWH	Nakla	0	13,459	0.0	16,695	13,085	1.3	107	3	35.7	3,080	1,173	2.6	350	60	5.8
229	Jamalpur RWH	Nalitabari	834	14,193	0.1	23,180	17,278	1.3	60	11	5.5	2,747	1,443	1.9	100	55	1.8
230	Jamalpur RWH	Raumari	2,100	12,516	0.2	13,440	9,343	1.4	25	15	1.7	2,476	1,280	1.9	150	42	3.6
231	Jamalpur RWH	Sarishabari	0	29,726	0.0	37,440	17,089	2.2	90	19	4.7	2,730	1,728	1.6	550	49	11.2
232	Jamalpur RWH	Sherpur Sadar	800	25,986	0.0	27,950	27,438	1.0	99	22	4.5	7,190	4,040	1.8	50	76	0.7
233	Jamalpur RWH	Sreebardi	0	10,863	0.0	28,184	14,281	2.0	85	5	17.0	2,030	978	2.1	300	54	5.6
234	Jashore RWH	Abhaynagar	2,484	15,167	0.2	5,565	9,274	0.6	63	8	7.9	2,040	1,662	1.2	100	35	2.9
235	Jashore RWH	Bagher Para	11,004	13,023	0.8	10,920	9,283	1.2	52	10	5.2	2,314	1,126	2.1	200	38	5.3
236	Jashore RWH	Chaugachha	11,000	16,219	0.7	5,685	9,613	0.6	112	4	28.0	2,068	870	2.4	300	27	11.1
237	Jashore RWH	Harinakunda	10,872	9,879	1.1	12,665	7,976	1.6	67	11	6.1	1,102	873	1.3	150	37	4.1
238	Jashore RWH	Jashore Sadar	8,800	30,707	0.3	87,103	27,278	3.2	122	32	3.8	7,203	3,644	2.0	440	112	3.9
239	Jashore RWH	Jhenaidah Sadar	8,855	15,179	0.6	20,400	12,136	1.7	301	40	7.5	2,635	1,768	1.5	15	58	0.3
240	Jashore RWH	Jhikargachha	2,100	18,662	0.1	13,660	7,330	1.9	35	9	3.9	2,200	1,073	2.1	200	26	7.7
241	Jashore RWH	Kalia	11,088	14,196	0.8	18,995	10,285	1.8	100	19	5.3	2,176	919	2.4	300	61	4.9
242	Jashore RWH	Kaliganj	12,480	11,240	1.1	17,455	10,912	1.6	96	9	10.7	1,447	922	1.6	450	32	14.1
243	Jashore RWH	Keshabpur	600	13,054	0.0	15,805	11,528	1.4	175	13	13.5	3,191	2,021	1.6	300	49	6.1
244	Jashore RWH	Kotchandpur	9,100	7,791	1.2	9,320	5,617	1.7	105	8	13.1	965	615	1.6	600	29	20.7
245	Jashore RWH	Lohagara	10,800	12,488	0.9	16,770	16,241	1.0	118	17	6.9	4,515	2,122	2.1	750	42	17.9
246	Jashore RWH	Magura Sadar	996	22,947	0.0	4,070	21,380	0.2	224	58	3.9	4,468	2,613	1.7	100	117	0.9
247	Jashore RWH	Maheshpur	10,946	10,201	1.1	7,855	9,579	0.8	155	21	7.4	3,915	2,255	1.7	400	31	12.9
248	Jashore RWH	Manirampur	11,300	19,292	0.6	3,500	19,550	0.2	95	14	6.8	10,699	5,130	2.1	100	54	1.9
249	Jashore RWH	Mohammadpur	192	9,295	0.0	33,410	9,397	3.6	129	12	10.8	1,000	917	1.1	300	43	7.0
250	Jashore RWH	Narail Sadar	13,217	9,894	1.3	13,755	14,100	1.0	130	19	6.8	3,986	1,977	2.0	300	67	4.5

SL	Warehouse Name	Upazila Name	Condom			Shukhi			IUD			Injectables			Implant		
			CBL	AMD	MOS	CBL	AMD	MOS	CBL	AMD	MOS	CBL	AMD	MOS	CBL	AMD	MOS
251	Jashore RWH	Shailkupa	14,616	13,141	1.1	19,545	13,467	1.5	178	13	13.7	2,947	1,693	1.7	300	45	6.7
252	Jashore RWH	Shalikka	9,048	10,698	0.8	4,265	9,239	0.5	107	9	11.9	1,278	794	1.6	250	30	8.3
253	Jashore RWH	Sharsha	96	21,364	0.0	5,305	13,368	0.4	33	7	4.7	5,450	2,961	1.8	400	31	12.9
254	Jashore RWH	Sreepur	7,452	10,993	0.7	4,955	9,455	0.5	46	10	4.6	1,199	839	1.4	300	38	7.9
255	Khulna RWH	Assasuni	9,708	16,993	0.6	11,475	20,861	0.6	60	4	15.0	4,422	1,581	2.8	350	28	12.5
256	Khulna RWH	Bagerhat Sadar	300	20,314	0.0	37,150	14,051	2.6	122	15	8.1	4,413	1,289	3.4	75	70	1.1
257	Khulna RWH	Batiaghata	2,400	18,400	0.1	9,840	11,229	0.9	42	9	4.7	450	917	0.5	200	40	5.0
258	Khulna RWH	Chitalmari	1,800	15,029	0.1	61,685	10,081	6.1	125	7	17.9	3,457	1,338	2.6	200	34	5.9
259	Khulna RWH	Dacope	21,900	10,154	2.2	39,345	12,381	3.2	43	10	4.3	1,562	719	2.2	100	68	1.5
260	Khulna RWH	Daulatpur	40,500	27,144	1.5	22,579	14,695	1.5	0	17	0.0	9,300	2,340	4.0	400	39	10.3
261	Khulna RWH	Debhata	4,200	14,701	0.3	30,420	10,354	2.9	35	4	8.8	960	640	1.5	300	23	13.0
262	Khulna RWH	Dumuria	33,900	29,735	1.1	101,525	30,718	3.3	181	14	12.9	16,270	3,400	4.8	550	70	7.9
263	Khulna RWH	Fakirhat	2,600	10,374	0.3	73,550	7,483	9.8	69	3	23.0	1,563	507	3.1	300	28	10.7
264	Khulna RWH	Kachua	11,412	8,412	1.4	25,055	8,665	2.9	62	12	5.2	702	710	1.0	50	35	1.4
265	Khulna RWH	Kalarooa	120	29,939	0.0	74,250	10,873	6.8	78	5	15.6	3,000	1,564	1.9	300	27	11.1
266	Khulna RWH	Kaliganj	2,400	29,939	0.1	17,460	23,894	0.7	65	5	13.0	4,894	1,734	2.8	200	39	5.1
267	Khulna RWH	Khulna Sadar	37,172	54,947	0.7	118,015	15,044	7.8	164	61	2.7	4,684	3,493	1.3	330	28	11.8
268	Khulna RWH	Koyra	16,500	14,252	1.2	28,280	19,546	1.4	58	12	4.8	1,519	713	2.1	100	54	1.9
269	Khulna RWH	Mollahat	4,503	9,892	0.5	13,065	8,821	1.5	60	2	30.0	976	526	1.9	200	54	3.7
270	Khulna RWH	Mongla	18,000	12,560	1.4	39,330	9,160	4.3	95	4	23.8	2,000	615	3.3	200	23	8.7
271	Khulna RWH	Morrelganj	12,300	17,364	0.7	89,400	18,003	5.0	178	44	4.0	3,795	1,648	2.3	250	58	4.3
272	Khulna RWH	Paikgachha	26,100	14,255	1.8	66,345	20,092	3.3	91	11	8.3	1,975	1,102	1.8	450	49	9.2
273	Khulna RWH	Phultala	9,300	19,727	0.5	38,805	6,074	6.4	45	23	2.0	1,885	769	2.5	200	47	4.3
274	Khulna RWH	Rampal	7,100	16,911	0.4	24,085	12,313	2.0	34	7	4.9	1,310	548	2.4	0	28	0.0
275	Khulna RWH	Rupsa	17,600	11,985	1.5	16,640	10,200	1.6	49	12	4.1	792	472	1.7	200	34	5.9

SL	Warehouse Name	Upazila Name	Condom			Shukhi			IUD			Injectables			Implant		
			CBL	AMD	MOS	CBL	AMD	MOS	CBL	AMD	MOS	CBL	AMD	MOS	CBL	AMD	MOS
276	Khulna RWH	Sarankhola	18,600	8,406	2.2	20,280	6,478	3.1	50	5	10.0	225	955	0.2	400	47	8.5
277	Khulna RWH	Satkhira Sadar	36,422	51,259	0.7	16,775	22,401	0.7	115	5	23.0	7,389	3,211	2.3	390	34	11.5
278	Khulna RWH	Shyamnagar	4,524	21,606	0.2	3,280	26,901	0.1	52	6	8.7	485	1,468	0.3	200	70	2.9
279	Khulna RWH	Tala	700	22,819	0.0	31,775	22,354	1.4	114	39	2.9	5,310	2,689	2.0	300	48	6.3
280	Khulna RWH	Terokhada	11,100	13,107	0.8	20,090	7,518	2.7	90	5	18.0	138	455	0.3	100	28	3.6
281	Kushtia RWH	Alamdanga	10,800	19,353	0.6	19,380	16,430	1.2	38	12	3.2	242	2,094	0.1	0	61	0.0
282	Kushtia RWH	Bheramara	720	14,144	0.1	8,375	7,980	1.0	25	4	6.3	1,661	1,075	1.5	10	37	0.3
283	Kushtia RWH	Chuadanga Sadar	22,200	30,299	0.7	12,475	12,121	1.0	80	15	5.3	1,304	3,210	0.4	100	44	2.3
284	Kushtia RWH	Damurhuda	16,026	20,170	0.8	16,085	12,863	1.3	1	13	0.1	8	3,242	0.0	200	44	4.5
285	Kushtia RWH	Daulatpur	300	33,145	0.0	19,640	17,186	1.1	165	5	33.0	6,875	3,737	1.8	0	31	0.0
286	Kushtia RWH	Gangni	18,000	23,257	0.8	15,235	10,532	1.4	76	10	7.6	6,947	4,079	1.7	400	22	18.2
287	Kushtia RWH	Jiban Nagar	12,700	5,540	2.3	13,505	6,100	2.2	140	16	8.8	524	1,358	0.4	100	32	3.1
288	Kushtia RWH	Khoksa	900	14,363	0.1	6,535	8,175	0.8	35	2	17.5	477	446	1.1	0	18	0.0
289	Kushtia RWH	Kumarkhali	19,300	25,120	0.8	12,470	13,859	0.9	60	6	10.0	2,393	1,663	1.4	200	44	4.5
290	Kushtia RWH	Kushtia Sadar	29,500	40,062	0.7	27,890	26,833	1.0	146	28	5.2	2,941	3,644	0.8	140	59	2.4
291	Kushtia RWH	Meherpur Sadar	21,820	23,139	0.9	14,120	8,024	1.8	102	13	7.8	4,376	2,264	1.9	50	18	2.8
292	Kushtia RWH	Mirpur	12,400	23,651	0.5	13,390	13,867	1.0	40	3	13.3	2,682	1,908	1.4	150	27	5.6
293	Kushtia RWH	Mujib Nagar	7,236	8,429	0.9	4,710	2,344	2.0	37	5	7.4	935	916	1.0	50	11	4.5
294	Mymensingh RWH	Atpara	10,128	5,703	1.8	100	10,530	0.0	84	4	21.0	914	691	1.3	300	46	6.5
295	Mymensingh RWH	Austagram	26,700	7,917	3.4	13,880	6,900	2.0	200	17	11.8	2,220	800	2.8	200	23	8.7
296	Mymensingh RWH	Bajitpur	25,407	12,300	2.1	15,350	11,904	1.3	77	13	5.9	1,000	740	1.4	200	52	3.8
297	Mymensingh RWH	Barhatta	32,532	11,258	2.9	2,940	15,474	0.2	90	8	11.3	4,201	1,427	2.9	200	53	3.8
298	Mymensingh RWH	Bhairab	37,382	21,751	1.7	6,020	13,493	0.4	140	22	6.4	2,703	1,378	2.0	400	79	5.1
299	Mymensingh RWH	Bhaluka	24,800	33,644	0.7	5,760	31,990	0.2	177	57	3.1	1,969	1,591	1.2	100	72	1.4
300	Mymensingh RWH	Dharampasha	49,188	16,568	3.0	27,410	14,618	1.9	120	13	9.2	4,164	1,469	2.8	300	128	2.3

SL	Warehouse Name	Upazila Name	Condom			Shukhi			IUD			Injectables			Implant		
			CBL	AMD	MOS	CBL	AMD	MOS	CBL	AMD	MOS	CBL	AMD	MOS	CBL	AMD	MOS
301	Mymensingh RWH	Dhobaura	19,097	12,253	1.6	1,577	12,987	0.1	101	6	16.8	1,197	1,222	1.0	100	21	4.8
302	Mymensingh RWH	Durgapur	13,000	20,900	0.6	2,400	16,573	0.1	68	5	13.6	3,546	2,397	1.5	100	52	1.9
303	Mymensingh RWH	Fulbaria	25,200	23,526	1.1	9,355	34,053	0.3	89	32	2.8	1,960	1,631	1.2	0	47	0.0
304	Mymensingh RWH	Gaffargaon	28,656	30,346	0.9	5,870	27,681	0.2	240	36	6.7	3,591	2,183	1.6	350	72	4.9
305	Mymensingh RWH	Gauripur	40,572	12,180	3.3	49,030	22,009	2.2	95	14	6.8	3,309	1,859	1.8	200	35	5.7
306	Mymensingh RWH	Haluaghat	36,920	12,794	2.9	5,162	19,640	0.3	52	13	4.0	1,885	1,557	1.2	150	40	3.8
307	Mymensingh RWH	Hossainpur	13,990	7,063	2.0	6,710	8,852	0.8	42	14	3.0	1,882	763	2.5	200	45	4.4
308	Mymensingh RWH	Ishwarganj	27,300	18,410	1.5	52,350	43,737	1.2	64	6	10.7	3,196	1,987	1.6	300	43	7.0
309	Mymensingh RWH	Itna	15,524	5,043	3.1	8,220	8,127	1.0	83	26	3.2	348	175	2.0	150	34	4.4
310	Mymensingh RWH	Kalmakanda	26,040	23,982	1.1	3,495	21,178	0.2	45	5	9.0	1,916	1,273	1.5	100	57	1.8
311	Mymensingh RWH	Karimganj	16,896	14,160	1.2	24,480	16,813	1.5	111	16	6.9	1,964	947	2.1	200	97	2.1
312	Mymensingh RWH	Katiadi	41,700	16,704	2.5	960	13,194	0.1	152	29	5.2	2,211	1,282	1.7	200	42	4.8
313	Mymensingh RWH	Kendua	17,432	18,316	1.0	25,640	24,075	1.1	54	13	4.2	2,791	1,410	2.0	126	77	1.6
314	Mymensingh RWH	Khaliajuri	15,246	7,067	2.2	5,720	6,003	1.0	140	3	46.7	1,603	473	3.4	300	28	10.7
315	Mymensingh RWH	Kishoreganj Sadar	43,356	26,859	1.6	41,070	24,566	1.7	385	56	6.9	6,434	2,175	3.0	450	62	7.3
316	Mymensingh RWH	Kuliar Char	21,300	8,454	2.5	11,695	8,681	1.3	80	2	40.0	1,006	740	1.4	200	44	4.5
317	Mymensingh RWH	Madan	18,904	11,802	1.6	8,610	12,178	0.7	85	5	17.0	1,184	731	1.6	0	50	0.0
318	Mymensingh RWH	Mithamain	24,660	9,030	2.7	14,175	7,905	1.8	97	8	12.1	908	283	3.2	200	31	6.5
319	Mymensingh RWH	Mohanganj	18,600	7,050	2.6	4,410	11,980	0.4	93	18	5.2	2,282	925	2.5	300	62	4.8
320	Mymensingh RWH	Muktagachha	39,912	25,461	1.6	29,560	32,034	0.9	171	19	9.0	4,515	2,274	2.0	200	49	4.1
321	Mymensingh RWH	Mymensingh Sadar	34,100	47,878	0.7	8,110	41,349	0.2	172	77	2.2	4,946	3,568	1.4	12	150	0.1
322	Mymensingh RWH	Nandail	29,100	13,710	2.1	29,150	40,567	0.7	115	19	6.1	2,682	2,267	1.2	200	30	6.7
323	Mymensingh RWH	Netrakona Sadar	38,478	24,943	1.5	5,240	25,228	0.2	57	7	8.1	4,060	2,670	1.5	200	135	1.5
324	Mymensingh RWH	Nikli	12,132	5,427	2.2	9,300	6,182	1.5	119	21	5.7	763	562	1.4	150	62	2.4
325	Mymensingh RWH	Pakundia	15,018	13,381	1.1	11,270	11,954	0.9	56	30	1.9	1,526	775	2.0	200	76	2.6

SL	Warehouse Name	Upazila Name	Condom			Shukhi			IUD			Injectables			Implant		
			CBL	AMD	MOS	CBL	AMD	MOS	CBL	AMD	MOS	CBL	AMD	MOS	CBL	AMD	MOS
326	Mymensingh RWH	Phulpur	30,000	29,091	1.0	1,820	49,424	0.0	135	29	4.7	4,300	3,287	1.3	100	123	0.8
327	Mymensingh RWH	Purbadhala	15,000	14,213	1.1	3,360	22,563	0.1	125	10	12.5	2,480	2,145	1.2	100	70	1.4
328	Mymensingh RWH	Tarail	17,828	12,046	1.5	24,625	12,346	2.0	120	17	7.1	865	746	1.2	250	45	5.6
329	Mymensingh RWH	Trishal	14,124	25,967	0.5	12,000	39,209	0.3	226	31	7.3	3,094	1,861	1.7	200	48	4.2
330	Noakhali RWH	Begumganj	4,200	24,771	0.2	4,290	12,851	0.3	240	98	2.4	833	2,293	0.4	10	116	0.1
331	Noakhali RWH	Chatkhil	9,860	7,057	1.4	6,990	5,400	1.3	157	24	6.5	1,750	1,065	1.6	151	42	3.6
332	Noakhali RWH	Chhagalnaiya	2,100	11,671	0.2	4,920	5,568	0.9	220	19	11.6	2	593	0.0	300	45	6.7
333	Noakhali RWH	Companiganj	18	8,664	0.0	3,095	5,232	0.6	180	11	16.4	500	1,144	0.4	300	49	6.1
334	Noakhali RWH	Daganbhuiyan	11,128	14,254	0.8	9,940	5,866	1.7	185	19	9.7	21	954	0.0	300	55	5.5
335	Noakhali RWH	Feni Sadar	27,400	35,533	0.8	16,620	13,639	1.2	573	153	3.7	2,012	3,169	0.6	832	105	7.9
336	Noakhali RWH	Fulgazi	4,584	4,972	0.9	5,645	2,765	2.0	235	15	15.7	512	399	1.3	500	19	26.3
337	Noakhali RWH	Hatiya	36	22,829	0.0	729	20,212	0.0	489	98	5.0	312	3,356	0.1	100	136	0.7
338	Noakhali RWH	Kabirhat	2,640	11,851	0.2	4,167	5,999	0.7	120	18	6.7	60	1,414	0.0	10	64	0.2
339	Noakhali RWH	Kamalnagar	15,048	7,134	2.1	10,005	5,989	1.7	217	40	5.4	38	3,094	0.0	305	63	4.8
340	Noakhali RWH	Lakshmpur Sadar	1,320	18,630	0.1	1,590	12,647	0.1	95	38	2.5	10	5,389	0.0	100	64	1.6
341	Noakhali RWH	Noakhali Sadar	1,500	29,735	0.1	10,155	9,396	1.1	343	87	3.9	520	3,052	0.2	200	124	1.6
342	Noakhali RWH	Parshuram	7,329	4,133	1.8	5,750	2,750	2.1	142	14	10.1	705	366	1.9	300	37	8.1
343	Noakhali RWH	Ramganj	3,564	12,351	0.3	3,020	5,983	0.5	135	10	13.5	2	1,906	0.0	300	32	9.4
344	Noakhali RWH	Ramgati	25,603	5,206	4.9	5,440	5,640	1.0	183	22	8.3	1,007	2,922	0.3	300	97	3.1
345	Noakhali RWH	Roypur	15,272	3,796	4.0	11,505	6,303	1.8	225	48	4.7	1,184	1,286	0.9	400	51	7.8
346	Noakhali RWH	Senbagh	34,100	11,085	3.1	30,075	7,101	4.2	217	16	13.6	1,665	1,487	1.1	350	51	6.9
347	Noakhali RWH	Sonagazi	9,318	15,560	0.6	990	8,306	0.1	96	30	3.2	0	1,740	0.0	400	47	8.5
348	Noakhali RWH	Sonaimuri	7,200	14,214	0.5	5,940	5,874	1.0	134	25	5.4	3,151	1,867	1.7	170	55	3.1
349	Noakhali RWH	Subarnachar	9,900	13,360	0.7	5,340	8,199	0.7	240	17	14.1	715	1,614	0.4	200	99	2.0
350	Pabna RWH	Atgharia	156	11,880	0.0	36,190	8,195	4.4	100	14	7.1	2,245	388	5.8	50	34	1.5

SL	Warehouse Name	Upazila Name	Condom			Shukhi			IUD			Injectables			Implant		
			CBL	AMD	MOS	CBL	AMD	MOS	CBL	AMD	MOS	CBL	AMD	MOS	CBL	AMD	MOS
351	Pabna RWH	Belkuchi	2,096	35,045	0.1	590	14,016	0.0	81	6	13.5	2,088	1,813	1.2	200	16	12.5
352	Pabna RWH	Bera	6,600	11,189	0.6	3,485	13,228	0.3	104	64	1.6	3,219	1,372	2.3	250	26	9.6
353	Pabna RWH	Bhangura	23,076	10,354	2.2	680	5,644	0.1	29	7	4.1	554	183	3.0	60	21	2.9
354	Pabna RWH	Chatmohar	4,500	33,360	0.1	960	24,130	0.0	279	23	12.1	4,273	1,900	2.2	200	40	5.0
355	Pabna RWH	Faridpur	4,476	11,057	0.4	340	6,969	0.0	145	13	11.2	749	1,182	0.6	50	32	1.6
356	Pabna RWH	Ishwardi	456	26,679	0.0	31,800	16,597	1.9	119	17	7.0	2,888	1,294	2.2	200	60	3.3
357	Pabna RWH	Kamarkhanda	5,290	17,312	0.3	7,865	8,567	0.9	201	16	12.6	1,277	954	1.3	100	22	4.5
358	Pabna RWH	Kazipur	6,200	31,865	0.2	16,405	13,431	1.2	240	88	2.7	2,660	2,610	1.0	300	67	4.5
359	Pabna RWH	Pabna Sadar	1,700	46,945	0.0	860	29,114	0.0	193	90	2.1	3,430	7,623	0.4	100	99	1.0
360	Pabna RWH	Royganj	100	26,351	0.0	1,200	22,316	0.1	136	26	5.2	887	1,639	0.5	400	21	19.0
361	Pabna RWH	Santhia	300	19,746	0.0	9,611	18,657	0.5	49	23	2.1	2,300	3,697	0.6	50	62	0.8
362	Pabna RWH	Shahjadpur	44	34,985	0.0	12,405	18,011	0.7	330	72	4.6	3,305	4,267	0.8	300	127	2.4
363	Pabna RWH	Sirajganj Sadar	0	46,946	0.0	1,835	24,471	0.1	100	45	2.2	6,696	4,890	1.4	350	40	8.8
364	Pabna RWH	Sujanagar	2,964	14,656	0.2	30,625	10,297	3.0	102	18	5.7	2,321	1,631	1.4	150	62	2.4
365	Pabna RWH	Tarash	2,800	20,274	0.1	1,650	16,526	0.1	214	51	4.2	1,318	1,383	1.0	100	26	3.8
366	Pabna RWH	Ullah Para	3,600	41,813	0.1	3,480	26,197	0.1	286	95	3.0	10,543	3,677	2.9	300	29	10.3
367	Patuakhali RWH	Amtali	300	15,458	0.0	17,885	17,675	1.0	149	10	14.9	4,561	2,509	1.8	50	132	0.4
368	Patuakhali RWH	Bamna	552	4,561	0.1	4,980	4,436	1.1	85	6	14.2	1,139	291	3.9	250	54	4.6
369	Patuakhali RWH	Barguna Sadar	0	9,638	0.0	3,860	12,770	0.3	230	46	5.0	7,500	3,740	2.0	200	114	1.8
370	Patuakhali RWH	Bauphal	0	12,786	0.0	8,690	18,263	0.5	89	15	5.9	5,441	2,350	2.3	600	53	11.3
371	Patuakhali RWH	Betagi	0	6,423	0.0	7,270	5,045	1.4	65	14	4.6	2,085	778	2.7	300	32	9.4
372	Patuakhali RWH	Dashmina	0	7,207	0.0	5,630	7,706	0.7	26	5	5.2	3,020	1,541	2.0	400	63	6.3
373	Patuakhali RWH	Dumki	0	6,319	0.0	3,780	3,405	1.1	45	6	7.5	896	437	2.1	100	14	7.1
374	Patuakhali RWH	Galachipa	632	17,272	0.0	24,860	22,799	1.1	159	21	7.6	9,443	4,909	1.9	50	98	0.5
375	Patuakhali RWH	Kalapara	0	16,737	0.0	8,260	16,424	0.5	75	11	6.8	5,740	2,870	2.0	0	50	0.0

SL	Warehouse Name	Upazila Name	Condom			Shukhi			IUD			Injectables			Implant		
			CBL	AMD	MOS	CBL	AMD	MOS	CBL	AMD	MOS	CBL	AMD	MOS	CBL	AMD	MOS
376	Patuakhali RWH	Mirzaganj	788	7,417	0.1	3,830	7,114	0.5	57	6	9.5	1,286	624	2.1	100	23	4.3
377	Patuakhali RWH	Patharghata	120	9,453	0.0	3,280	11,450	0.3	113	17	6.6	5,487	1,748	3.1	300	64	4.7
378	Patuakhali RWH	Patuakhali Sadar	0	21,956	0.0	9,960	17,215	0.6	143	65	2.2	6,869	3,774	1.8	370	114	3.2
379	Rajshahi RWH	Bagatipara	6,036	20,421	0.3	22,260	7,597	2.9	37	4	9.3	588	412	1.4	100	49	2.0
380	Rajshahi RWH	Bagha	2,700	28,142	0.1	39,730	9,817	4.0	8	3	2.7	854	1,658	0.5	100	32	3.1
381	Rajshahi RWH	Baghmara	3,900	31,821	0.1	32,240	26,259	1.2	52	17	3.1	1,322	1,690	0.8	100	28	3.6
382	Rajshahi RWH	Baraigram	300	19,708	0.0	42,580	14,855	2.9	44	25	1.8	1,870	1,640	1.1	40	57	0.7
383	Rajshahi RWH	Bholahat	6,900	8,476	0.8	21,025	4,970	4.2	20	3	6.7	566	499	1.1	50	26	1.9
384	Rajshahi RWH	Boalia	17,400	41,369	0.4	22,670	5,233	4.3	136	28	4.9	2,650	1,920	1.4	185	108	1.7
385	Rajshahi RWH	Chapai Nababganj Sadar	14,400	46,756	0.3	18,680	13,278	1.4	62	32	1.9	2,185	2,722	0.8	10	44	0.2
386	Rajshahi RWH	Charghat	33,900	23,529	1.4	25,375	11,026	2.3	42	8	5.3	2,012	1,028	2.0	50	49	1.0
387	Rajshahi RWH	Durgapur	848	22,734	0.0	49,350	10,482	4.7	33	3	11.0	1,037	624	1.7	100	32	3.1
388	Rajshahi RWH	Godagari	1,500	24,068	0.1	37,550	12,725	3.0	50	4	12.5	1,525	2,152	0.7	50	35	1.4
389	Rajshahi RWH	Gomastapur	18,900	25,476	0.7	8,850	14,080	0.6	122	13	9.4	127	938	0.1	200	22	9.1
390	Rajshahi RWH	Gurudaspur	1,752	27,352	0.1	10,195	15,292	0.7	34	4	8.5	894	797	1.1	150	54	2.8
391	Rajshahi RWH	Lalpur	3,322	25,490	0.1	78,720	21,141	3.7	32	15	2.1	764	1,989	0.4	15	55	0.3
392	Rajshahi RWH	Mohanpur	16,996	16,125	1.1	28,235	8,511	3.3	68	3	22.7	723	1,203	0.6	150	24	6.3
393	Rajshahi RWH	Nachole	5,100	12,914	0.4	10,680	5,328	2.0	17	1	17.0	925	635	1.5	50	22	2.3
394	Rajshahi RWH	Natore Sadar	9,240	40,753	0.2	36,865	19,180	1.9	29	24	1.2	581	1,134	0.5	100	85	1.2
395	Rajshahi RWH	Paba	24,900	43,693	0.6	23,510	9,688	2.4	10	4	2.5	1,015	2,502	0.4	100	36	2.8
396	Rajshahi RWH	Puthia	7,901	20,569	0.4	19,820	12,526	1.6	40	8	5.0	327	1,196	0.3	100	26	3.8
397	Rajshahi RWH	Shibganj	6,000	45,370	0.1	11,040	23,113	0.5	33	10	3.3	400	1,974	0.2	100	74	1.4
398	Rajshahi RWH	Singra	15,010	27,740	0.5	413	25,401	0.0	145	15	9.7	2,991	1,226	2.4	1	126	0.0
399	Rajshahi RWH	Tanore	6,900	24,082	0.3	36,200	14,897	2.4	40	2	20.0	2,702	1,130	2.4	300	45	6.7
400	Rangamati RWH	Baghaichhari	21,212	12,023	1.8	9,630	6,862	1.4	52	10	5.2	1,185	442	2.7	168	43	3.9

SL	Warehouse Name	Upazila Name	Condom			Shukhi			IUD			Injectables			Implant		
			CBL	AMD	MOS	CBL	AMD	MOS	CBL	AMD	MOS	CBL	AMD	MOS	CBL	AMD	MOS
401	Rangamati RWH	Barkal	26,600	4,101	6.5	18,680	3,457	5.4	35	6	5.8	381	398	1.0	100	12	8.3
402	Rangamati RWH	Belai Chhari	4,189	1,919	2.2	5,103	2,230	2.3	3	4	0.8	460	160	2.9	50	27	1.9
403	Rangamati RWH	Jurai Chhari	7,668	1,684	4.6	9,485	2,011	4.7	40	5	8.0	372	150	2.5	100	17	5.9
404	Rangamati RWH	Kaptai	13,800	5,257	2.6	3,665	2,310	1.6	35	5	7.0	1,290	360	3.6	50	16	3.1
405	Rangamati RWH	Kawkhali (betbunia)	2,924	2,548	1.1	7,196	2,326	3.1	8	10	0.8	111	485	0.2	122	25	4.9
406	Rangamati RWH	Langadu	10,290	7,621	1.4	6,495	4,788	1.4	29	12	2.4	2	374	0.0	118	35	3.4
407	Rangamati RWH	Naniarchar	20,160	4,133	4.9	7,830	4,125	1.9	25	3	8.3	630	317	2.0	60	12	5.0
408	Rangamati RWH	Rajasthali	5,828	1,352	4.3	4,700	1,342	3.5	45	6	7.5	404	100	4.0	50	11	4.5
409	Rangamati RWH	Rangamati Sadar	23,440	8,426	2.8	17,301	6,333	2.7	184	49	3.8	1,602	616	2.6	300	47	6.4
410	Rangpur RWH	Aditmari	77,504	11,500	6.7	52,280	15,135	3.5	184	63	2.9	3,325	3,040	1.1	50	65	0.8
411	Rangpur RWH	Badarganj	20,406	9,370	2.2	58,300	17,668	3.3	121	19	6.4	3,425	2,073	1.7	50	62	0.8
412	Rangpur RWH	Bhurungamari	33,621	18,525	1.8	189,380	17,885	10.6	54	21	2.6	6,472	3,546	1.8	150	48	3.1
413	Rangpur RWH	Chilmari	24,332	11,973	2.0	97,580	8,874	11.0	32	27	1.2	1,022	1,110	0.9	50	56	0.9
414	Rangpur RWH	Dimla	106,884	8,331	12.8	78,720	20,635	3.8	145	51	2.8	3,708	2,219	1.7	300	33	9.1
415	Rangpur RWH	Domar	37,644	8,573	4.4	62,300	14,146	4.4	38	13	2.9	3,465	2,132	1.6	10	48	0.2
416	Rangpur RWH	Fulchhari	17,856	13,148	1.4	14,460	9,615	1.5	75	4	18.8	3,408	2,150	1.6	350	34	10.3
417	Rangpur RWH	Gaibandha Sadar	52,436	29,809	1.8	39,520	30,810	1.3	62	18	3.4	7,494	4,063	1.8	280	249	1.1
418	Rangpur RWH	Gangachara	26,839	13,081	2.1	12,670	20,078	0.6	88	38	2.3	8,419	4,871	1.7	200	75	2.7
419	Rangpur RWH	Gobindaganj	42,023	25,755	1.6	25,840	31,727	0.8	34	5	6.8	2,651	2,121	1.2	50	53	0.9
420	Rangpur RWH	Hatibandha	30,724	8,518	3.6	14,540	9,948	1.5	125	33	3.8	3,196	2,243	1.4	300	58	5.2
421	Rangpur RWH	Jaldhaka	35,904	16,643	2.2	55,140	24,257	2.3	64	21	3.0	7,562	4,061	1.9	150	33	4.5
422	Rangpur RWH	Kaliganj	19,080	7,308	2.6	11,880	9,879	1.2	142	63	2.3	3,075	1,573	2.0	0	50	0.0
423	Rangpur RWH	Kaunia	21,800	10,388	2.1	21,500	9,787	2.2	50	12	4.2	3,637	2,267	1.6	300	54	5.6
424	Rangpur RWH	Kishoreganj	62,470	5,308	11.8	90,740	15,677	5.8	79	23	3.4	2,701	1,599	1.7	200	47	4.3
425	Rangpur RWH	Kurigram Sadar	25,796	13,619	1.9	22,565	11,922	1.9	76	50	1.5	3,149	2,625	1.2	130	53	2.5



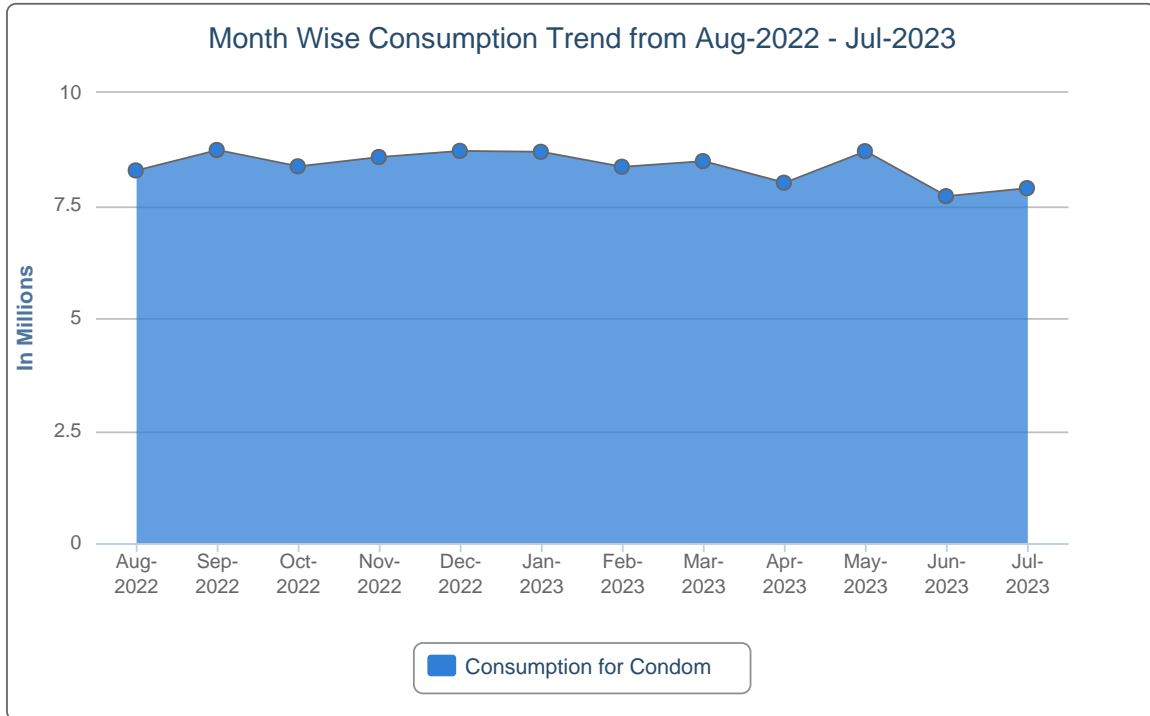
SL	Warehouse Name	Upazila Name	Condom			Shukhi			IUD			Injectables			Implant		
			CBL	AMD	MOS	CBL	AMD	MOS	CBL	AMD	MOS	CBL	AMD	MOS	CBL	AMD	MOS
426	Rangpur RWH	Lalmonirhat Sadar	19,156	10,325	1.9	31,640	15,089	2.1	58	20	2.9	5,343	3,032	1.8	0	72	0.0
427	Rangpur RWH	Mitha Pukur	32,184	16,262	2.0	32,374	22,145	1.5	22	4	5.5	4,030	2,431	1.7	100	70	1.4
428	Rangpur RWH	Nageshwari	32,052	15,898	2.0	107,160	26,293	4.1	41	34	1.2	7,198	4,311	1.7	100	76	1.3
429	Rangpur RWH	Nilphamari Sadar	29,964	13,623	2.2	25,670	29,588	0.9	152	62	2.5	6,605	3,689	1.8	300	58	5.2
430	Rangpur RWH	Palashbari	21,643	10,056	2.2	21,612	16,105	1.3	41	4	10.3	3,473	1,834	1.9	50	45	1.1
431	Rangpur RWH	Patgram	110,916	6,132	18.1	16,950	10,757	1.6	113	13	8.7	4,391	2,242	2.0	100	23	4.3
432	Rangpur RWH	Phulbari	14,800	7,000	2.1	48,000	11,444	4.2	112	84	1.3	3,929	2,699	1.5	100	50	2.0
433	Rangpur RWH	Pirgachha	35,300	12,382	2.9	28,120	13,447	2.1	158	40	4.0	3,725	2,283	1.6	350	86	4.1
434	Rangpur RWH	Pirganj	34,948	21,559	1.6	40,430	26,415	1.5	125	36	3.5	3,200	2,115	1.5	600	97	6.2
435	Rangpur RWH	Rajarhat	7,800	6,778	1.2	26,120	13,264	2.0	109	17	6.4	3,197	2,094	1.5	0	36	0.0
436	Rangpur RWH	Rangpur Sadar	59,400	29,628	2.0	37,340	20,049	1.9	111	31	3.6	4,698	2,952	1.6	150	178	0.8
437	Rangpur RWH	Sadullapur	35,976	22,561	1.6	26,720	23,333	1.1	53	7	7.6	5,554	3,797	1.5	50	57	0.9
438	Rangpur RWH	Saghata	31,200	16,714	1.9	26,040	22,656	1.1	73	6	12.2	2,833	1,717	1.6	50	45	1.1
439	Rangpur RWH	Saidpur	21,937	10,150	2.2	9,932	8,231	1.2	41	5	8.2	2,178	1,280	1.7	100	31	3.2
440	Rangpur RWH	Sundarganj	32,280	33,272	1.0	43,740	39,898	1.1	165	64	2.6	15,049	8,212	1.8	700	173	4.0
441	Rangpur RWH	Taraganj	15,864	9,154	1.7	29,885	8,534	3.5	26	5	5.2	1,326	1,247	1.1	100	146	0.7
442	Rangpur RWH	Ulipur	44,724	18,885	2.4	85,790	29,813	2.9	26	22	1.2	6,404	3,411	1.9	50	65	0.8
443	Sylhet RWH	Ajmiriganj	4,072	7,912	0.5	12,510	7,026	1.8	188	11	17.1	3,827	638	6.0	300	44	6.8
444	Sylhet RWH	Bahubal	5,746	6,813	0.8	9,295	7,025	1.3	34	16	2.1	174	901	0.2	50	46	1.1
445	Sylhet RWH	Balaganj	5,700	10,420	0.5	10,030	2,817	3.6	168	3	56.0	1	1,178	0.0	108	22	4.9
446	Sylhet RWH	Baniachong	10	10,540	0.0	11,900	9,811	1.2	135	16	8.4	350	1,138	0.3	50	110	0.5
447	Sylhet RWH	Barlekha	2,400	9,674	0.2	9,470	6,847	1.4	116	5	23.2	2,299	720	3.2	150	36	4.2
448	Sylhet RWH	Beani Bazar	2,100	11,248	0.2	9,955	3,944	2.5	93	7	13.3	4,054	684	5.9	255	47	5.4
449	Sylhet RWH	Bishwambarpur	2,888	10,389	0.3	7,250	8,713	0.8	140	5	28.0	86	1,175	0.1	50	28	1.8
450	Sylhet RWH	Bishwanath	2,000	10,121	0.2	10,940	4,171	2.6	56	8	7.0	109	814	0.1	200	36	5.6

SL	Warehouse Name	Upazila Name	Condom			Shukhi			IUD			Injectables			Implant		
			CBL	AMD	MOS	CBL	AMD	MOS	CBL	AMD	MOS	CBL	AMD	MOS	CBL	AMD	MOS
451	Sylhet RWH	Chhatak	504	13,232	0.0	7,881	8,234	1.0	237	29	8.2	125	812	0.2	200	57	3.5
452	Sylhet RWH	Chunarughat	2,895	7,874	0.4	480	8,354	0.1	270	10	27.0	50	1,228	0.0	400	62	6.5
453	Sylhet RWH	Companiganj	900	12,184	0.1	12,000	6,817	1.8	270	2	135.0	3,220	1,083	3.0	600	31	19.4
454	Sylhet RWH	Dakshin Sunamganj	208	9,121	0.0	4,570	6,001	0.8	109	7	15.6	18	794	0.0	110	41	2.7
455	Sylhet RWH	Dakshin Surma	0	24,275	0.0	12,630	8,779	1.4	198	6	33.0	2,649	1,155	2.3	200	32	6.3
456	Sylhet RWH	Derai	3,932	21,418	0.2	1,050	9,284	0.1	240	9	26.7	5	914	0.0	350	61	5.7
457	Sylhet RWH	Dowarabazar	1,640	8,743	0.2	19,708	8,750	2.3	262	2	131.0	3,020	793	3.8	200	74	2.7
458	Sylhet RWH	Fenchuganj	22,200	5,275	4.2	14,680	1,985	7.4	120	7	17.1	1,067	450	2.4	300	9	33.3
459	Sylhet RWH	Golapganj	266	17,975	0.0	2,870	5,061	0.6	172	14	12.3	2,639	733	3.6	300	25	12.0
460	Sylhet RWH	Gowainghat	300	17,845	0.0	10,200	9,351	1.1	82	6	13.7	4,050	2,990	1.4	300	49	6.1
461	Sylhet RWH	Habiganj Sadar	3,600	16,367	0.2	2,400	14,025	0.2	305	82	3.7	3,686	2,000	1.8	100	54	1.9
462	Sylhet RWH	Jagannathpur	156	12,350	0.0	8,820	7,453	1.2	47	11	4.3	732	642	1.1	350	47	7.4
463	Sylhet RWH	Jaintiapur	5,800	12,307	0.5	17,400	7,083	2.5	387	26	14.9	1,362	2,667	0.5	200	26	7.7
464	Sylhet RWH	Jamalganj	1,800	12,680	0.1	8,420	9,643	0.9	140	5	28.0	150	1,314	0.1	100	20	5.0
465	Sylhet RWH	Juri	2,100	8,898	0.2	9,000	5,448	1.7	135	24	5.6	180	469	0.4	200	80	2.5
466	Sylhet RWH	Kamalganj	300	11,630	0.0	13,800	8,883	1.6	215	10	21.5	3,245	826	3.9	100	58	1.7
467	Sylhet RWH	Kanaighat	5,748	25,710	0.2	28,980	12,333	2.3	273	5	54.6	2,329	2,914	0.8	250	25	10.0
468	Sylhet RWH	Kulaura	24	12,685	0.0	4,380	10,250	0.4	174	3	58.0	3,478	2,250	1.5	200	24	8.3
469	Sylhet RWH	Lakhai	5,712	5,531	1.0	6,800	5,837	1.2	53	9	5.9	1,450	748	1.9	50	73	0.7
470	Sylhet RWH	Madhabpur	19,400	8,665	2.2	1,153	12,857	0.1	228	15	15.2	2,736	1,004	2.7	104	57	1.8
471	Sylhet RWH	Maulvibazar Sadar	0	17,850	0.0	440	12,360	0.0	200	41	4.9	2,488	1,095	2.3	200	50	4.0
472	Sylhet RWH	Nabiganj	7,500	9,410	0.8	8,030	11,401	0.7	34	11	3.1	2,500	876	2.9	100	72	1.4
473	Sylhet RWH	Osmaninagar	844	9,523	0.1	210	3,194	0.1	161	3	53.7	219	805	0.3	300	33	9.1
474	Sylhet RWH	Rajnagar	300	12,138	0.0	8,760	10,684	0.8	135	12	11.3	4,783	1,164	4.1	150	54	2.8
475	Sylhet RWH	Sreemangal	600	13,919	0.0	30	13,198	0.0	91	23	4.0	537	1,639	0.3	100	94	1.1

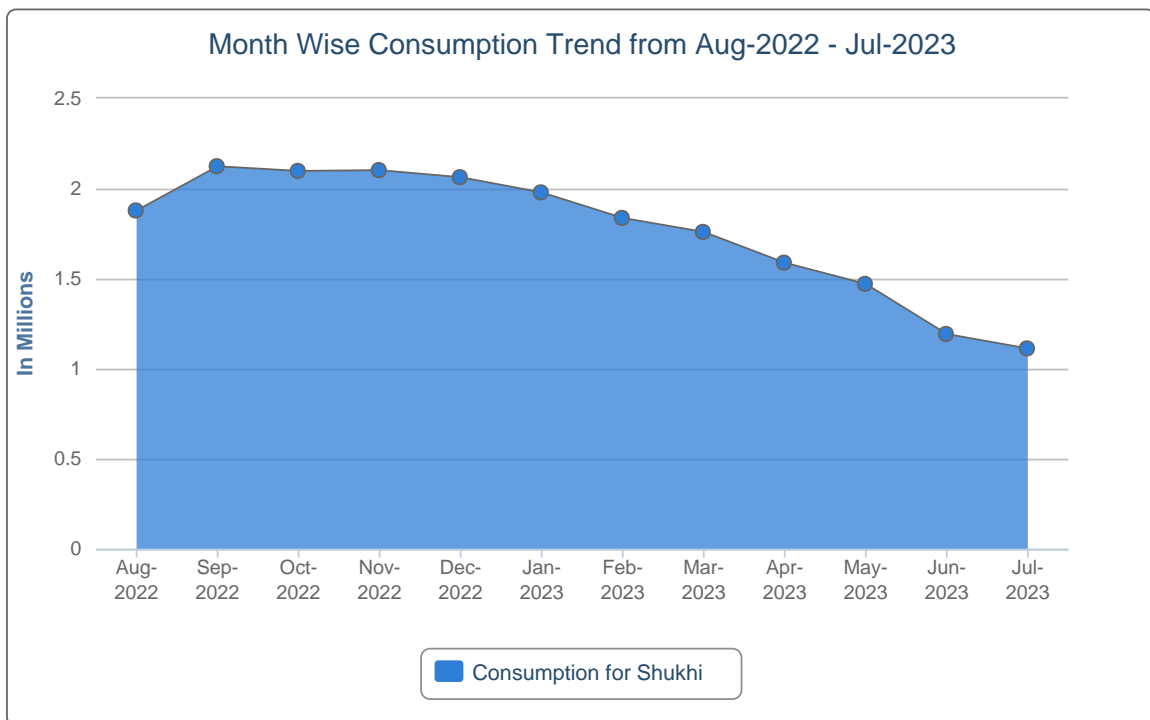
SL	Warehouse Name	Upazila Name	Condom			Shukhi			IUD			Injectables			Implant		
			CBL	AMD	MOS	CBL	AMD	MOS	CBL	AMD	MOS	CBL	AMD	MOS	CBL	AMD	MOS
476	Sylhet RWH	Sulla	3,000	9,891	0.3	13,940	5,287	2.6	120	2	60.0	360	519	0.7	300	33	9.1
477	Sylhet RWH	Sunamganj Sadar	4,836	10,956	0.4	4,180	8,390	0.5	192	36	5.3	0	1,338	0.0	100	40	2.5
478	Sylhet RWH	Sylhet Sadar	2,220	51,319	0.0	36,670	33,241	1.1	318	51	6.2	19,860	9,626	2.1	537	128	4.2
479	Sylhet RWH	Tahirpur	0	13,272	0.0	15,110	11,153	1.4	182	9	20.2	721	1,030	0.7	226	57	4.0
480	Sylhet RWH	Zakiganj	300	23,514	0.0	7,567	8,636	0.9	178	3	59.3	3,538	1,320	2.7	400	67	6.0
481	Tangail RWH	Basail	1,240	11,374	0.1	27,790	8,199	3.4	0	13	0.0	0	1,253	0.0	600	66	9.1
482	Tangail RWH	Bhuapur	100	8,122	0.0	6,520	12,411	0.5	527	13	40.5	496	1,520	0.3	400	60	6.7
483	Tangail RWH	Chauhali	204	10,484	0.0	18,285	7,646	2.4	448	10	44.8	3,135	1,140	2.8	850	38	22.4
484	Tangail RWH	Delduar	300	10,192	0.0	41,285	8,652	4.8	340	10	34.0	370	953	0.4	200	50	4.0
485	Tangail RWH	Dhanbari	0	8,000	0.0	55,980	7,892	7.1	160	14	11.4	1,830	1,585	1.2	600	25	24.0
486	Tangail RWH	Ghatail	900	19,829	0.0	38,020	22,170	1.7	520	12	43.3	3,350	3,421	1.0	1,100	54	20.4
487	Tangail RWH	Gopalpur	0	10,534	0.0	5,890	14,086	0.4	226	6	37.7	700	1,611	0.4	1,100	71	15.5
488	Tangail RWH	Kalihati	700	21,589	0.0	7,366	21,194	0.3	239	27	8.9	2,298	3,748	0.6	1,750	19	92.1
489	Tangail RWH	Madhupur	46,800	16,460	2.8	10,125	16,507	0.6	414	3	138.0	4,517	1,969	2.3	700	47	14.9
490	Tangail RWH	Mirzapur	180	14,336	0.0	41,960	26,164	1.6	539	12	44.9	635	1,495	0.4	650	73	8.9
491	Tangail RWH	Nagarpur	732	15,676	0.0	32,000	21,865	1.5	119	17	7.0	2,747	1,636	1.7	300	88	3.4
492	Tangail RWH	Sakhipur	300	10,650	0.0	80	19,633	0.0	50	4	12.5	337	1,131	0.3	600	29	20.7
493	Tangail RWH	Tangail Sadar	300	35,290	0.0	58,370	33,138	1.8	34	46	0.7	6,000	4,497	1.3	250	110	2.3

## 7. Month-wise Consumption Trend

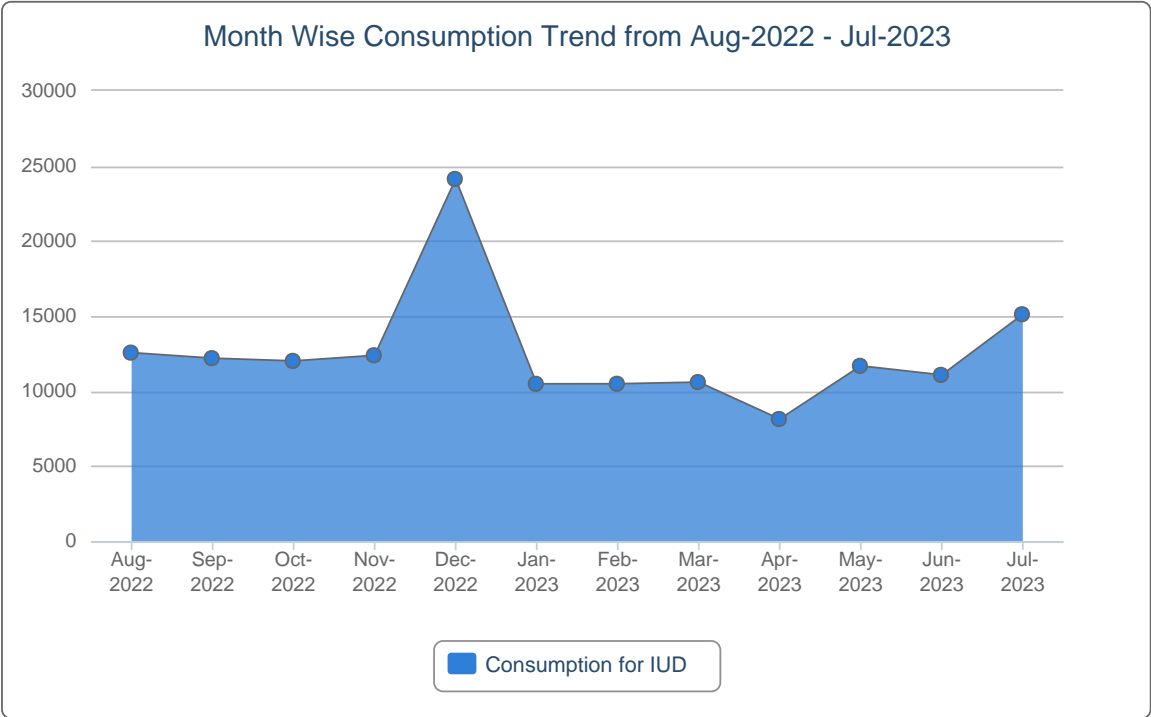
7(a).



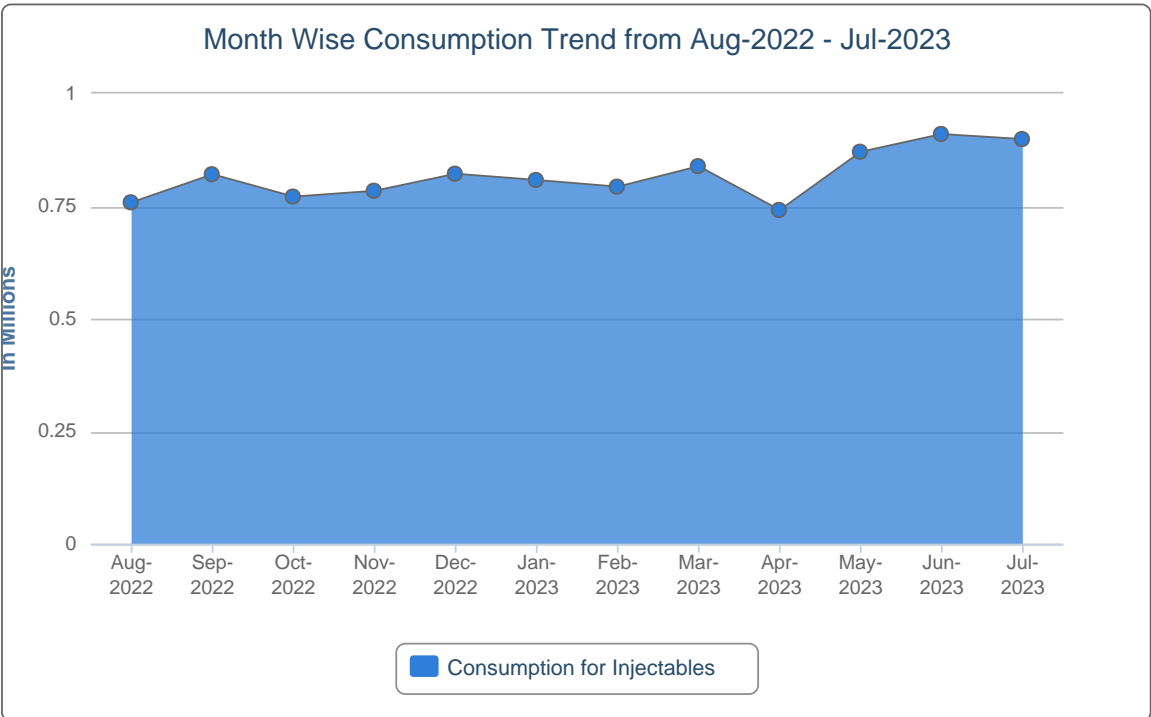
7(b).



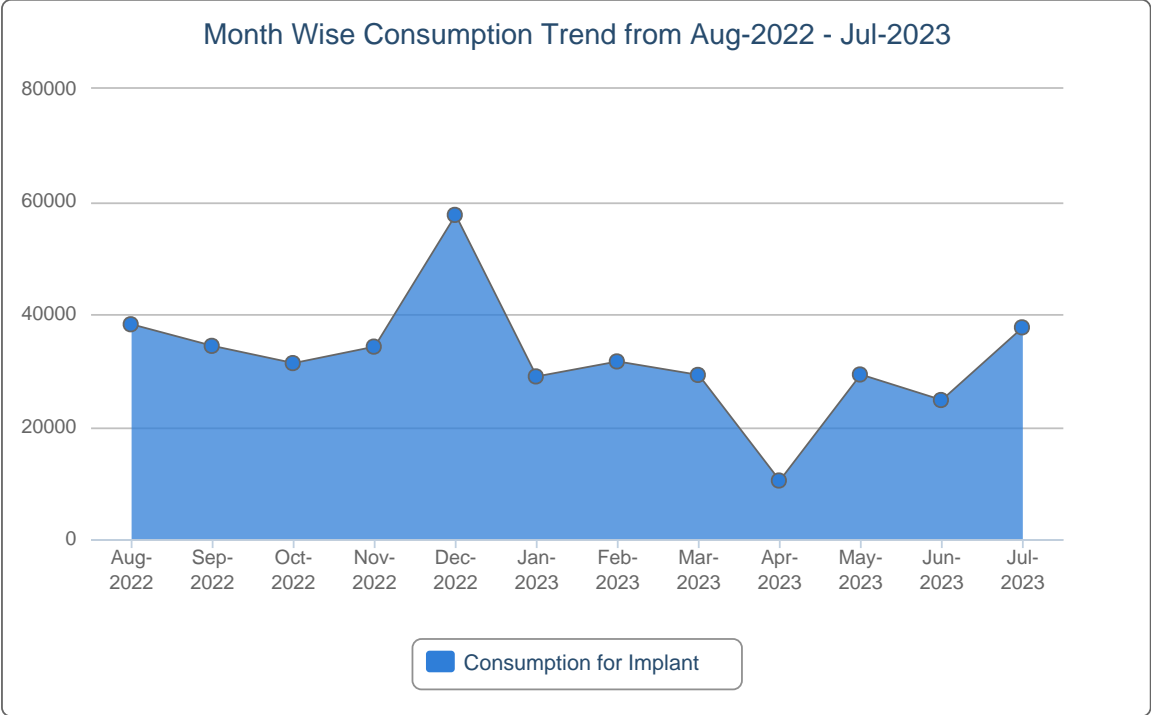
7(c).



7(d).



7(e).



## 8. Report on Upazila and Warehouse Having Stock Out in reported month

SL	Products Name	No of Stockout WH	% of Stockout WH	No of Stockout Upazila Store	% of Stockout Upazila Store	No of Stockout Upazila Field	% of Stockout Upazila Field
1	Condom	8	35%	33	7%	0	0%
2	Oral Pill (Total)	2	9%	3	1%	0	0%
3	IUD	0	0%	4	1%	0	0%
4	Injectables	0	0%	8	2%	0	0%
5	Implant (Total)	0	0%	-	-	0	0%

### List of Stock Out Warehouses

SL	Commodity	Warehouse	Phone
1	Condom	Patuakhali RWH	02478881080
2	Condom	Bhola RWH	0491-62954
3	Condom	Sylhet RWH	0821-713246
4	Condom	Noakhali RWH	0321-61474
5	Condom	Cumilla RWH	081-65203
6	Condom	Bogura RWH	051-66706
7	Condom	Tangail RWH	0921-64316
8	Condom	Dhaka CWH	02222281001
9	Oral Pill (Total)	Sylhet RWH	0821-713246
10	Oral Pill (Total)	Dhaka CWH	02222281001

### List of StockOut Upazilas

SL	Commodity	Warehouse	District	Upazila	Phone
1	Condom	Bhola RWH	Bhola	Char Fasson, Bhola	01718700370
2	Condom	Dhaka CWH	Dhaka	Dohar, Dhaka	01552351846
3	Condom	Dhaka CWH	Dhaka	Keraniganj, Dhaka	01722424638
4	Condom	Dhaka CWH	Dhaka	Nawabganj, Dhaka	01552351846
5	Condom	Dhaka CWH	Gazipur	Gazipur Sadar, Gazipur	01989747805
6	Condom	Dhaka CWH	Gazipur	Kaliganj, Gazipur	01970107020
7	Condom	Dhaka CWH	Manikganj	Daulatpur, Manikganj	01745653791
8	Condom	Dhaka CWH	Manikganj	Ghior, Manikganj	01625467402
9	Condom	Dhaka CWH	Manikganj	Saturia, Manikganj	01775897459
10	Condom	Dhaka CWH	Munshiganj	Lohajang, Munshiganj	01818318352
11	Condom	Dhaka CWH	Munshiganj	Munshiganj Sadar, Munshiganj	01688497718
12	Condom	Dhaka CWH	Munshiganj	Sreenagar, Munshiganj	01726663784
13	Condom	Dhaka CWH	Narayanganj	Araihazar, Narayanganj	01681097488
14	Condom	Dhaka CWH	Narayanganj	Bandar, Narayanganj	01718068254
15	Condom	Dhaka CWH	Narayanganj	Narayanganj Sadar, Narayanganj	01716124801

16	Condom	Jamalpur RWH	Jamalpur	Dewanganj, Jamalpur	01717036300
17	Condom	Jamalpur RWH	Jamalpur	Madarganj, Jamalpur	01317238204
18	Condom	Jamalpur RWH	Jamalpur	Sarishabari, Jamalpur	01727329068
19	Condom	Jamalpur RWH	Sherpur	Nakla, Sherpur	01760590169
20	Condom	Jamalpur RWH	Sherpur	Sreebardi, Sherpur	01716979930
21	Condom	Pabna RWH	Sirajganj	Sirajganj Sadar, Sirajganj	01734649781
22	Condom	Patuakhali RWH	Barguna	Barguna Sadar, Barguna	01716874547
23	Condom	Patuakhali RWH	Barguna	Betagi, Barguna	01712479141
24	Condom	Patuakhali RWH	Patuakhali	Bauphal, Patuakhali	01719395297
25	Condom	Patuakhali RWH	Patuakhali	Dashmina, Patuakhali	01712293018
26	Condom	Patuakhali RWH	Patuakhali	Dumki, Patuakhali	01727802566
27	Condom	Patuakhali RWH	Patuakhali	Kalapara, Patuakhali	01717388973
28	Condom	Patuakhali RWH	Patuakhali	Patuakhali Sadar, Patuakhali	01719395297
29	Condom	Sylhet RWH	Maulvibazar	Maulvibazar Sadar, Maulvibazar	01737758625
30	Condom	Sylhet RWH	Sunamganj	Tahirpur, Sunamganj	01716465602
31	Condom	Sylhet RWH	Sylhet	Dakshin Surma, Sylhet	01716161264
32	Condom	Tangail RWH	Tangail	Dhanbari, Tangail	01740985930
33	Condom	Tangail RWH	Tangail	Gopalpur, Tangail	01712267851
34	Oral Pill (Total)	Dhaka CWH	Gazipur	Kaliganj, Gazipur	01970107020
35	Oral Pill (Total)	Dhaka CWH	Gazipur	Kapasias, Gazipur	01712082662
36	Oral Pill (Total)	Dhaka CWH	Narayanganj	Araihazar, Narayanganj	01681097488
37	IUD	Faridpur RWH	Gopalganj	Muksudpur, Gopalganj	01716107298
38	IUD	Faridpur RWH	Rajbari	Kalukhali, Rajbari	01736460989
39	IUD	Khulna RWH	Khulna	Daulatpur, Khulna	01714002120
40	IUD	Tangail RWH	Tangail	Basail, Tangail	01710543024
41	Injectables	Cumilla RWH	Cumilla	Laksam, Cumilla	01935440345
42	Injectables	Faridpur RWH	Faridpur	Alfadanga, Faridpur	01711379369
43	Injectables	Faridpur RWH	Faridpur	Faridpur Sadar, Faridpur	01711307158
44	Injectables	Faridpur RWH	Faridpur	Saltha, Faridpur	01777256962
45	Injectables	Faridpur RWH	Shariatpur	Naria, Shariatpur	01712785443
46	Injectables	Noakhali RWH	Feni	Sonagazi, Feni	01816485631
47	Injectables	Sylhet RWH	Sunamganj	Sunamganj Sadar, Sunamganj	01717190335
48	Injectables	Tangail RWH	Tangail	Basail, Tangail	01710543024



“ছেলে হোক, মেয়ে হোক,  
দু’টি সন্তানই যথেষ্ট”

**Management Information System (MIS)**  
**Directorate General of Family Planning (DGFP)**  
6, Kawran Bazar, Dhaka- 1215  
Email: dirmis@dgfp.gov.bd, dirls@dgfp.gov.bd  
www.dgfp.gov.bd, www.scmpbd.org

*If you need more information, please visit at <https://www.scmpbd.org>*