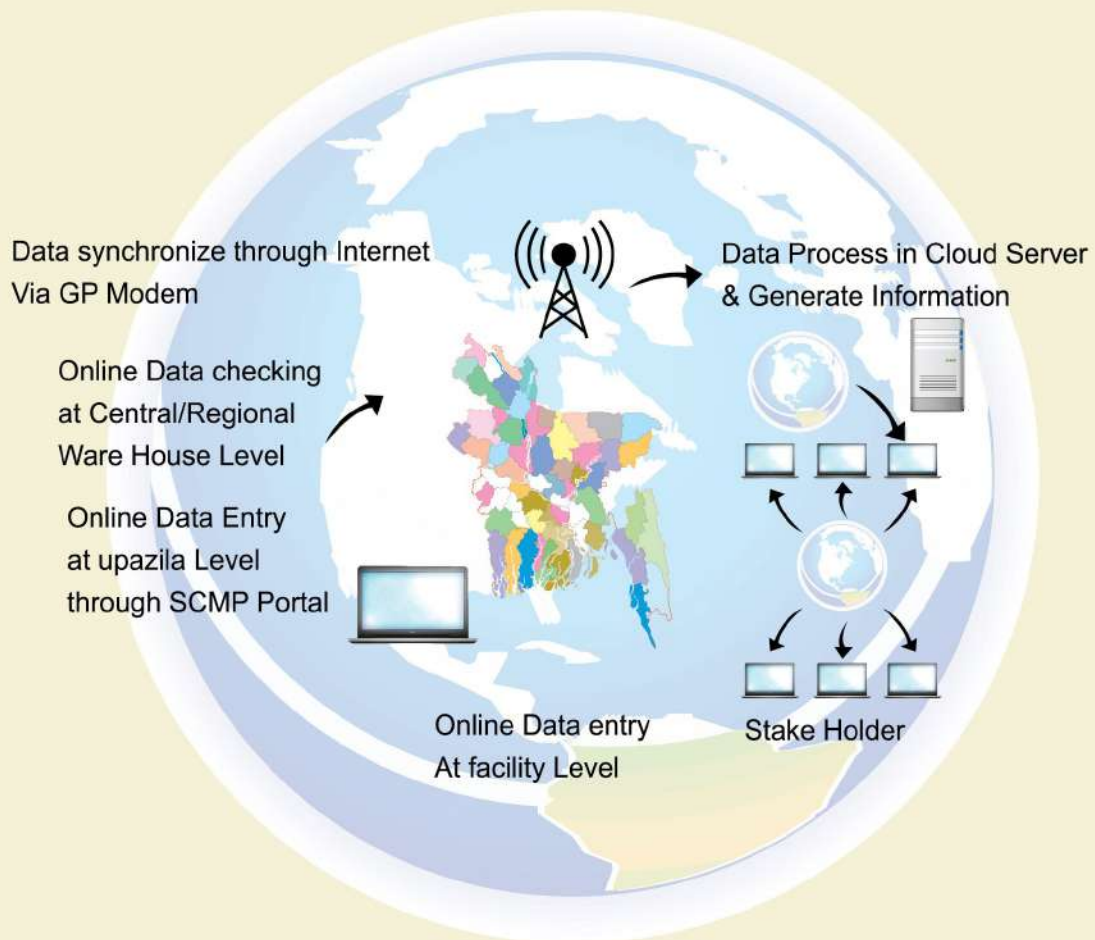




FAMILY PLANNING MONTHLY LOGISTICS REPORT

August 2023

Logistics Management Information System (LMIS) Data Flow System



Management Information System (MIS)
Directorate General of Family Planning (DGFP)

Government of the People's Republic of Bangladesh
Medical Education and Family Welfare Division
Directorate General of Family Planning
Management Information System (MIS)
6, Kawran Bazar, Dhaka- 1215
www.dgfp.gov.bd

Memo No. 59.11.00000.402.16.002.19.161

Date: 03 October, 2023.

Sub: Family Planning Monthly Logistics Report for the Month of August, 2023.

Family Planning Monthly Logistics Report for the Month of August, 2023 is sent herewith for your kind information & necessary action. This report is prepared on the basis of Form-7 submitted by Warehouses and Form-7B submitted by Upazila Family Planning Offices by using WIMS & UIMS operating tools. It provides useful information on monthly distribution and stock balance of all the major contraceptives of Warehouse/Upazila Stores. For more information you can visit at www.scmpbd.org web site.

Comments and suggestions for improvement of this report will be highly appreciated.


(Niranjana Bandhu Dam)
Director (MIS)
Phone: 55012352
Mail: dirmis@dgfp.gov.bd

Memo No. 59.11.00000.402.16.002.19.166.1(202)

Date: 03 October, 2023.

Copy of the report forwarded to (Not according to seniority):

1. Secretary, Medical Education & Family Welfare Division, Ministry of Health & Family Welfare, Bangladesh Secretariat, Dhaka.
2. Additional Secretary (Admin), Medical Education & Family Welfare Division, Ministry of Health & Family Welfare, Bangladesh Secretariat, Dhaka.
3. Director (Administration), Directorate General of Family Planning, 6 Kawran Bazar, Dhaka 1215.
4. Joint Secretary (Development), Medical Education & Family Welfare Division, Ministry of Health & Family Welfare, Bangladesh Secretariat, Dhaka.
5. Director & Line Director (MIS), Directorate General of Family Planning, 6 Kawran Bazar, Dhaka.
6. Director Finance & Line Director (Family Planning Field Service Delivery), Directorate General of Family Planning, 6 Kawran Bazar, Dhaka 1215.
7. Director (Logistics & Supply) and Line Director (Procurement, Storage & Supply Management), Directorate General of Family Planning, 6 Kawran Bazar, Dhaka 1215.
8. Director (IEM) & Line Director (Information, Education and Communication), Directorate General of Family Planning, 6 Kawran Bazar, Dhaka 1215.
9. Director (Planning) & Line Director (Planning Monitoring and Evaluation), Directorate General of Family Planning, 6 Kawran Bazar, Dhaka 1215.

10. Director (MCH-Services) & Line Director (MCRAH), Directorate General of Family Planning, 6 Kawran Bazar, Dhaka 1215.
11. Line Director (CCSDP), Directorate General of Family Planning, 6 Kawran Bazar, Dhaka 1215.
12. Director (Audit), Directorate General of Family Planning, 6 Kawran Bazar, Dhaka 1215.
13. Divisional Director, Family Planning, Dhaka /Chattogram /Rajshahi /Khulna /Sylhet /Barishal/ Rangpur/ Mymensingh Division.
14. Joint Chief (Planning), Health Service Division, Ministry of Health & Family Welfare, Bangladesh Secretariat, Dhaka
15. Joint Chief (Population & Planning wing), Planning commission, Sher-e-Bangla Nagar, Dhaka.
16. Joint Chief (Planning), Program Management and Monitoring Unit (PMMU), Azimpur, Dhaka-1205.
17. Director, Maternal & Child Health Training Institute (MCHTI), Azimpur, Dhaka.
18. Director, Mohammadpur Fertility Services & Training Centre (MFSTC), Mohammadpur, Dhaka.
19. Director, Maternal & Child Health Training Institute (MCHTI), Lalkuthi, Mirpur, Dhaka.
20. P.S. to the Honorable Minister, Ministry of Health and Family Welfare, Bangladesh Secretariat, Dhaka, for kind information of the Honorable Minister.
21. Deputy Chief (Planning), Medical Education & Family Welfare Division, Ministry of Health & Family Welfare, Bangladesh Secretariat, Dhaka.
22. Additional Director (Drugs and Stores), Directorate General of Family Planning, Central Warehouse, Mohakhali, Dhaka.
23. Deputy Director, Family Planning, ----- District (You are requested to take appropriate measures to ensure timely online submission of Form 7B report from upazilas).
24. Regional/District Consultant, FPCS-QIT, District Family Planning Office, ----- District.
25. Central/Regional Supply Officer, Family Planning, ----- CWH/RWHs.
26. Assistant Maintenance Engineer, MIS Unit, DGFP (Requested to upload this report to DGFP website).
27. Country Project Director, MTaPS/MSH, House: 30, Road: No. 42, Gulshan-2, Dhaka-1212.
28. Country Director, the World Bank, E-32, Agargaon, Sher-e-Bangla Nagar, Dhaka-1207.
29. Team Leader, Population & Health Team, USAID, Madani Avenue, Baridhara, Dhaka.
30. Country Representative, UNFPA, IDB Bhaban, Agargaon, Sher-E-Bangla Nagar, Dhaka.
31. Managing Director, SMC, SMC Tower, 33 Banani C/A, Dhaka-1213.
32. Documentation Center, IEM Unit, Directorate General of Family Planning, 6 Kawran Bazar, Dhaka.
33. Responsible person of Dispatch Section, MIS Unit, DGFP (Requested to distribute the published 'Family Planning Monthly Logistics Report' to concerned Person/Office/Organization).
34. PA to Director General, Directorate General of Family Planning, 6 Kawran Bazar, Dhaka 1215.
35. Concerned Organization/Person.

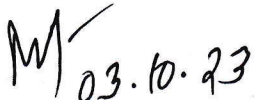

 (A. T. M Nazmul Huda)
 Deputy Director (MIS)

Table Of Contents

	Page
1. DGFP Stock Status Report	1-2
2. National Receipts Quantity by Product by Month	3
3. National Level Contraceptive Summary Report	4
4. Stock Status Report at Different Levels	5
5. Contraceptive Stock Status by Product at Upazila Store and Field	6-10
6. Contraceptive Stock Status by Product at Regional Warehouses/Upazila	11-31
7. Month-wise Consumption Trend	32-34
8. Report on Upazila and Warehouse Having Stock Out in last month	35

1. DGFP Stock Status Report

		DGFP STOCK STATUS REPORT for Contraceptives - 31st August 2023																																		
year →	2023				2024								2025								2026															
Month →	9	10	11	12	1	2	3	4	5	6	7	8	9	10	11	12	1	2	3	4	5	6	7	8	9	10	11	12	1	2	3	4	5	6	7	8
Min.-Max. →					Min								Max																							
Product ↓	CS - 34.50m : 4.3 MOS																																			
Condom	4.3 MOS																																			
*AMC = 8.07m	CS -38.05m : 6.2 MOS																																			
Pill (Total)	6.2 MOS				24.18m (MOS:3.9)																															
*AMC = 6.18m					FY:2022-23: 39m																															
	CS - 3.67m : 10.7 MOS																																			
POP-APON	10.7 MOS (July 2024)																																			
*AMC = 0.342m	CS (0.259m): 22.8 MOS																																			
IUD	22.8 MOS (July 2025)																																			
*AMC = 11,418	CS (7.67m): 8.8 MOS																																			
Injectables	8.8 MOS (May 2024)																																			
*AMC = 0.868m	CS-(0.792m): 27.9 MOS																																			
Implant	27.9 MOS (December 2025)																																			
*AMC = 28,441																																				
	<p>Pill (Total): 2nd & 3rd generation Shukhi</p> <p><i>*AMC is calculated based on past 6-months consumption</i></p> <p><i>Data Sources: DGFP/L&S unit, DGFP LMIS web site - https://scmpbd.org/</i></p> <p><i>Central Warehouse WIMS data and Approved DGFP Procurement Plan</i></p> <p><i>National min-max stock level is 6 & 10 MOS</i></p> <p>AMC = Average Monthly Consumption</p>																																			
	<p>Legend:</p> <ul style="list-style-type: none"> ■ Current Stock (CS): Less than 3 MOS ■ Current Stock (CS): MOS 3.0 to Less than 6 MOS ■ Current Stock (CS): MOS 6 and above ■ Planned for FY 2022-23 ■ Procurement completed, yet to be received ■ Donation 																																			

DGFP STOCK STATUS NOTES
(For Contraceptives)
Month: August 2023

CONDOM – Current national stock is 34.50 million pieces, and this stock can be used up to December 2023.

- **2022-23: GOB (Revenue)** – Procurement of 51 million pieces' condom has been completed and the total 51 million delivery has been completed by EDCL.
- **2023-24:** Till August no requirement received from User Unit for Procurement of Condom.

PILL (Shukhi) – Current national stock of Oral Contraceptive Pill is 38.05 million cycles which will go up to February 2024.

- **2022-23: RPA (GOB) & GOB (Development)-** Procurement process of 39.00 million Cycles Oral Pill (COP) (Shukhi-3rd Generation) completed. Supplier delivered 14.82 million Cycle Oral Pill during August 2023. Rest 24.18 will be delivered in September and onward.
- **2023-24:** Till August no requirement received from User Unit for Procurement of PILL (Shukhi).

POP-APON - Current national stock of POP-APON Pill is 3.67 million cycles which will go up to July 2024.

- **2022-23: RPA (GOB) & GOB (Development)-** Till the date no requirement received from User Unit for procurement of POP-APON.
- **2023-24:** Till August no requirement received from User Unit for Procurement of POP-APON.

IUD - Current national stock is 0.259 million pcs and this stock can be used up to July 2025.

INJECTABLES – Current stock of 7.67 million vials and that can be used up to May 2024 (Though the bar is showing that the injectable stock will run till June 2024 but in reality, after January 2024 there will be no usable injectable in stock).

2023-24: Till August no requirement received from User Unit for Procurement of Injectable.

IMPLANT – Current stock is 0.792 million sets, and this can be used up to December 2025.

You can also download the previous reports from <http://www.scmpbd.org>

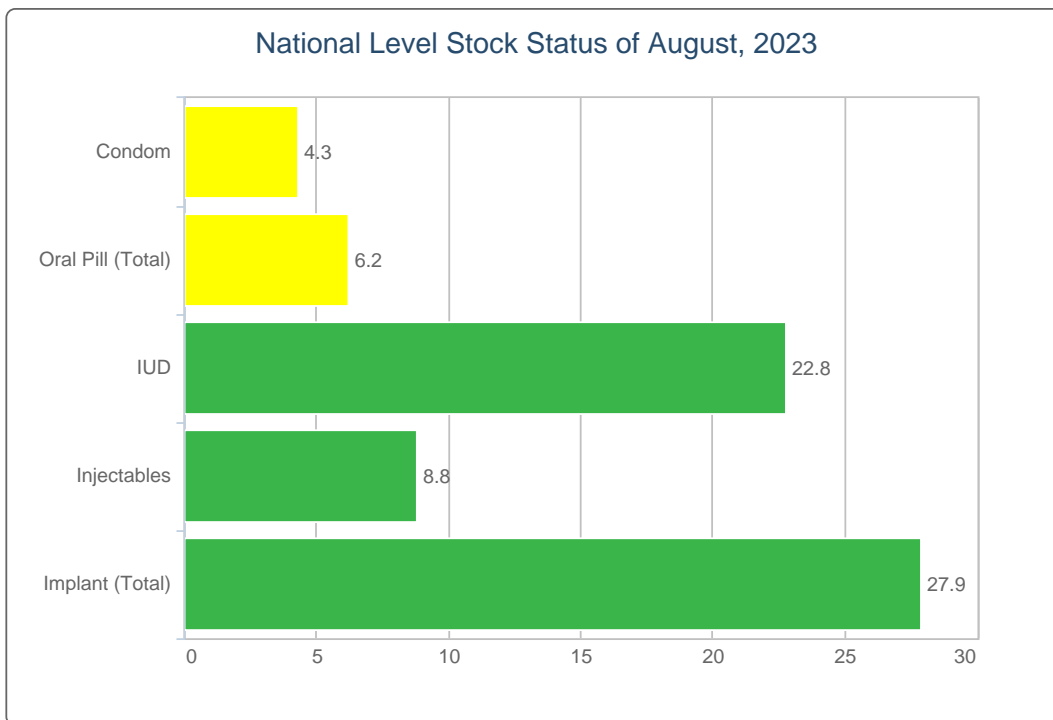
2. National Receipts Quantity by Product by Month

Contraceptive Received Report

Month: August, 2023

Item	Supplier	Receiver	Date Receipts	Qty
Condom	ESSENTIAL DRUGS CO. LTD.	Barishal RWH	31/08/23	11,674,000
	KHULNA ESSENTIAL LATEX PLANT (KELP)	Bogura RWH	31/08/23	4,556,000
Total				16,230,000
Shukhi (3rd Gen)	Popular Pharmaceuticals Ltd.	Mymensingh RWH	31/08/23	2,822,400
	RENATA LIMITED	Chattogram RWH	31/08/23	8,000,000
	TECHNO DRUGS Ltd	Bogura RWH	31/08/23	4,000,000
Total				14,822,400
ECP	RENATA LIMITED	Dhaka CWH	31/08/23	35,000
Total				35,000
Tab Misoprostol	RENATA LIMITED	Dhaka CWH	31/08/23	1,500,000
Total				1,500,000

3. National Level Contraceptive Summary Report



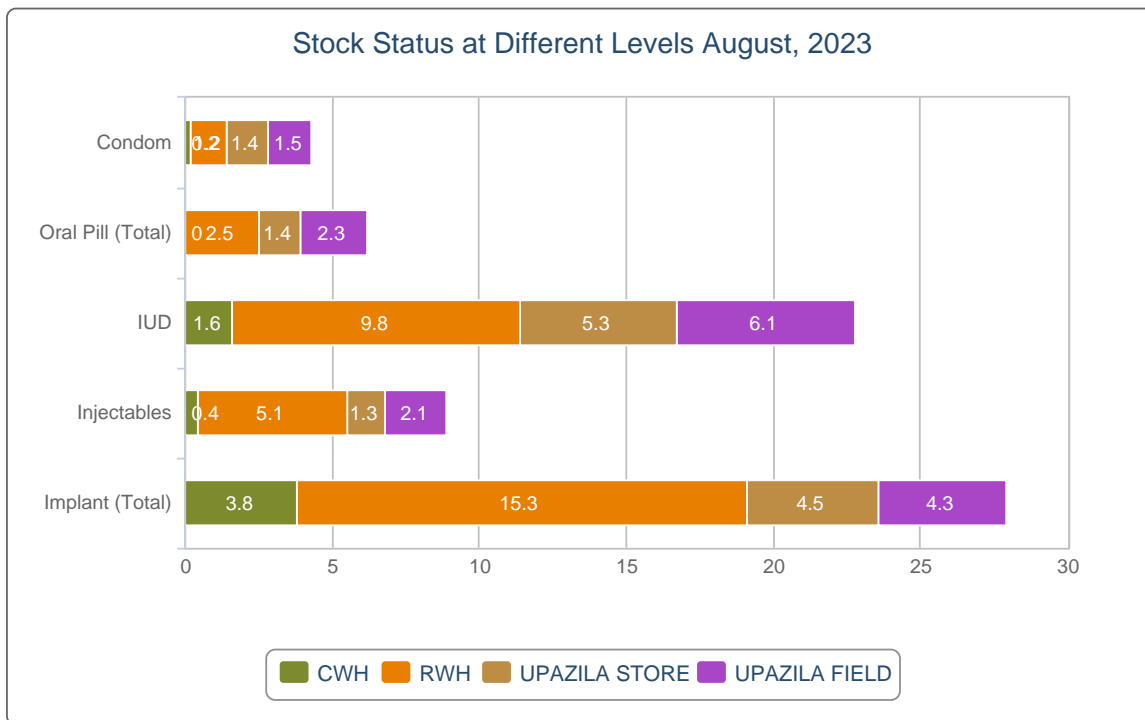
■ MOS: < 3.0
 ■ MOS: 3.0 - 5.9
 ■ MOS: 6.0 and above

MOS = Month of Stock

National Level Stock Status of August, 2023

SL	Name of Products	Reported Consumption	Reported Closing Balance	Average Monthly Consumption	MOS
1	Condom	7,626,457	34,500,401	8,072,929	4.3
2	Oral Pill (Total)	6,173,335	38,049,213	6,182,358	6.2
3	IUD	11,295	259,817	11,417	22.8
4	Injectables	946,690	7,670,889	868,520	8.8
5	Implant (Total)	32,426	792,234	28,441	27.9

4. Stock Status Report at Different Levels

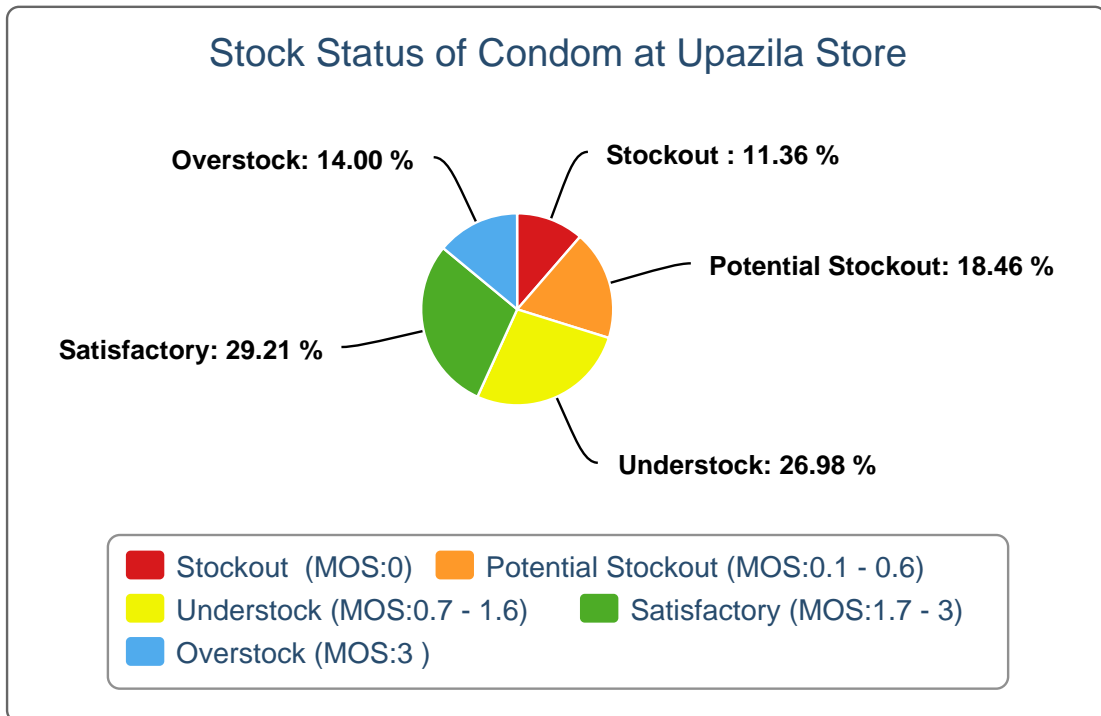


Stock Status at Different Levels August, 2023

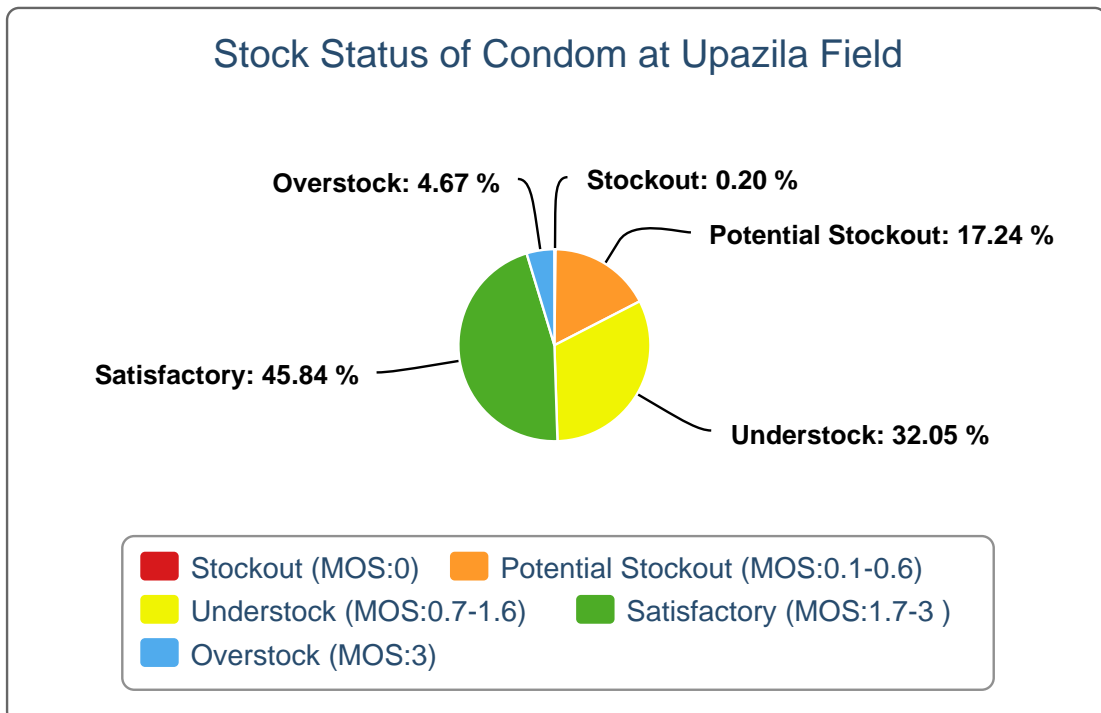
Products	Avg. Consump. of Last 6 Months	CWH Level	MOS	RWH Level	MOS	Upazila Level	MOS	Field Level	MOS	National Level	MOS
Condom	8,072,929	1,875,600	0.2	9,657,600	1.2	11,165,112	1.4	11,802,089	1.5	34,500,401	4.3
Oral Pill (Total)	6,182,358	65,280	0	15,378,363	2.5	8,558,552	1.4	14,047,018	2.3	38,049,213	6.2
IUD	11,417	17,800	1.6	112,391	9.8	60,522	5.3	69,104	6.1	259,817	22.8
Injectables	868,520	306,100	0.4	4,438,940	5.1	1,102,358	1.3	1,823,491	2.1	7,670,889	8.8
Implant (Total)	28,441	106,785	3.8	434,450	15.3	129,092	4.5	121,907	4.3	792,234	27.9

5. Contraceptive Stock Status by Product at Upazila Store and Field

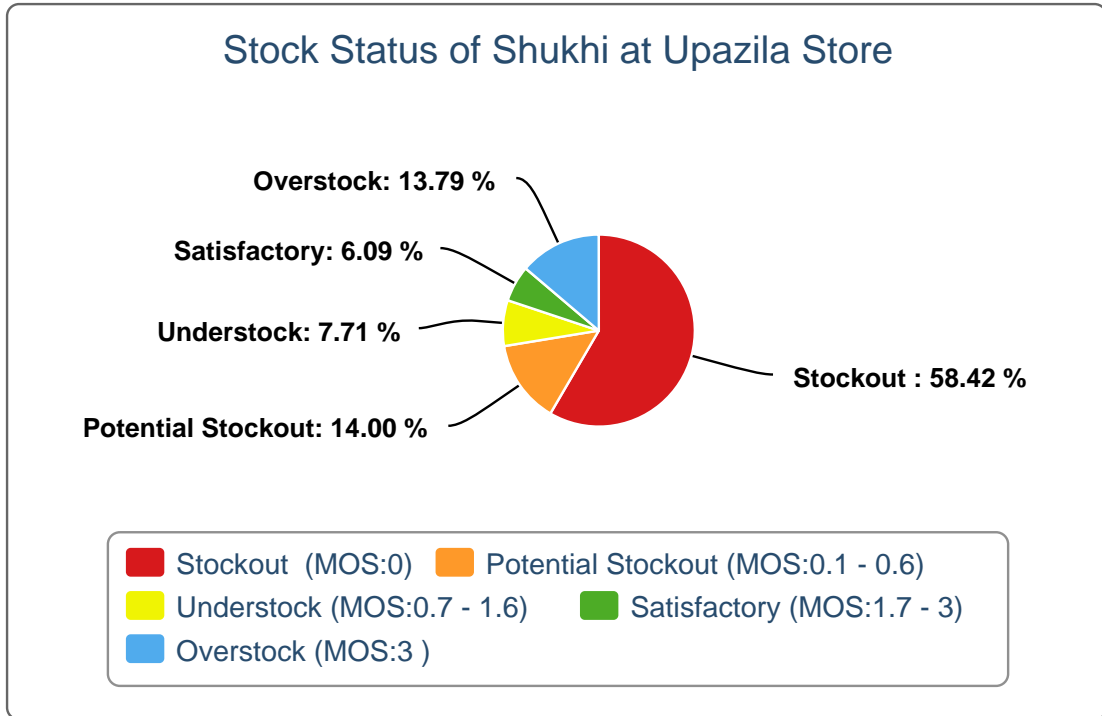
5(a).



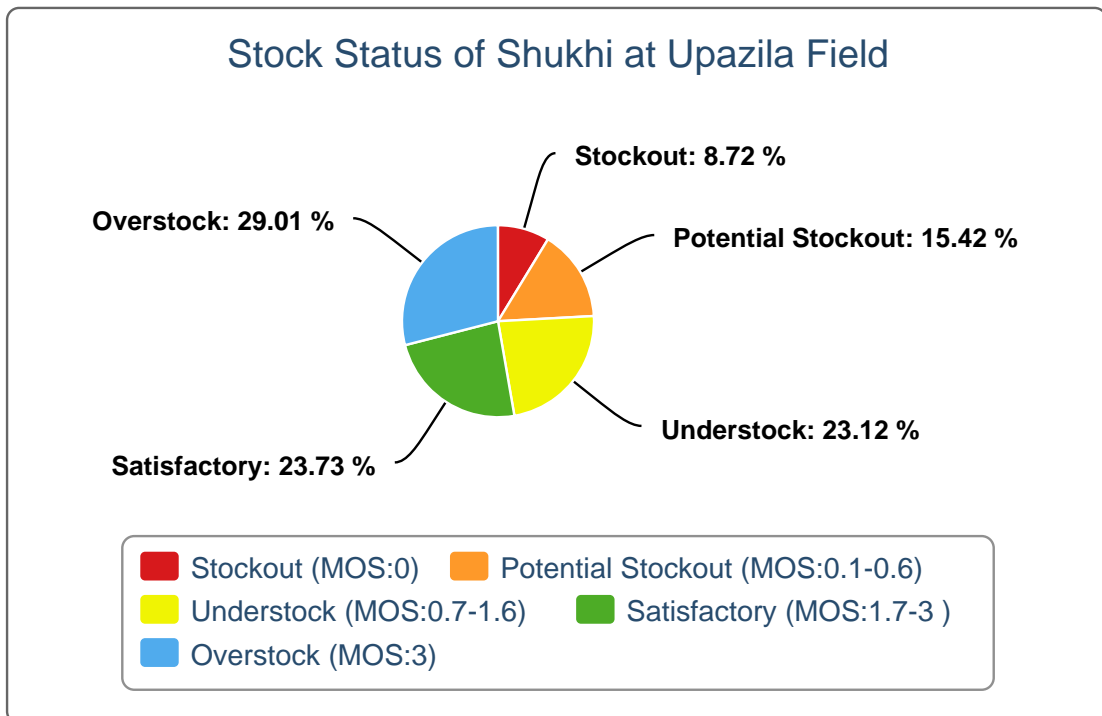
5(b).



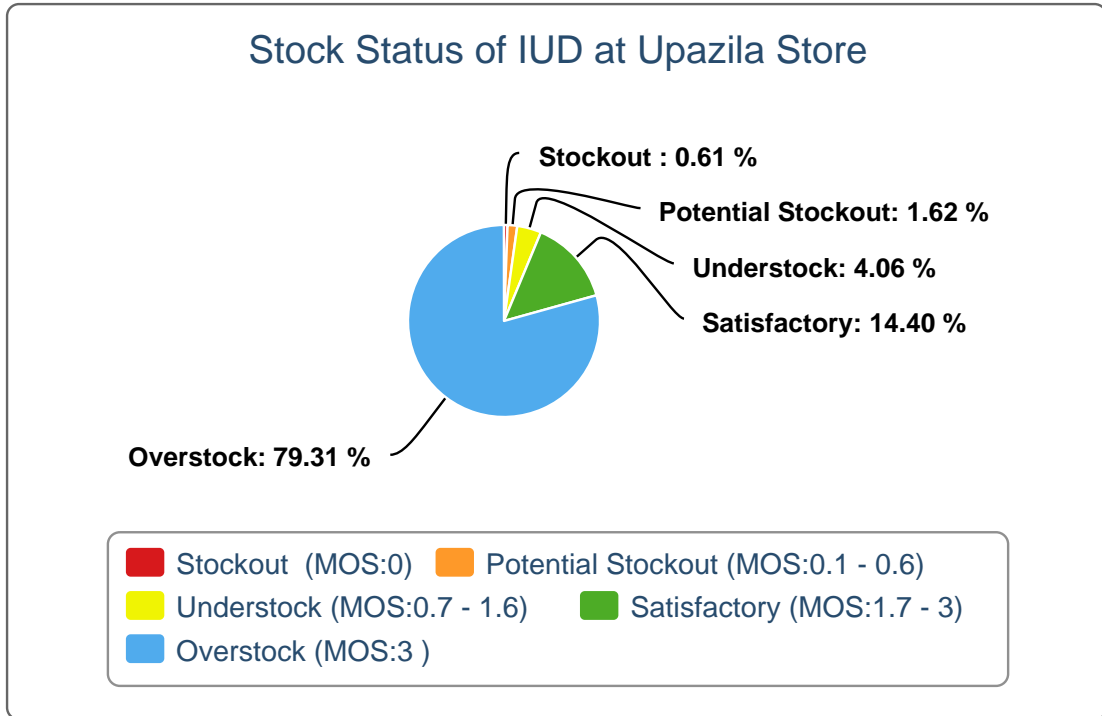
5(c).



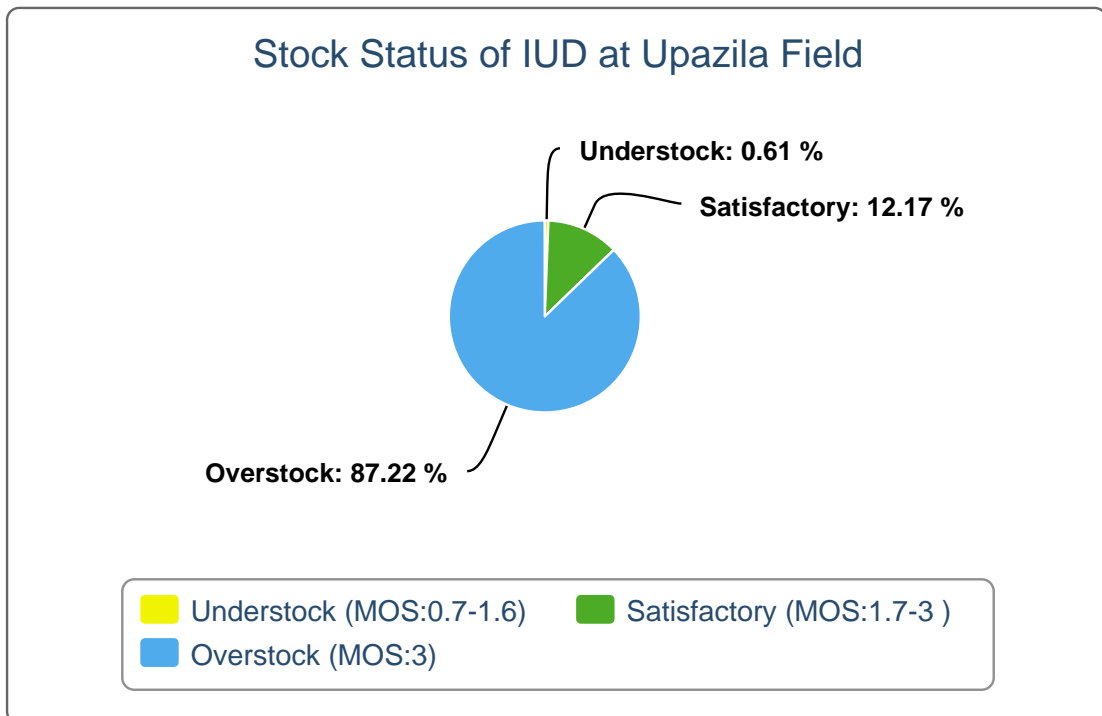
5(d).



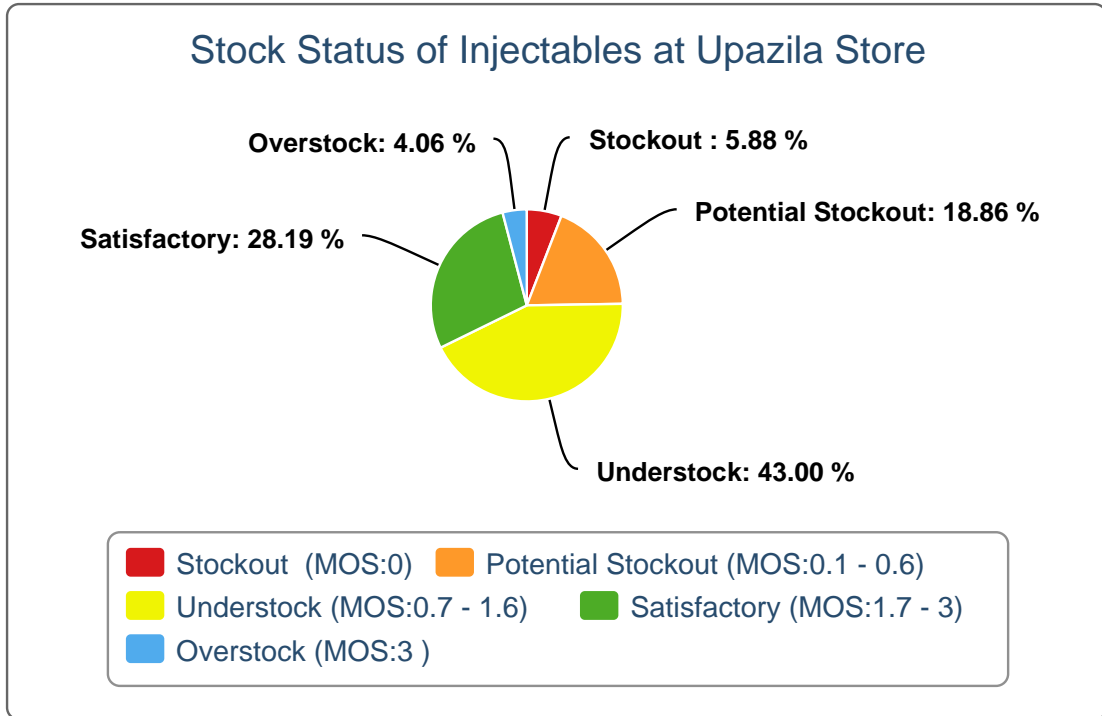
5(e).



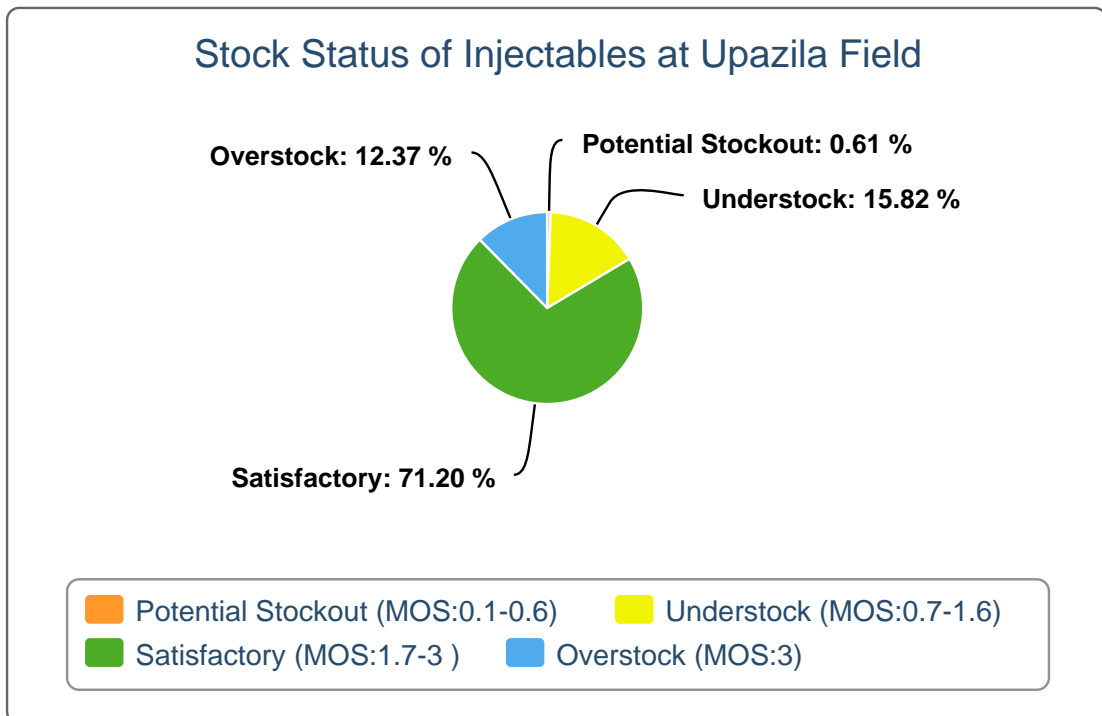
5(f).



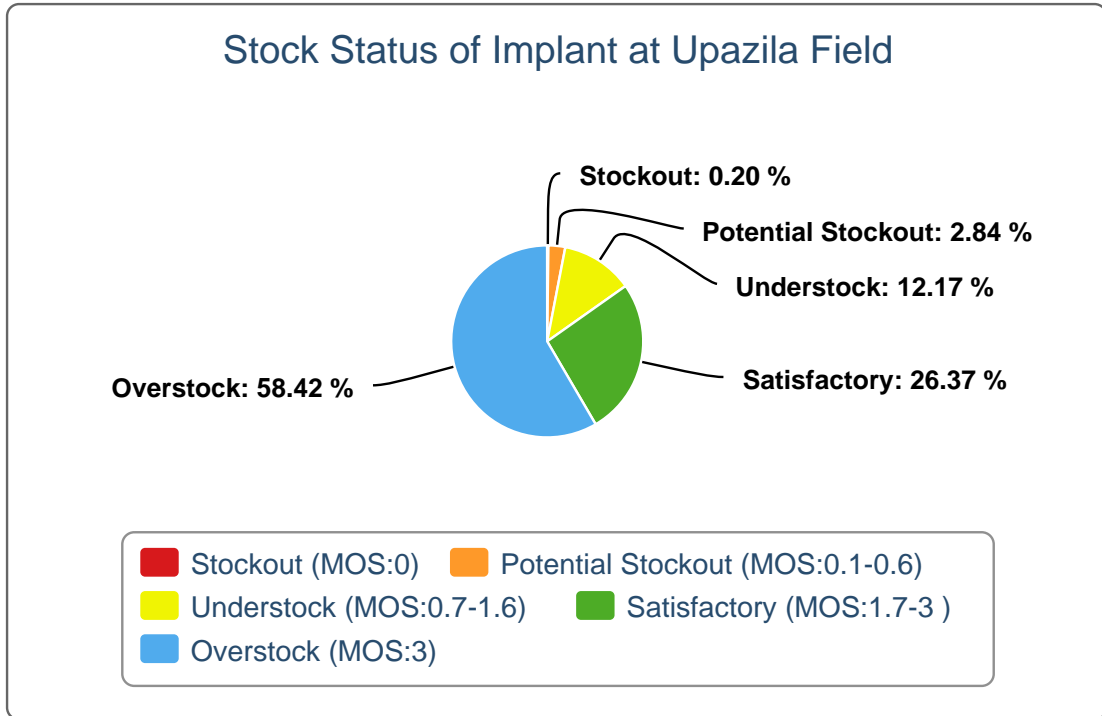
5(g).



5(h).



5(i).



6(a). Contraceptive Stock Status by Product at Regional Warehouses

SL	WH Name	Condom			Shukhi			IUD			Injectables			Implant		
		CBL	AMD	MOS	CBL	AMD	MOS	CBL	AMD	MOS	CBL	AMD	MOS	CBL	AMD	MOS
1	Bandarban RWH	25,200	43,564	0.6	960	24,658	0.0	450	122	3.7	5,100	3,836	1.3	1,650	150	11.0
2	Barishal RWH	560,000	288,249	1.9	194,880	207,572	0.9	3,150	344	9.2	13,800	31,893	0.4	26,200	895	29.3
3	Bhola RWH	36,000	44,772	0.8	158,400	57,903	2.7	1,650	137	12.0	34,000	28,910	1.2	10,350	248	41.7
4	Bogura RWH	301,200	514,411	0.6	442,240	328,093	1.3	6,300	536	11.8	1,027,600	32,450	31.7	28,000	1,816	15.4
5	Chattogram RWH	188,800	325,300	0.6	4,005,760	206,785	19.4	5,140	816	6.3	445,800	31,031	14.4	22,600	1,724	13.1
6	Cox's Bazar RWH	3,542,400	99,981	35.4	2,365,773	77,373	30.6	22,650	482	47.0	354,240	20,766	17.1	13,800	802	17.2
7	Cumilla RWH	226,800	496,907	0.5	206,400	319,441	0.6	6,500	962	6.8	117,000	68,137	1.7	30,500	2,155	14.2
8	Dhaka CWH	1,875,600	1,106,391	1.7	65,280	650,872	0.1	17,800	1,825	9.8	306,100	84,832	3.6	106,785	2,882	37.1
9	Dinajpur RWH	100,800	174,943	0.6	142,080	224,895	0.6	5,200	220	23.6	25,000	31,395	0.8	24,700	1,371	18.0
10	Faridpur RWH	543,600	469,013	1.2	91,200	275,309	0.3	7,900	511	15.5	86,800	32,972	2.6	17,900	1,696	10.6
11	Jamalpur RWH	32,400	216,737	0.1	37,920	234,680	0.2	3,350	219	15.3	24,000	26,660	0.9	17,900	771	23.2
12	Jashore RWH	10,800	272,398	0.0	86,880	256,030	0.3	3,900	334	11.7	23,700	36,943	0.6	18,400	993	18.5
13	Khulna RWH	36,000	513,692	0.1	4,029,550	384,721	10.5	7,550	339	22.3	1,868,800	37,724	49.5	39,100	1,080	36.2
14	Kushtia RWH	3,600	266,963	0.0	960	157,249	0.0	1,478	133	11.1	31,000	30,137	1.0	24,650	436	56.5
15	Mymensingh RWH	18,000	605,390	0.0	2,845,440	716,634	4.0	6,800	711	9.6	66,000	53,021	1.2	20,500	2,236	9.2
16	Noakhali RWH	190,800	285,236	0.7	69,120	155,222	0.4	5,300	863	6.1	70,500	39,817	1.8	30,600	1,365	22.4
17	Pabna RWH	82,800	420,113	0.2	34,560	272,851	0.1	1,450	664	2.2	14,000	40,848	0.3	23,000	793	29.0
18	Patuakhali RWH	25,200	131,815	0.2	4,800	140,466	0.0	4,650	220	21.1	67,100	27,112	2.5	9,900	786	12.6
19	Rajshahi RWH	28,800	586,670	0.0	142,080	287,878	0.5	8,703	228	38.2	5,800	29,792	0.2	15,950	1,027	15.5
20	Rangamati RWH	39,600	50,722	0.8	26,880	35,535	0.8	1,150	105	11.0	28,700	3,670	7.8	950	227	4.2
21	Rangpur RWH	583,600	498,621	1.2	304,320	610,520	0.5	3,220	926	3.5	64,000	93,936	0.7	31,300	2,357	13.3
22	Sylhet RWH	3,045,200	498,865	6.1	0	337,968	0.0	3,100	533	5.8	65,000	54,923	1.2	16,400	1,911	8.6
23	Tangail RWH	36,000	162,176	0.2	188,160	219,703	0.9	2,800	187	15.0	1,000	27,715	0.0	10,100	720	14.0

6(b). Contraceptive Stock Status by Product at Upazila

SL	Warehouse Name	Upazila Name	Condom			Shukhi			IUD			Injectables			Implant		
			CBL	AMD	MOS	CBL	AMD	MOS	CBL	AMD	MOS	CBL	AMD	MOS	CBL	AMD	MOS
1	Bandarban RWH	Alikadam	23,112	9,316	2.5	3,440	2,965	1.2	130	29	4.5	768	678	1.1	250	25	10.0
2	Bandarban RWH	Bandarban Sadar	11,513	6,263	1.8	7,162	5,383	1.3	81	22	3.7	928	593	1.6	128	22	5.8
3	Bandarban RWH	Lama	14,460	7,796	1.9	7,100	5,787	1.2	146	33	4.4	917	1,013	0.9	207	25	8.3
4	Bandarban RWH	Naikhongchhari	29,100	7,937	3.7	12,135	3,485	3.5	48	15	3.2	804	822	1.0	120	30	4.0
5	Bandarban RWH	Rowangchhari	7,784	2,870	2.7	3,805	2,492	1.5	83	5	16.6	477	250	1.9	130	8	16.3
6	Bandarban RWH	Ruma	6,264	5,437	1.2	7,412	2,415	3.1	83	9	9.2	400	279	1.4	100	17	5.9
7	Bandarban RWH	Thanchi	2,630	3,945	0.7	480	2,131	0.2	98	9	10.9	200	201	1.0	185	23	8.0
8	Barishal RWH	Agailjhara	19,200	7,880	2.4	2,910	7,718	0.4	97	12	8.1	3,333	1,198	2.8	200	41	4.9
9	Barishal RWH	Babuganj	190,100	7,712	24.6	7,390	7,370	1.0	83	14	5.9	539	695	0.8	150	32	4.7
10	Barishal RWH	Bakerganj	23,937	15,419	1.6	17,239	13,997	1.2	212	21	10.1	2,821	1,945	1.5	400	72	5.6
11	Barishal RWH	Banari Para	136,592	5,963	22.9	13,620	5,807	2.3	169	8	21.1	1,000	489	2.0	300	52	5.8
12	Barishal RWH	Barishal Sadar (kotwali)	70,428	28,178	2.5	15,680	15,928	1.0	200	77	2.6	8,778	3,875	2.3	193	99	1.9
13	Barishal RWH	Bhandaria	22,692	12,054	1.9	14,760	8,872	1.7	423	16	26.4	2,158	1,050	2.1	150	25	6.0
14	Barishal RWH	Gaurnadi	33,500	11,761	2.8	10,990	11,246	1.0	110	15	7.3	3,316	1,396	2.4	250	32	7.8
15	Barishal RWH	Hizla	18,536	7,861	2.4	6,060	4,665	1.3	45	10	4.5	2,993	1,204	2.5	200	28	7.1
16	Barishal RWH	Indurkani	44,480	6,159	7.2	8,760	5,649	1.6	169	5	33.8	0	932	0.0	300	19	15.8
17	Barishal RWH	Jhalokati Sadar	70,600	21,032	3.4	42,900	11,965	3.6	107	29	3.7	2,935	1,282	2.3	250	67	3.7
18	Barishal RWH	Kanthalia	19,620	9,894	2.0	6,675	7,221	0.9	150	8	18.8	2,495	1,047	2.4	200	37	5.4
19	Barishal RWH	Kawkhali	12,400	6,994	1.8	21,335	4,561	4.7	200	15	13.3	985	483	2.0	100	19	5.3
20	Barishal RWH	Mathbaria	37,534	18,877	2.0	25,675	17,775	1.4	211	16	13.2	4,062	2,355	1.7	200	34	5.9
21	Barishal RWH	Mehendiganj	25,996	13,578	1.9	22,200	10,249	2.2	424	7	60.6	6,375	3,226	2.0	300	37	8.1
22	Barishal RWH	Muladi	25,564	14,393	1.8	26,480	9,175	2.9	213	5	42.6	4,612	2,158	2.1	100	26	3.8
23	Barishal RWH	Nalchity	13,140	12,257	1.1	9,670	8,954	1.1	226	9	25.1	2,171	1,654	1.3	200	44	4.5
24	Barishal RWH	Nazirpur	35,376	19,130	1.8	13,625	10,612	1.3	180	16	11.3	1,580	1,689	0.9	200	38	5.3
25	Barishal RWH	Nesarabad (swarupkati)	57,016	28,095	2.0	16,990	15,215	1.1	200	17	11.8	3,118	1,803	1.7	500	56	8.9

SL	Warehouse Name	Upazila Name	Condom			Shukhi			IUD			Injectables			Implant		
			CBL	AMD	MOS	CBL	AMD	MOS	CBL	AMD	MOS	CBL	AMD	MOS	CBL	AMD	MOS
26	Barishal RWH	Pirojpur Sadar	29,040	14,173	2.0	10,675	10,551	1.0	125	20	6.3	2,615	1,375	1.9	100	49	2.0
27	Barishal RWH	Rajapur	21,792	13,844	1.6	11,405	7,242	1.6	171	3	57.0	1,170	997	1.2	250	23	10.9
28	Barishal RWH	Wazirpur	375,156	12,995	28.9	14,440	12,800	1.1	336	21	16.0	2,863	1,040	2.8	350	65	5.4
29	Bhola RWH	Bhola Sadar	32,400	9,726	3.3	26,910	10,736	2.5	113	53	2.1	9,016	6,136	1.5	840	80	10.5
30	Bhola RWH	Burhanuddin	10,872	3,588	3.0	14,685	7,010	2.1	52	20	2.6	3,307	1,810	1.8	50	32	1.6
31	Bhola RWH	Char Fasson	36,000	18,158	2.0	30,505	20,042	1.5	140	34	4.1	14,985	8,061	1.9	0	43	0.0
32	Bhola RWH	Daulat Khan	8,158	2,251	3.6	9,515	4,630	2.1	27	12	2.3	2,000	3,443	0.6	0	27	0.0
33	Bhola RWH	Lalmohan	21,600	6,362	3.4	30,795	8,875	3.5	15	11	1.4	9,899	5,669	1.7	0	23	0.0
34	Bhola RWH	Manpura	8,107	3,042	2.7	7,295	3,339	2.2	34	1	34.0	1,465	1,915	0.8	20	21	1.0
35	Bhola RWH	Tazumuddin	7,728	1,645	4.7	5,181	3,271	1.6	65	6	10.8	3,953	1,876	2.1	100	22	4.5
36	Bogura RWH	Adamdighi	14,400	9,889	1.5	7,350	6,288	1.2	55	18	3.1	100	468	0.2	150	40	3.8
37	Bogura RWH	Akkelpur	7,476	7,113	1.1	8,470	6,336	1.3	83	10	8.3	40	430	0.1	200	49	4.1
38	Bogura RWH	Atrai	30,040	14,443	2.1	19,395	10,671	1.8	31	6	5.2	1,100	617	1.8	105	39	2.7
39	Bogura RWH	Badalgachhi	16,200	9,297	1.7	14,460	9,483	1.5	23	5	4.6	513	687	0.7	50	49	1.0
40	Bogura RWH	Bogura Sadar	63,552	58,955	1.1	11,550	15,909	0.7	91	50	1.8	550	2,261	0.2	125	109	1.1
41	Bogura RWH	Dhamoirhat	15,752	9,410	1.7	18,640	8,437	2.2	74	8	9.3	1,453	688	2.1	200	42	4.8
42	Bogura RWH	Dhunat	65,800	36,765	1.8	17,230	17,050	1.0	115	15	7.7	0	2,196	0.0	100	71	1.4
43	Bogura RWH	Dhupchanchia	11,067	7,287	1.5	6,630	7,129	0.9	202	29	7.0	744	906	0.8	300	79	3.8
44	Bogura RWH	Gabtali	34,920	18,511	1.9	48,330	12,458	3.9	23	12	1.9	2,088	2,172	1.0	300	59	5.1
45	Bogura RWH	Ghoraghat	9,700	10,260	0.9	5,750	6,314	0.9	30	9	3.3	65	642	0.1	2	28	0.1
46	Bogura RWH	Hakimpur	11,420	7,390	1.5	10,870	3,936	2.8	64	3	21.3	375	270	1.4	200	34	5.9
47	Bogura RWH	Joypurhat Sadar	30,184	19,536	1.5	12,125	9,446	1.3	90	31	2.9	940	1,325	0.7	300	135	2.2
48	Bogura RWH	Kahaloo	5,028	21,127	0.2	2,970	11,225	0.3	31	20	1.6	1,220	1,058	1.2	200	108	1.9
49	Bogura RWH	Kalai	17,316	8,841	2.0	19,840	7,746	2.6	54	11	4.9	20	521	0.0	200	50	4.0
50	Bogura RWH	Khetlal	7,584	8,132	0.9	26,460	5,615	4.7	90	9	10.0	12	423	0.0	200	46	4.3

SL	Warehouse Name	Upazila Name	Condom			Shukhi			IUD			Injectables			Implant		
			CBL	AMD	MOS	CBL	AMD	MOS	CBL	AMD	MOS	CBL	AMD	MOS	CBL	AMD	MOS
51	Bogura RWH	Mahadebpur	51,216	17,346	3.0	14,200	14,772	1.0	22	4	5.5	921	946	1.0	50	78	0.6
52	Bogura RWH	Manda	39,354	28,020	1.4	24,110	27,559	0.9	164	51	3.2	1,506	2,307	0.7	200	61	3.3
53	Bogura RWH	Nandigram	18,100	9,577	1.9	12,980	11,267	1.2	10	6	1.7	210	391	0.5	200	38	5.3
54	Bogura RWH	Naogaon Sadar	44,304	26,093	1.7	21,740	15,035	1.4	97	32	3.0	1,211	1,434	0.8	300	65	4.6
55	Bogura RWH	Niamatpur	25,478	11,625	2.2	8,480	10,271	0.8	19	13	1.5	1,709	1,113	1.5	100	42	2.4
56	Bogura RWH	Panchbibi	19,880	13,970	1.4	21,000	7,970	2.6	59	15	3.9	144	717	0.2	150	82	1.8
57	Bogura RWH	Patnitala	23,784	13,250	1.8	25,865	11,859	2.2	133	14	9.5	334	900	0.4	200	49	4.1
58	Bogura RWH	Porsha	14,556	10,185	1.4	19,700	9,668	2.0	75	11	6.8	1,137	597	1.9	100	23	4.3
59	Bogura RWH	Raninagar	20,000	12,143	1.6	10,080	10,917	0.9	81	13	6.2	53	625	0.1	100	33	3.0
60	Bogura RWH	Sapahar	20,436	14,077	1.5	16,535	11,520	1.4	33	15	2.2	868	1,197	0.7	150	35	4.3
61	Bogura RWH	Sariakandi	29,460	16,398	1.8	17,120	8,911	1.9	113	30	3.8	2	1,318	0.0	200	92	2.2
62	Bogura RWH	Shajahanpur	53,880	40,530	1.3	7,845	9,095	0.9	28	25	1.1	218	1,273	0.2	100	74	1.4
63	Bogura RWH	Sherpur	56,700	31,492	1.8	28,790	16,677	1.7	18	12	1.5	863	1,881	0.5	300	59	5.1
64	Bogura RWH	Shibganj	21,900	11,675	1.9	7,340	13,651	0.5	130	16	8.1	400	2,116	0.2	300	63	4.8
65	Bogura RWH	Sonatola	9,864	11,074	0.9	10,445	10,878	1.0	13	43	0.3	600	971	0.6	350	84	4.2
66	Chattogram RWH	Anowara	19,200	9,801	2.0	4,360	9,829	0.4	125	11	11.4	2,503	714	3.5	250	45	5.6
67	Chattogram RWH	Banshkhali	14,508	13,364	1.1	7,050	10,281	0.7	297	14	21.2	968	1,607	0.6	350	98	3.6
68	Chattogram RWH	Boalkhali	25,437	10,939	2.3	4,880	8,477	0.6	305	31	9.8	3,255	738	4.4	500	39	12.8
69	Chattogram RWH	Chandanaish	2,700	9,178	0.3	1,120	8,109	0.1	132	23	5.7	10	1,126	0.0	600	39	15.4
70	Chattogram RWH	Dighinala	18,600	7,689	2.4	0	7,545	0.0	210	19	11.1	396	1,210	0.3	200	37	5.4
71	Chattogram RWH	Double Mooring	50,412	47,400	1.1	17,480	11,198	1.6	640	142	4.5	3,006	3,214	0.9	700	223	3.1
72	Chattogram RWH	Fatikchhari	5,388	17,764	0.3	5,105	15,940	0.3	140	12	11.7	1,894	2,110	0.9	350	206	1.7
73	Chattogram RWH	Guimara	25,884	1,250	20.7	6,310	2,682	2.4	143	10	14.3	2,409	189	12.7	200	16	12.5
74	Chattogram RWH	Hathazari	3,324	37,923	0.1	17,880	19,662	0.9	48	28	1.7	1,187	1,614	0.7	400	48	8.3
75	Chattogram RWH	Khagrachhari Sadar	23,628	3,325	7.1	31,580	4,536	7.0	214	44	4.9	2,346	507	4.6	300	34	8.8

SL	Warehouse Name	Upazila Name	Condom			Shukhi			IUD			Injectables			Implant		
			CBL	AMD	MOS	CBL	AMD	MOS	CBL	AMD	MOS	CBL	AMD	MOS	CBL	AMD	MOS
76	Chattogram RWH	Lakshmichhari	7,975	1,789	4.5	11,672	2,601	4.5	146	5	29.2	411	124	3.3	200	15	13.3
77	Chattogram RWH	Lohagara	23,064	5,401	4.3	8,600	6,308	1.4	138	17	8.1	2,471	1,072	2.3	250	39	6.4
78	Chattogram RWH	Mahalchhari	25,200	3,368	7.5	3,570	3,377	1.1	120	7	17.1	175	363	0.5	300	21	14.3
79	Chattogram RWH	Manikchhari	12,230	1,244	9.8	15,595	1,763	8.8	71	12	5.9	0	467	0.0	100	23	4.3
80	Chattogram RWH	Matiranga	10,500	9,548	1.1	120	5,418	0.0	100	21	4.8	200	923	0.2	200	47	4.3
81	Chattogram RWH	Mirsharai	23,904	20,102	1.2	4,183	14,698	0.3	285	42	6.8	2,009	2,293	0.9	350	52	6.7
82	Chattogram RWH	Panchhari	19,186	4,104	4.7	70	3,628	0.0	266	3	88.7	435	241	1.8	400	20	20.0
83	Chattogram RWH	Panchlaish	31,968	27,744	1.2	10,480	8,165	1.3	208	106	2.0	2,622	3,013	0.9	206	154	1.3
84	Chattogram RWH	Patiya	46,200	18,346	2.5	20	14,646	0.0	270	102	2.6	812	2,380	0.3	400	129	3.1
85	Chattogram RWH	Ramgarh	8,776	3,461	2.5	16,890	3,293	5.1	30	5	6.0	50	212	0.2	300	18	16.7
86	Chattogram RWH	Rangunia	1,348	15,028	0.1	580	9,104	0.1	75	40	1.9	1,818	1,634	1.1	500	97	5.2
87	Chattogram RWH	Raozan	0	15,266	0.0	16,920	8,510	2.0	157	74	2.1	0	1,425	0.0	800	137	5.8
88	Chattogram RWH	Sandwip	12,972	11,380	1.1	19,440	8,080	2.4	166	7	23.7	2,704	1,493	1.8	600	91	6.6
89	Chattogram RWH	Satkania	16	14,229	0.0	14,610	10,178	1.4	337	11	30.6	2,491	1,060	2.4	600	59	10.2
90	Chattogram RWH	Sitakunda	29,280	15,657	1.9	11,040	8,757	1.3	187	30	6.2	2,168	1,302	1.7	550	37	14.9
91	Cox's Bazar RWH	Chakaria	29,528	19,147	1.5	6,720	15,260	0.4	193	102	1.9	6,828	3,298	2.1	1,950	127	15.4
92	Cox's Bazar RWH	Cox's Bazar Sadar	40,344	19,077	2.1	86,960	11,918	7.3	66	57	1.2	7,324	3,344	2.2	1,150	86	13.4
93	Cox's Bazar RWH	Kutubdia	15,072	3,611	4.2	16,486	3,772	4.4	55	31	1.8	2,156	1,072	2.0	900	72	12.5
94	Cox's Bazar RWH	Maheshkhali	76,235	5,962	12.8	16,890	13,704	1.2	7	52	0.1	9,312	2,870	3.2	1,750	103	17.0
95	Cox's Bazar RWH	Pekua	51,300	7,271	7.1	64,610	7,030	9.2	135	43	3.1	6,069	2,841	2.1	549	67	8.2
96	Cox's Bazar RWH	Ramu	30,332	17,884	1.7	25,410	6,277	4.0	50	64	0.8	4,154	1,836	2.3	1,200	85	14.1
97	Cox's Bazar RWH	Teknaf	47,828	18,857	2.5	11,876	12,928	0.9	200	65	3.1	8,893	4,263	2.1	620	134	4.6
98	Cox's Bazar RWH	Ukhia	19,872	8,172	2.4	4,098	6,484	0.6	53	68	0.8	3,199	1,242	2.6	100	128	0.8
99	Cumilla RWH	Akhaura	14,976	6,115	2.4	470	4,478	0.1	3	18	0.2	925	834	1.1	50	34	1.5
100	Cumilla RWH	Ashuganj	540	11,367	0.0	9,880	6,808	1.5	241	22	11.0	454	1,170	0.4	100	49	2.0

SL	Warehouse Name	Upazila Name	Condom			Shukhi			IUD			Injectables			Implant		
			CBL	AMD	MOS	CBL	AMD	MOS	CBL	AMD	MOS	CBL	AMD	MOS	CBL	AMD	MOS
101	Cumilla RWH	Banchharampur	42,900	13,267	3.2	14,520	8,983	1.6	269	58	4.6	1,002	1,680	0.6	300	172	1.7
102	Cumilla RWH	Barura	35,544	9,842	3.6	11,200	8,584	1.3	126	29	4.3	7,111	2,939	2.4	150	44	3.4
103	Cumilla RWH	Bijoy Nagar	9,348	8,752	1.1	15	8,461	0.0	70	12	5.8	91	1,455	0.1	300	31	9.7
104	Cumilla RWH	Brahman Para	2,728	6,430	0.4	11,790	6,043	2.0	131	21	6.2	465	1,227	0.4	100	40	2.5
105	Cumilla RWH	Brahmanbaria Sadar	2,600	20,102	0.1	16,060	10,364	1.5	176	57	3.1	544	2,129	0.3	50	71	0.7
106	Cumilla RWH	Burichang	22,478	21,918	1.0	160	14,427	0.0	367	25	14.7	946	1,954	0.5	250	53	4.7
107	Cumilla RWH	Chandina	29,112	14,966	1.9	12,060	11,949	1.0	165	26	6.3	3,777	2,806	1.3	100	25	4.0
108	Cumilla RWH	Chandpur Sadar	8,000	16,888	0.5	750	12,768	0.1	249	77	3.2	458	3,149	0.1	300	94	3.2
109	Cumilla RWH	Chauddagam	56,744	14,587	3.9	12,130	9,412	1.3	203	19	10.7	6,594	3,176	2.1	300	31	9.7
110	Cumilla RWH	Cumilla Adarsha Sadar	74,866	42,093	1.8	34,040	14,208	2.4	312	42	7.4	1,652	2,540	0.7	205	99	2.1
111	Cumilla RWH	Cumilla Sadar Dakshin	17,700	11,186	1.6	6,905	9,447	0.7	171	15	11.4	1,020	1,973	0.5	140	31	4.5
112	Cumilla RWH	Daudkandi	31,428	12,075	2.6	11,030	9,235	1.2	146	60	2.4	1,505	2,019	0.7	150	33	4.5
113	Cumilla RWH	Debidwar	54,300	16,440	3.3	10,720	12,661	0.8	212	14	15.1	4,235	2,985	1.4	300	33	9.1
114	Cumilla RWH	Faridganj	26,200	19,108	1.4	580	14,974	0.0	190	58	3.3	355	2,860	0.1	300	135	2.2
115	Cumilla RWH	Haim Char	19,600	4,528	4.3	4,080	4,937	0.8	137	11	12.5	576	546	1.1	100	23	4.3
116	Cumilla RWH	Hajiganj	35,700	8,340	4.3	750	11,414	0.1	179	40	4.5	1,424	1,983	0.7	300	62	4.8
117	Cumilla RWH	Homna	54,792	18,458	3.0	13,685	8,982	1.5	251	18	13.9	2,545	1,256	2.0	300	30	10.0
118	Cumilla RWH	Kachua	5,188	16,522	0.3	470	9,466	0.0	118	42	2.8	327	3,471	0.1	100	68	1.5
119	Cumilla RWH	Kasba	3,676	21,664	0.2	700	10,383	0.1	83	35	2.4	99	1,830	0.1	20	179	0.1
120	Cumilla RWH	Laksam	36	10,377	0.0	710	8,120	0.1	151	20	7.6	900	1,491	0.6	200	39	5.1
121	Cumilla RWH	Lalmaj	11,688	4,221	2.8	2,788	2,599	1.1	108	6	18.0	4	887	0.0	150	14	10.7
122	Cumilla RWH	Manoharganj	42,200	10,769	3.9	11,765	7,140	1.6	148	4	37.0	2,159	1,348	1.6	250	24	10.4
123	Cumilla RWH	Matlab Dakshin	11,400	8,287	1.4	650	8,735	0.1	199	13	15.3	2,079	1,843	1.1	300	59	5.1
124	Cumilla RWH	Matlab Uttar	11,200	17,288	0.6	2,570	9,728	0.3	193	52	3.7	1,581	1,577	1.0	50	73	0.7
125	Cumilla RWH	Meghna	11,300	6,593	1.7	13,040	5,021	2.6	130	12	10.8	1,773	1,105	1.6	200	61	3.3

SL	Warehouse Name	Upazila Name	Condom			Shukhi			IUD			Injectables			Implant		
			CBL	AMD	MOS	CBL	AMD	MOS	CBL	AMD	MOS	CBL	AMD	MOS	CBL	AMD	MOS
126	Cumilla RWH	Muradnagar	57,144	26,969	2.1	17,765	13,383	1.3	125	22	5.7	6,030	3,315	1.8	500	135	3.7
127	Cumilla RWH	Nabinagar	18,024	24,652	0.7	8,610	15,330	0.6	67	42	1.6	1,000	2,877	0.3	50	117	0.4
128	Cumilla RWH	Nangalkot	100	16,118	0.0	8,630	6,967	1.2	158	9	17.6	2,146	2,089	1.0	50	82	0.6
129	Cumilla RWH	Nasirnagar	37,596	9,733	3.9	100	8,641	0.0	220	12	18.3	51	1,393	0.0	150	70	2.1
130	Cumilla RWH	Sarail	0	21,803	0.0	0	10,016	0.0	60	19	3.2	138	1,954	0.1	100	74	1.4
131	Cumilla RWH	Shahrasti	26,300	7,810	3.4	2,040	8,185	0.2	180	26	6.9	994	2,205	0.5	200	53	3.8
132	Cumilla RWH	Titas	37,380	17,639	2.1	4,050	7,592	0.5	172	26	6.6	2,292	2,071	1.1	250	17	14.7
133	Dhaka CWH	Araihazar	54,000	15,857	3.4	28,800	19,734	1.5	157	23	6.8	3,449	2,481	1.4	300	40	7.5
134	Dhaka CWH	Bandar	3,888	32,309	0.1	0	15,993	0.0	122	22	5.5	3,138	2,210	1.4	200	39	5.1
135	Dhaka CWH	Belabo	10,656	10,754	1.0	10,920	9,882	1.1	90	16	5.6	1,500	1,280	1.2	400	35	11.4
136	Dhaka CWH	Daulatpur	6,876	10,069	0.7	4,200	8,941	0.5	92	5	18.4	1,730	1,102	1.6	26	45	0.6
137	Dhaka CWH	Dhamrai	72,502	23,902	3.0	19,880	23,754	0.8	307	117	2.6	1,778	1,966	0.9	300	53	5.7
138	Dhaka CWH	Dohar	200	12,581	0.0	11,850	7,367	1.6	39	9	4.3	599	827	0.7	400	31	12.9
139	Dhaka CWH	Gazaria	18,708	8,896	2.1	0	7,112	0.0	147	19	7.7	754	602	1.3	100	29	3.4
140	Dhaka CWH	Gazipur Sadar	2,364	42,462	0.1	8,630	18,743	0.5	211	42	5.0	4,007	1,949	2.1	100	83	1.2
141	Dhaka CWH	Ghior	18,000	12,078	1.5	9,970	8,904	1.1	71	13	5.5	1,011	710	1.4	350	40	8.8
142	Dhaka CWH	Harirampur	872	19,049	0.0	40,686	6,082	6.7	33	5	6.6	656	519	1.3	443	40	11.1
143	Dhaka CWH	Kaliakair	905	25,643	0.0	2,209	16,049	0.1	122	49	2.5	1,434	1,091	1.3	800	27	29.6
144	Dhaka CWH	Kaliganj	0	30,730	0.0	0	14,046	0.0	124	21	5.9	3,583	1,985	1.8	100	48	2.1
145	Dhaka CWH	Kapasia	1,776	24,094	0.1	13,150	16,873	0.8	75	9	8.3	1,523	746	2.0	300	66	4.5
146	Dhaka CWH	Keraniganj	600	37,310	0.0	25,420	21,519	1.2	248	78	3.2	3,875	3,439	1.1	100	84	1.2
147	Dhaka CWH	Lohajang	18,000	12,872	1.4	6,695	7,612	0.9	23	5	4.6	915	545	1.7	600	37	16.2
148	Dhaka CWH	Manikganj Sadar	59,400	27,959	2.1	35,270	11,906	3.0	348	21	16.6	1,352	1,088	1.2	600	108	5.6
149	Dhaka CWH	Manohardi	25,500	14,027	1.8	14,200	10,465	1.4	57	30	1.9	3,059	1,513	2.0	850	33	25.8
150	Dhaka CWH	Mirpur	6,600	109,735	0.1	34,960	34,062	1.0	685	299	2.3	16,961	9,276	1.8	440	353	1.2

SL	Warehouse Name	Upazila Name	Condom			Shukhi			IUD			Injectables			Implant		
			CBL	AMD	MOS	CBL	AMD	MOS	CBL	AMD	MOS	CBL	AMD	MOS	CBL	AMD	MOS
151	Dhaka CWH	Munshiganj Sadar	36,000	27,041	1.3	27,430	15,579	1.8	135	11	12.3	2,856	1,442	2.0	300	26	11.5
152	Dhaka CWH	Narayanganj Sadar	144,000	59,145	2.4	53,260	41,794	1.3	150	27	5.6	12,174	6,590	1.8	500	113	4.4
153	Dhaka CWH	Narsingdi Sadar	33,256	38,638	0.9	57,820	37,605	1.5	278	83	3.3	12,200	6,719	1.8	1,050	83	12.7
154	Dhaka CWH	Nawabganj	0	15,875	0.0	11,965	12,079	1.0	62	18	3.4	1,151	1,074	1.1	300	44	6.8
155	Dhaka CWH	Palash	2,700	15,274	0.2	6,560	11,290	0.6	34	12	2.8	1,614	1,084	1.5	150	32	4.7
156	Dhaka CWH	Roypura	2,532	39,233	0.1	25,170	22,239	1.1	107	51	2.1	6,851	3,401	2.0	800	43	18.6
157	Dhaka CWH	Rupganj	55,456	35,326	1.6	29,020	27,181	1.1	62	29	2.1	5,283	2,582	2.0	600	47	12.8
158	Dhaka CWH	Saturia	0	15,586	0.0	650	8,718	0.1	125	28	4.5	1,238	629	2.0	600	40	15.0
159	Dhaka CWH	Savar	94,200	84,782	1.1	42,070	23,690	1.8	239	70	3.4	3,642	3,859	0.9	300	89	3.4
160	Dhaka CWH	Serajdikhan	25,200	17,985	1.4	6,870	13,878	0.5	115	16	7.2	1,411	884	1.6	600	26	23.1
161	Dhaka CWH	Shibalaya	0	12,144	0.0	4,590	8,150	0.6	63	8	7.9	3,262	957	3.4	200	34	5.9
162	Dhaka CWH	Shibpur	12,648	16,001	0.8	17,970	11,993	1.5	107	10	10.7	3,505	1,593	2.2	600	35	17.1
163	Dhaka CWH	Singair	16,400	24,797	0.7	34,360	13,176	2.6	118	16	7.4	1,311	1,006	1.3	300	43	7.0
164	Dhaka CWH	Sonargaon	36,005	24,172	1.5	10	19,881	0.0	143	18	7.9	5,274	2,846	1.9	300	40	7.5
165	Dhaka CWH	Sreenagar	25,200	15,310	1.6	7,190	11,189	0.6	74	13	5.7	528	736	0.7	900	35	25.7
166	Dhaka CWH	Sreepur	16,960	29,061	0.6	14,480	20,407	0.7	150	25	6.0	2,555	1,412	1.8	400	81	4.9
167	Dhaka CWH	Tejgaon	34,260	132,460	0.3	170,235	75,478	2.3	1,084	575	1.9	19,920	13,321	1.5	2,335	813	2.9
168	Dhaka CWH	Tongi	32	21,774	0.0	7,250	8,523	0.9	100	29	3.4	1,286	844	1.5	260	54	4.8
169	Dhaka CWH	Tongibari	18,000	11,460	1.6	8,300	8,978	0.9	108	3	36.0	470	524	0.9	600	13	46.2
170	Dinajpur RWH	Atwari	7,078	3,032	2.3	20,520	5,115	4.0	105	3	35.0	172	882	0.2	100	19	5.3
171	Dinajpur RWH	Baliadangi	8,100	3,815	2.1	9,360	6,761	1.4	95	4	23.8	6,062	1,587	3.8	200	26	7.7
172	Dinajpur RWH	Biral	8,126	8,272	1.0	19,230	10,729	1.8	125	8	15.6	1,324	1,102	1.2	210	64	3.3
173	Dinajpur RWH	Birampur	300	7,036	0.0	9,950	6,755	1.5	50	15	3.3	1,090	451	2.4	300	50	6.0
174	Dinajpur RWH	Birganj	7,500	10,799	0.7	28,320	15,622	1.8	98	11	8.9	2,353	1,773	1.3	50	140	0.4
175	Dinajpur RWH	Bochaganj	464	5,030	0.1	13,830	7,546	1.8	79	15	5.3	720	571	1.3	300	66	4.5

SL	Warehouse Name	Upazila Name	Condom			Shukhi			IUD			Injectables			Implant		
			CBL	AMD	MOS	CBL	AMD	MOS	CBL	AMD	MOS	CBL	AMD	MOS	CBL	AMD	MOS
176	Dinajpur RWH	Boda	900	8,799	0.1	17,330	12,772	1.4	78	5	15.6	4,411	2,368	1.9	200	60	3.3
177	Dinajpur RWH	Chirirbandar	31	10,286	0.0	26,930	15,105	1.8	73	9	8.1	89	1,584	0.1	50	117	0.4
178	Dinajpur RWH	Debiganj	20,700	6,430	3.2	21,280	11,513	1.8	154	12	12.8	4,652	2,733	1.7	50	43	1.2
179	Dinajpur RWH	Dinajpur Sadar	42,300	15,082	2.8	8,580	12,199	0.7	133	23	5.8	2,443	1,864	1.3	0	168	0.0
180	Dinajpur RWH	Fulbari	600	10,013	0.1	10,440	7,834	1.3	43	13	3.3	2,075	685	3.0	50	47	1.1
181	Dinajpur RWH	Haripur	2,300	4,401	0.5	13,875	6,201	2.2	70	11	6.4	1,485	842	1.8	50	18	2.8
182	Dinajpur RWH	Kaharole	9,000	3,765	2.4	15,550	9,556	1.6	29	7	4.1	861	648	1.3	50	52	1.0
183	Dinajpur RWH	Khansama	19,714	4,560	4.3	25,840	12,179	2.1	266	4	66.5	2,200	1,688	1.3	0	64	0.0
184	Dinajpur RWH	Nawabganj	700	8,969	0.1	28,000	9,002	3.1	78	3	26.0	2,420	1,089	2.2	200	42	4.8
185	Dinajpur RWH	Panchagarh Sadar	306	10,841	0.0	18,570	12,237	1.5	53	13	4.1	3,620	2,434	1.5	0	42	0.0
186	Dinajpur RWH	Parbatipur	0	16,011	0.0	19,110	13,413	1.4	99	11	9.0	1,161	1,750	0.7	50	89	0.6
187	Dinajpur RWH	Pirganj	200	10,119	0.0	12,000	10,906	1.1	123	19	6.5	1,725	972	1.8	0	63	0.0
188	Dinajpur RWH	Ranisankail	8,680	5,080	1.7	9,580	12,496	0.8	94	5	18.8	3,973	1,056	3.8	200	31	6.5
189	Dinajpur RWH	Tentulia	0	5,561	0.0	9,900	6,040	1.6	20	11	1.8	896	547	1.6	100	25	4.0
190	Dinajpur RWH	Thakurgaon Sadar	9,100	17,042	0.5	18,520	20,914	0.9	70	18	3.9	10,511	4,769	2.2	0	145	0.0
191	Faridpur RWH	Alfadanga	3,708	8,845	0.4	5,105	4,212	1.2	101	5	20.2	259	620	0.4	300	47	6.4
192	Faridpur RWH	Baliakandi	19,812	14,753	1.3	15,190	10,108	1.5	47	6	7.8	278	833	0.3	400	65	6.2
193	Faridpur RWH	Bhanga	5,625	25,982	0.2	16,107	13,960	1.2	150	33	4.5	954	995	1.0	400	112	3.6
194	Faridpur RWH	Bhedarganj	5,032	8,638	0.6	10,800	5,992	1.8	115	15	7.7	1,168	1,598	0.7	300	22	13.6
195	Faridpur RWH	Boalmari	16,525	13,783	1.2	14,310	10,527	1.4	83	8	10.4	0	1,104	0.0	400	60	6.7
196	Faridpur RWH	Char Bhadrasan	4,586	9,553	0.5	2,040	3,016	0.7	10	7	1.4	235	291	0.8	50	19	2.6
197	Faridpur RWH	Damudya	22,908	5,256	4.4	8,410	2,863	2.9	97	12	8.1	229	373	0.6	100	15	6.7
198	Faridpur RWH	Faridpur Sadar	54,204	36,038	1.5	11,160	17,057	0.7	46	28	1.6	0	2,755	0.0	350	127	2.8
199	Faridpur RWH	Goalanda	58,788	7,148	8.2	60	4,374	0.0	5	4	1.3	935	715	1.3	250	39	6.4
200	Faridpur RWH	Gopalganj Sadar	22,846	39,429	0.6	22,060	14,449	1.5	149	29	5.1	1,330	1,544	0.9	500	151	3.3

SL	Warehouse Name	Upazila Name	Condom			Shukhi			IUD			Injectables			Implant		
			CBL	AMD	MOS	CBL	AMD	MOS	CBL	AMD	MOS	CBL	AMD	MOS	CBL	AMD	MOS
201	Faridpur RWH	Gosairhat	103,764	8,358	12.4	10,245	6,639	1.5	95	19	5.0	931	880	1.1	200	22	9.1
202	Faridpur RWH	Kalkini	19,500	19,994	1.0	12,130	12,405	1.0	172	19	9.1	13	1,456	0.0	50	29	1.7
203	Faridpur RWH	Kalukhali	36,956	9,104	4.1	5,120	6,945	0.7	0	7	0.0	776	721	1.1	0	39	0.0
204	Faridpur RWH	Kashiani	3,156	19,199	0.2	8,940	8,645	1.0	5	9	0.6	5	908	0.0	0	39	0.0
205	Faridpur RWH	Kotalipara	30,600	12,309	2.5	33,415	10,532	3.2	27	6	4.5	10	941	0.0	300	64	4.7
206	Faridpur RWH	Madaripur Sadar	36,571	20,346	1.8	16,440	15,631	1.1	97	52	1.9	2,443	3,633	0.7	200	76	2.6
207	Faridpur RWH	Madhukhali	29,400	13,607	2.2	26,700	12,443	2.1	123	33	3.7	76	1,186	0.1	300	44	6.8
208	Faridpur RWH	Muksudpur	19,302	25,261	0.8	3,584	20,519	0.2	5	20	0.3	3,602	2,175	1.7	300	65	4.6
209	Faridpur RWH	Nagarkanda	19,679	14,624	1.3	16,165	7,795	2.1	141	21	6.7	0	557	0.0	450	30	15.0
210	Faridpur RWH	Naria	94,668	10,226	9.3	13,810	7,233	1.9	61	8	7.6	567	630	0.9	400	44	9.1
211	Faridpur RWH	Pangsha	29,100	16,504	1.8	17,960	10,948	1.6	101	20	5.1	2,564	1,352	1.9	300	61	4.9
212	Faridpur RWH	Rajbari Sadar	48,432	30,750	1.6	12,710	12,352	1.0	143	64	2.2	1,461	1,635	0.9	800	179	4.5
213	Faridpur RWH	Rajoir	9,684	10,665	0.9	12,460	9,402	1.3	38	3	12.7	913	1,030	0.9	0	47	0.0
214	Faridpur RWH	Sadarpur	1,836	17,444	0.1	5,730	5,427	1.1	20	3	6.7	0	725	0.0	100	18	5.6
215	Faridpur RWH	Saltha	26,184	11,725	2.2	5,420	8,456	0.6	92	12	7.7	100	600	0.2	0	51	0.0
216	Faridpur RWH	Shariatpur Sadar	2,092	9,643	0.2	9,550	6,703	1.4	189	39	4.8	478	751	0.6	0	79	0.0
217	Faridpur RWH	Shib Char	5,536	24,202	0.2	19,300	13,689	1.4	75	14	5.4	361	1,484	0.2	350	85	4.1
218	Faridpur RWH	Tungipara	22,828	12,111	1.9	12,775	6,590	1.9	24	9	2.7	20	676	0.0	300	27	11.1
219	Faridpur RWH	Zanjira	26,820	13,516	2.0	16,121	6,397	2.5	211	6	35.2	405	804	0.5	200	40	5.0
220	Jamalpur RWH	Bakshiganj	18,108	8,068	2.2	32,155	15,291	2.1	61	8	7.6	2,041	1,535	1.3	300	36	8.3
221	Jamalpur RWH	Char Rajibpur	14,700	9,025	1.6	26,725	3,027	8.8	69	8	8.6	1,008	822	1.2	100	41	2.4
222	Jamalpur RWH	Dewanganj	28,800	12,607	2.3	32,880	12,459	2.6	110	11	10.0	4,725	2,378	2.0	200	76	2.6
223	Jamalpur RWH	Islampur	36,872	25,749	1.4	62,890	19,236	3.3	130	24	5.4	3,055	2,177	1.4	350	48	7.3
224	Jamalpur RWH	Jamalpur Sadar	57,600	35,379	1.6	56,160	40,977	1.4	250	50	5.0	9,300	4,674	2.0	300	68	4.4
225	Jamalpur RWH	Jhenaigati	14,550	9,348	1.6	19,560	13,868	1.4	18	3	6.0	3,217	1,690	1.9	100	55	1.8

SL	Warehouse Name	Upazila Name	Condom			Shukhi			IUD			Injectables			Implant		
			CBL	AMD	MOS	CBL	AMD	MOS	CBL	AMD	MOS	CBL	AMD	MOS	CBL	AMD	MOS
226	Jamalpur RWH	Madarganj	18,000	9,518	1.9	22,080	12,328	1.8	65	16	4.1	1,200	754	1.6	300	58	5.2
227	Jamalpur RWH	Melandaha	25,800	16,365	1.6	31,920	18,627	1.7	135	19	7.1	3,150	1,564	2.0	300	64	4.7
228	Jamalpur RWH	Nakla	18,000	11,477	1.6	39,155	13,321	2.9	82	3	27.3	2,117	1,198	1.8	250	44	5.7
229	Jamalpur RWH	Nalitabari	21,600	12,762	1.7	29,840	17,239	1.7	50	11	4.5	2,380	1,464	1.6	200	56	3.6
230	Jamalpur RWH	Raumari	22,200	9,764	2.3	23,040	9,598	2.4	59	15	3.9	2,098	1,371	1.5	150	43	3.5
231	Jamalpur RWH	Sarishabari	43,200	25,629	1.7	33,120	17,065	1.9	150	25	6.0	2,400	1,911	1.3	550	46	12.0
232	Jamalpur RWH	Sherpur Sadar	40,400	22,572	1.8	45,230	27,240	1.7	68	22	3.1	9,410	4,076	2.3	150	79	1.9
233	Jamalpur RWH	Sreebardi	21,600	8,474	2.5	40,094	14,404	2.8	85	4	21.3	273	1,046	0.3	300	57	5.3
234	Jashore RWH	Abhaynagar	2,604	13,225	0.2	8,200	9,470	0.9	63	7	9.0	3,570	1,792	2.0	100	37	2.7
235	Jashore RWH	Bagher Para	348	12,672	0.0	10,005	9,216	1.1	32	9	3.6	2,329	1,131	2.1	200	40	5.0
236	Jashore RWH	Chaugachha	3,800	14,691	0.3	10,615	9,463	1.1	107	4	26.8	1,700	900	1.9	350	26	13.5
237	Jashore RWH	Harinakunda	7,644	9,599	0.8	20,860	7,577	2.8	53	10	5.3	1,008	889	1.1	200	31	6.5
238	Jashore RWH	Jashore Sadar	3,700	26,422	0.1	74,663	28,233	2.6	42	34	1.2	5,346	3,677	1.5	470	117	4.0
239	Jashore RWH	Jhenaidah Sadar	6,955	12,889	0.5	16,615	12,243	1.4	196	41	4.8	3,543	1,743	2.0	100	60	1.7
240	Jashore RWH	Jhikargachha	888	16,960	0.1	14,660	7,339	2.0	25	9	2.8	2,700	1,063	2.5	200	26	7.7
241	Jashore RWH	Kalia	4,128	12,897	0.3	30,070	10,068	3.0	98	20	4.9	1,890	929	2.0	400	57	7.0
242	Jashore RWH	Kaliganj	4,452	9,795	0.5	4,895	11,278	0.4	95	9	10.6	2,074	921	2.3	300	37	8.1
243	Jashore RWH	Keshabpur	100	12,072	0.0	8,965	11,627	0.8	168	13	12.9	4,181	1,998	2.1	300	52	5.8
244	Jashore RWH	Kotchandpur	500	7,693	0.1	11,010	5,557	2.0	95	8	11.9	1,200	603	2.0	650	28	23.2
245	Jashore RWH	Lohagara	0	10,741	0.0	25,100	16,373	1.5	108	8	13.5	5,240	2,067	2.5	850	40	21.3
246	Jashore RWH	Magura Sadar	3,036	19,627	0.2	16,140	20,498	0.8	139	56	2.5	4,369	2,670	1.6	200	109	1.8
247	Jashore RWH	Maheshpur	6,118	9,581	0.6	12,230	9,906	1.2	115	22	5.2	4,450	2,285	1.9	300	34	8.8
248	Jashore RWH	Manirampur	700	16,497	0.0	8,210	19,411	0.4	80	13	6.2	10,274	5,031	2.0	200	59	3.4
249	Jashore RWH	Mohammadpur	192	8,507	0.0	27,300	9,099	3.0	92	14	6.6	1,419	896	1.6	300	43	7.0
250	Jashore RWH	Narail Sadar	3,605	9,130	0.4	28,130	13,771	2.0	120	19	6.3	4,100	1,948	2.1	300	64	4.7

SL	Warehouse Name	Upazila Name	Condom			Shukhi			IUD			Injectables			Implant		
			CBL	AMD	MOS	CBL	AMD	MOS	CBL	AMD	MOS	CBL	AMD	MOS	CBL	AMD	MOS
251	Jashore RWH	Shailkupa	4,644	11,805	0.4	15,645	13,304	1.2	176	11	16.0	3,047	1,691	1.8	400	35	11.4
252	Jashore RWH	Shalikka	6,336	10,597	0.6	12,720	8,907	1.4	85	9	9.4	988	842	1.2	350	29	12.1
253	Jashore RWH	Sharsha	96	15,968	0.0	6,455	13,402	0.5	21	7	3.0	6,213	2,994	2.1	500	30	16.7
254	Jashore RWH	Sreepur	984	11,030	0.1	5,345	9,288	0.6	134	11	12.2	1,216	873	1.4	400	39	10.3
255	Khulna RWH	Assasuni	12,912	17,026	0.8	23,900	20,888	1.1	60	4	15.0	3,000	1,695	1.8	150	32	4.7
256	Khulna RWH	Bagerhat Sadar	34,200	20,820	1.6	29,500	14,108	2.1	72	15	4.8	3,068	1,343	2.3	275	73	3.8
257	Khulna RWH	Batiaghata	300	17,902	0.0	1,400	10,987	0.1	13	9	1.4	100	1,033	0.1	200	37	5.4
258	Khulna RWH	Chitalmari	300	13,889	0.0	52,755	10,142	5.2	114	7	16.3	2,144	1,389	1.5	200	33	6.1
259	Khulna RWH	Dacope	3,900	10,198	0.4	30,390	12,746	2.4	29	11	2.6	712	783	0.9	100	67	1.5
260	Khulna RWH	Daulatpur	41,700	27,527	1.5	30,474	14,859	2.1	100	20	5.0	8,950	2,545	3.5	200	43	4.7
261	Khulna RWH	Debhata	7,500	13,653	0.5	27,360	10,522	2.6	31	4	7.8	1,830	687	2.7	100	21	4.8
262	Khulna RWH	Dumuria	23,100	30,140	0.8	61,730	32,161	1.9	181	16	11.3	17,689	3,481	5.1	250	78	3.2
263	Khulna RWH	Fakirhat	1,100	10,456	0.1	71,150	7,806	9.1	69	2	34.5	963	545	1.8	300	30	10.0
264	Khulna RWH	Kachua	336	8,237	0.0	17,150	8,364	2.1	40	12	3.3	52	750	0.1	50	31	1.6
265	Khulna RWH	Kalaroa	36,120	28,177	1.3	79,620	11,407	7.0	70	5	14.0	2,490	1,803	1.4	300	25	12.0
266	Khulna RWH	Kaliganj	300	28,825	0.0	30,280	23,871	1.3	63	5	12.6	4,900	1,808	2.7	200	38	5.3
267	Khulna RWH	Khulna Sadar	36,272	53,364	0.7	103,020	15,461	6.7	177	57	3.1	7,405	3,759	2.0	310	29	10.7
268	Khulna RWH	Koyra	300	14,259	0.0	16,740	19,627	0.9	58	11	5.3	795	740	1.1	100	50	2.0
269	Khulna RWH	Mollahat	303	9,736	0.0	7,190	8,699	0.8	60	2	30.0	96	589	0.2	0	49	0.0
270	Khulna RWH	Mongla	6,000	12,901	0.5	34,170	9,156	3.7	45	4	11.3	1,680	645	2.6	100	24	4.2
271	Khulna RWH	Morrelganj	34,800	17,975	1.9	89,130	18,304	4.9	258	39	6.6	7,117	1,703	4.2	150	56	2.7
272	Khulna RWH	Paikgachha	11,100	14,251	0.8	53,145	20,125	2.6	71	12	5.9	770	1,174	0.7	450	56	8.0
273	Khulna RWH	Phultala	21,900	18,870	1.2	32,990	6,051	5.5	70	23	3.0	3,157	786	4.0	200	47	4.3
274	Khulna RWH	Rampal	900	17,507	0.1	16,535	12,579	1.3	21	8	2.6	600	599	1.0	0	27	0.0
275	Khulna RWH	Rupsa	7,700	11,400	0.7	8,210	10,439	0.8	42	13	3.2	1,726	476	3.6	200	34	5.9

SL	Warehouse Name	Upazila Name	Condom			Shukhi			IUD			Injectables			Implant		
			CBL	AMD	MOS	CBL	AMD	MOS	CBL	AMD	MOS	CBL	AMD	MOS	CBL	AMD	MOS
276	Khulna RWH	Sarankhola	17,400	8,616	2.0	16,920	6,609	2.6	50	5	10.0	3,000	959	3.1	0	52	0.0
277	Khulna RWH	Satkhira Sadar	8,722	52,406	0.2	31,075	22,721	1.4	100	5	20.0	10,500	3,440	3.1	390	36	10.8
278	Khulna RWH	Shyamnagar	14,400	20,724	0.7	28,800	27,104	1.1	49	5	9.8	3,542	1,678	2.1	200	47	4.3
279	Khulna RWH	Tala	400	21,692	0.0	21,255	22,410	0.9	59	39	1.5	3,435	2,829	1.2	300	36	8.3
280	Khulna RWH	Terokhada	2,100	13,141	0.2	18,650	7,575	2.5	90	6	15.0	0	485	0.0	100	29	3.4
281	Kushtia RWH	Alamdanga	3,880	18,901	0.2	10,985	16,502	0.7	25	13	1.9	3,200	2,066	1.5	0	65	0.0
282	Kushtia RWH	Bheramara	3,900	12,859	0.3	11,960	7,886	1.5	15	4	3.8	1,004	1,113	0.9	10	30	0.3
283	Kushtia RWH	Chuadanga Sadar	8,100	29,342	0.3	5,610	12,197	0.5	55	17	3.2	3,080	3,127	1.0	200	45	4.4
284	Kushtia RWH	Damurhuda	3,843	19,568	0.2	5,770	13,218	0.4	51	15	3.4	2,101	3,262	0.6	50	43	1.2
285	Kushtia RWH	Daulatpur	300	30,718	0.0	15,355	17,018	0.9	165	5	33.0	1,255	3,817	0.3	0	32	0.0
286	Kushtia RWH	Gangni	7,812	22,066	0.4	15,500	10,574	1.5	60	11	5.5	2	4,333	0.0	400	22	18.2
287	Kushtia RWH	Jiban Nagar	7,900	5,744	1.4	13,920	6,190	2.2	128	15	8.5	1,629	1,326	1.2	10	40	0.3
288	Kushtia RWH	Khoksa	600	12,727	0.0	1,650	8,063	0.2	35	2	17.5	237	474	0.5	0	17	0.0
289	Kushtia RWH	Kumarkhali	8,000	24,355	0.3	8,670	14,049	0.6	50	6	8.3	2,389	1,752	1.4	200	44	4.5
290	Kushtia RWH	Kushtia Sadar	8,600	37,657	0.2	25,270	26,470	1.0	90	26	3.5	2,950	3,694	0.8	140	51	2.7
291	Kushtia RWH	Meherpur Sadar	11,332	22,364	0.5	14,385	8,433	1.7	80	12	6.7	2,164	2,315	0.9	50	16	3.1
292	Kushtia RWH	Mirpur	0	22,385	0.0	3,000	14,317	0.2	35	4	8.8	2,835	1,925	1.5	150	23	6.5
293	Kushtia RWH	Mujib Nagar	3,696	8,277	0.4	5,685	2,332	2.4	25	3	8.3	1,134	933	1.2	50	8	6.3
294	Mymensingh RWH	Atpara	11,856	5,563	2.1	14,400	10,021	1.4	79	5	15.8	1,232	704	1.8	200	45	4.4
295	Mymensingh RWH	Austagram	23,100	8,075	2.9	14,640	7,034	2.1	170	17	10.0	750	829	0.9	200	22	9.1
296	Mymensingh RWH	Bajitpur	33,699	12,413	2.7	6,180	11,568	0.5	57	14	4.1	377	755	0.5	200	53	3.8
297	Mymensingh RWH	Barhatta	37,432	11,156	3.4	9,600	15,471	0.6	86	9	9.6	2,713	1,430	1.9	200	53	3.8
298	Mymensingh RWH	Bhairab	36,182	22,224	1.6	14,500	13,476	1.1	125	24	5.2	1,810	1,388	1.3	400	89	4.5
299	Mymensingh RWH	Bhaluka	17,300	31,661	0.5	0	31,083	0.0	182	61	3.0	1,432	1,650	0.9	400	75	5.3
300	Mymensingh RWH	Dharampasha	59,988	16,587	3.6	14,600	15,024	1.0	90	15	6.0	3,514	1,504	2.3	400	139	2.9

SL	Warehouse Name	Upazila Name	Condom			Shukhi			IUD			Injectables			Implant		
			CBL	AMD	MOS	CBL	AMD	MOS	CBL	AMD	MOS	CBL	AMD	MOS	CBL	AMD	MOS
301	Mymensingh RWH	Dhobaura	29,897	12,348	2.4	1,817	12,791	0.1	101	6	16.8	1,000	1,238	0.8	50	30	1.7
302	Mymensingh RWH	Durgapur	15,300	20,947	0.7	9,600	16,559	0.6	68	5	13.6	496	2,427	0.2	200	52	3.8
303	Mymensingh RWH	Fulbaria	39,800	23,390	1.7	20,395	33,219	0.6	150	31	4.8	237	1,616	0.1	200	44	4.5
304	Mymensingh RWH	Gaffargaon	24,371	30,121	0.8	2,410	27,275	0.1	184	35	5.3	2,094	2,189	1.0	350	72	4.9
305	Mymensingh RWH	Gauripur	36,372	12,430	2.9	32,080	21,990	1.5	82	14	5.9	2,574	1,872	1.4	400	34	11.8
306	Mymensingh RWH	Haluaghat	34,520	12,722	2.7	2,352	19,772	0.1	48	10	4.8	105	1,592	0.1	50	44	1.1
307	Mymensingh RWH	Hossainpur	23,700	6,942	3.4	20,560	8,818	2.3	117	15	7.8	642	784	0.8	200	48	4.2
308	Mymensingh RWH	Ishwarganj	37,500	17,971	2.1	50,910	43,113	1.2	62	6	10.3	1,620	2,010	0.8	200	44	4.5
309	Mymensingh RWH	Itna	16,844	5,179	3.3	12,620	8,022	1.6	77	24	3.2	178	179	1.0	150	32	4.7
310	Mymensingh RWH	Kalmakanda	45,540	23,943	1.9	16,935	21,100	0.8	0	6	0.0	786	1,298	0.6	0	57	0.0
311	Mymensingh RWH	Karimganj	29,484	14,787	2.0	43,680	16,628	2.6	104	16	6.5	1,950	969	2.0	200	96	2.1
312	Mymensingh RWH	Katiadi	39,000	17,070	2.3	3,080	12,768	0.2	137	32	4.3	1,711	1,304	1.3	200	63	3.2
313	Mymensingh RWH	Kendua	39,704	18,368	2.2	28,305	24,144	1.2	44	13	3.4	2,312	1,439	1.6	326	82	4.0
314	Mymensingh RWH	Khaliajuri	16,690	6,925	2.4	11,670	5,897	2.0	140	3	46.7	1,093	481	2.3	200	28	7.1
315	Mymensingh RWH	Kishoreganj Sadar	43,956	27,208	1.6	47,630	24,323	2.0	260	56	4.6	5,084	2,143	2.4	300	59	5.1
316	Mymensingh RWH	Kuliar Char	9,600	8,254	1.2	5,385	8,641	0.6	80	1	80.0	247	748	0.3	200	44	4.5
317	Mymensingh RWH	Madan	28,504	11,624	2.5	11,490	11,898	1.0	85	5	17.0	384	712	0.5	200	49	4.1
318	Mymensingh RWH	Mithamain	22,152	9,407	2.4	16,140	7,902	2.0	83	8	10.4	592	323	1.8	350	30	11.7
319	Mymensingh RWH	Mohanganj	30,900	6,985	4.4	10,720	11,964	0.9	52	19	2.7	1,073	928	1.2	200	68	2.9
320	Mymensingh RWH	Muktagachha	45,912	25,377	1.8	38,160	30,304	1.3	150	18	8.3	2,326	2,321	1.0	100	60	1.7
321	Mymensingh RWH	Mymensingh Sadar	93,600	48,208	1.9	5,670	40,769	0.1	302	75	4.0	2,488	3,780	0.7	192	134	1.4
322	Mymensingh RWH	Nandail	37,500	13,721	2.7	42,280	40,574	1.0	115	19	6.1	351	2,300	0.2	200	30	6.7
323	Mymensingh RWH	Netrakona Sadar	52,678	24,837	2.1	570	24,930	0.0	207	8	25.9	2,653	2,688	1.0	200	127	1.6
324	Mymensingh RWH	Nikli	20,664	5,479	3.8	4,770	6,211	0.8	104	21	5.0	191	586	0.3	250	67	3.7
325	Mymensingh RWH	Pakundia	26,430	13,908	1.9	19,500	12,415	1.6	102	32	3.2	1,566	798	2.0	150	76	2.0

SL	Warehouse Name	Upazila Name	Condom			Shukhi			IUD			Injectables			Implant		
			CBL	AMD	MOS	CBL	AMD	MOS	CBL	AMD	MOS	CBL	AMD	MOS	CBL	AMD	MOS
326	Mymensingh RWH	Phulpur	52,800	28,279	1.9	19,680	47,621	0.4	111	29	3.8	2,556	3,190	0.8	400	117	3.4
327	Mymensingh RWH	Purbadhala	31,200	14,244	2.2	9,600	22,530	0.4	105	10	10.5	1,150	2,178	0.5	300	79	3.8
328	Mymensingh RWH	Tarail	19,820	12,689	1.6	22,870	12,766	1.8	117	17	6.9	1,580	771	2.0	250	46	5.4
329	Mymensingh RWH	Trishal	15,288	24,348	0.6	3,550	38,013	0.1	180	32	5.6	564	1,897	0.3	200	48	4.2
330	Noakhali RWH	Begumganj	3,036	25,398	0.1	7,330	12,666	0.6	254	105	2.4	1,314	2,415	0.5	10	116	0.1
331	Noakhali RWH	Chatkhil	30,560	8,006	3.8	12,760	5,544	2.3	107	21	5.1	1,197	1,118	1.1	151	40	3.8
332	Noakhali RWH	Chhagalnaiya	100	11,907	0.0	1,550	5,339	0.3	160	20	8.0	300	604	0.5	150	46	3.3
333	Noakhali RWH	Companiganj	11,918	9,438	1.3	5,335	5,298	1.0	80	12	6.7	34	1,213	0.0	300	49	6.1
334	Noakhali RWH	Daganbhuiyan	232	14,906	0.0	7,460	5,835	1.3	182	18	10.1	3	974	0.0	200	56	3.6
335	Noakhali RWH	Feni Sadar	36,800	36,697	1.0	12,560	13,860	0.9	579	164	3.5	2,487	3,202	0.8	780	112	7.0
336	Noakhali RWH	Fulgazi	2,832	5,348	0.5	2,245	2,905	0.8	180	16	11.3	52	424	0.1	300	21	14.3
337	Noakhali RWH	Hatiya	67,936	22,927	3.0	27,119	20,422	1.3	389	104	3.7	1,821	3,668	0.5	700	141	5.0
338	Noakhali RWH	Kabirhat	8,580	12,812	0.7	9,785	5,893	1.7	60	22	2.7	1,245	1,434	0.9	10	65	0.2
339	Noakhali RWH	Kamalnagar	27,348	7,381	3.7	13,490	6,040	2.2	176	43	4.1	3,038	3,108	1.0	200	58	3.4
340	Noakhali RWH	Lakshmpur Sadar	12	18,371	0.0	990	12,546	0.1	40	35	1.1	25	5,250	0.0	100	66	1.5
341	Noakhali RWH	Noakhali Sadar	18,600	30,482	0.6	6,870	9,211	0.7	253	91	2.8	1,340	3,181	0.4	100	123	0.8
342	Noakhali RWH	Parshuram	2,076	4,419	0.5	6,200	2,664	2.3	142	13	10.9	177	383	0.5	300	39	7.7
343	Noakhali RWH	Ramganj	25,004	11,480	2.2	14,400	5,482	2.6	128	10	12.8	1,000	1,699	0.6	300	29	10.3
344	Noakhali RWH	Ramgati	24,811	5,098	4.9	4,480	5,274	0.8	159	21	7.6	2,724	2,956	0.9	100	96	1.0
345	Noakhali RWH	Roypur	9,140	3,904	2.3	9,640	6,322	1.5	250	49	5.1	500	1,332	0.4	400	50	8.0
346	Noakhali RWH	Senbagh	22,100	11,917	1.9	22,340	7,574	2.9	7	35	0.2	309	1,533	0.2	350	49	7.1
347	Noakhali RWH	Sonagazi	14,712	15,928	0.9	20	8,338	0.0	59	31	1.9	1,660	1,746	1.0	200	49	4.1
348	Noakhali RWH	Sonaimuri	22,600	15,200	1.5	10,080	5,758	1.8	169	38	4.4	1,644	1,948	0.8	270	53	5.1
349	Noakhali RWH	Subarnachar	10,600	13,617	0.8	7,000	8,251	0.8	330	15	22.0	2,700	1,629	1.7	500	107	4.7
350	Pabna RWH	Atgharia	7,596	11,203	0.7	29,395	8,238	3.6	80	16	5.0	1,720	386	4.5	50	28	1.8

SL	Warehouse Name	Upazila Name	Condom			Shukhi			IUD			Injectables			Implant		
			CBL	AMD	MOS	CBL	AMD	MOS	CBL	AMD	MOS	CBL	AMD	MOS	CBL	AMD	MOS
351	Pabna RWH	Belkuchi	5,400	31,174	0.2	3,490	12,807	0.3	79	7	11.3	1,000	1,855	0.5	200	16	12.5
352	Pabna RWH	Bera	20,000	11,291	1.8	21,985	13,036	1.7	132	63	2.1	3,859	1,390	2.8	250	29	8.6
353	Pabna RWH	Bhangura	15,036	10,811	1.4	21,600	5,327	4.1	19	8	2.4	298	205	1.5	60	24	2.5
354	Pabna RWH	Chatmohar	3,600	33,230	0.1	4,320	23,488	0.2	245	23	10.7	5,064	1,966	2.6	100	41	2.4
355	Pabna RWH	Faridpur	2,244	11,632	0.2	13,155	6,950	1.9	129	13	9.9	1,507	1,193	1.3	200	34	5.9
356	Pabna RWH	Ishwardi	444	24,677	0.0	33,220	16,034	2.1	103	19	5.4	2,736	1,352	2.0	200	50	4.0
357	Pabna RWH	Kamarkhanda	21,900	18,115	1.2	21,655	8,578	2.5	176	17	10.4	1,387	951	1.5	50	22	2.3
358	Pabna RWH	Kazipur	1,400	31,841	0.0	31,315	14,135	2.2	105	89	1.2	5,135	2,665	1.9	200	80	2.5
359	Pabna RWH	Pabna Sadar	200	40,797	0.0	7,245	30,284	0.2	493	92	5.4	0	7,750	0.0	300	107	2.8
360	Pabna RWH	Royganj	400	26,157	0.0	1,200	22,581	0.1	99	26	3.8	1,338	1,678	0.8	400	20	20.0
361	Pabna RWH	Santhia	21,900	17,778	1.2	28,811	18,535	1.6	129	24	5.4	3,050	3,643	0.8	150	63	2.4
362	Pabna RWH	Shahjadpur	140	34,554	0.0	2,265	18,261	0.1	223	73	3.1	4,890	4,316	1.1	100	121	0.8
363	Pabna RWH	Sirajganj Sadar	600	42,779	0.0	1,750	25,217	0.1	60	44	1.4	7,996	4,786	1.7	200	42	4.8
364	Pabna RWH	Sujanagar	18,192	14,165	1.3	34,515	10,390	3.3	85	18	4.7	2,705	1,682	1.6	150	56	2.7
365	Pabna RWH	Tarash	900	21,643	0.0	690	17,092	0.0	173	48	3.6	650	1,370	0.5	100	27	3.7
366	Pabna RWH	Ullah Para	3,600	38,266	0.1	10,630	21,898	0.5	143	84	1.7	5,960	3,660	1.6	200	33	6.1
367	Patuakhali RWH	Amtali	18,000	14,596	1.2	5,040	16,532	0.3	122	11	11.1	4,317	2,596	1.7	50	137	0.4
368	Patuakhali RWH	Bamna	7,200	4,843	1.5	4,990	4,462	1.1	65	6	10.8	849	322	2.6	250	52	4.8
369	Patuakhali RWH	Barguna Sadar	15,900	9,176	1.7	3,860	12,454	0.3	180	46	3.9	6,750	3,815	1.8	700	121	5.8
370	Patuakhali RWH	Bauphal	17,484	12,211	1.4	8,760	17,969	0.5	74	12	6.2	3,946	2,587	1.5	600	46	13.0
371	Patuakhali RWH	Betagi	10,800	6,569	1.6	6,150	5,038	1.2	140	15	9.3	1,255	843	1.5	300	38	7.9
372	Patuakhali RWH	Dashmina	3,348	7,421	0.5	6,090	7,503	0.8	60	6	10.0	2,526	1,715	1.5	600	62	9.7
373	Patuakhali RWH	Dumki	6,900	6,095	1.1	3,830	3,356	1.1	43	6	7.2	820	465	1.8	50	12	4.2
374	Patuakhali RWH	Galachipa	21,900	16,600	1.3	15,700	22,109	0.7	155	21	7.4	10,283	5,276	1.9	50	73	0.7
375	Patuakhali RWH	Kalapara	20,496	16,982	1.2	4,410	16,363	0.3	51	12	4.3	5,367	3,102	1.7	300	54	5.6

SL	Warehouse Name	Upazila Name	Condom			Shukhi			IUD			Injectables			Implant		
			CBL	AMD	MOS	CBL	AMD	MOS	CBL	AMD	MOS	CBL	AMD	MOS	CBL	AMD	MOS
376	Patuakhali RWH	Mirzaganj	9,760	7,214	1.4	5,490	7,033	0.8	37	7	5.3	1,028	647	1.6	300	26	11.5
377	Patuakhali RWH	Patharghata	18,120	9,349	1.9	11,140	11,231	1.0	84	18	4.7	3,391	1,808	1.9	300	62	4.8
378	Patuakhali RWH	Patuakhali Sadar	14,400	20,759	0.7	6,280	16,416	0.4	198	60	3.3	6,909	3,936	1.8	270	103	2.6
379	Rajshahi RWH	Bagatipara	21,660	20,067	1.1	25,800	7,528	3.4	36	4	9.0	798	432	1.8	200	48	4.2
380	Rajshahi RWH	Bagha	2,700	28,347	0.1	35,350	9,731	3.6	23	3	7.7	2,265	1,689	1.3	100	36	2.8
381	Rajshahi RWH	Baghmara	61,200	30,448	2.0	60,880	25,971	2.3	50	18	2.8	3,322	1,694	2.0	100	28	3.6
382	Rajshahi RWH	Baraigram	1,800	18,464	0.1	25,450	14,984	1.7	47	24	2.0	3,040	1,702	1.8	40	56	0.7
383	Rajshahi RWH	Bholahat	18,684	9,270	2.0	19,105	5,350	3.6	22	4	5.5	1,074	528	2.0	100	27	3.7
384	Rajshahi RWH	Boalia	30,000	44,218	0.7	19,200	5,456	3.5	109	28	3.9	3,600	1,939	1.9	255	108	2.4
385	Rajshahi RWH	Chapai Nababganj Sadar	66,300	48,149	1.4	7,180	13,421	0.5	67	34	2.0	5,315	2,697	2.0	100	55	1.8
386	Rajshahi RWH	Charghat	57,000	23,230	2.5	46,135	11,002	4.2	37	9	4.1	1,721	1,070	1.6	50	43	1.2
387	Rajshahi RWH	Durgapur	9,116	23,161	0.4	62,470	10,489	6.0	31	3	10.3	1,374	674	2.0	100	28	3.6
388	Rajshahi RWH	Godagari	36,300	23,404	1.6	33,460	12,588	2.7	45	4	11.3	1,970	2,200	0.9	50	35	1.4
389	Rajshahi RWH	Gomastapur	55,800	26,099	2.1	12,210	14,418	0.8	104	14	7.4	1,817	966	1.9	200	25	8.0
390	Rajshahi RWH	Gurudaspur	204	28,030	0.0	2,900	15,436	0.2	34	3	11.3	643	837	0.8	350	53	6.6
391	Rajshahi RWH	Lalpur	2,578	26,870	0.1	68,850	21,550	3.2	50	14	3.6	2,815	2,080	1.4	315	52	6.1
392	Rajshahi RWH	Mohanpur	20,320	17,905	1.1	25,835	8,721	3.0	66	3	22.0	1,193	1,243	1.0	250	28	8.9
393	Rajshahi RWH	Nachole	29,100	13,125	2.2	6,905	5,626	1.2	12	1	12.0	1,275	658	1.9	50	21	2.4
394	Rajshahi RWH	Natore Sadar	15,960	42,542	0.4	16,345	19,606	0.8	71	24	3.0	876	1,196	0.7	100	80	1.3
395	Rajshahi RWH	Paba	72,300	43,933	1.6	20,230	9,797	2.1	22	3	7.3	2,455	2,529	1.0	100	25	4.0
396	Rajshahi RWH	Puthia	44,201	19,006	2.3	22,310	12,780	1.7	32	8	4.0	2,010	1,232	1.6	100	29	3.4
397	Rajshahi RWH	Shibganj	72,600	47,441	1.5	16,320	23,100	0.7	20	10	2.0	3,000	2,004	1.5	100	86	1.2
398	Rajshahi RWH	Singra	28,258	28,095	1.0	1,803	25,312	0.1	133	15	8.9	1,887	1,284	1.5	1	129	0.0
399	Rajshahi RWH	Tanore	52,500	24,866	2.1	43,915	15,012	2.9	39	2	19.5	2,551	1,138	2.2	300	35	8.6
400	Rangamati RWH	Baghaichhari	36,092	13,482	2.7	10,862	7,081	1.5	38	9	4.2	295	531	0.6	168	44	3.8

SL	Warehouse Name	Upazila Name	Condom			Shukhi			IUD			Injectables			Implant		
			CBL	AMD	MOS	CBL	AMD	MOS	CBL	AMD	MOS	CBL	AMD	MOS	CBL	AMD	MOS
401	Rangamati RWH	Barkal	22,500	4,037	5.6	15,415	3,403	4.5	33	5	6.6	300	406	0.7	25	12	2.1
402	Rangamati RWH	Belai Chhari	12,589	1,959	6.4	9,733	2,272	4.3	53	3	17.7	368	168	2.2	100	17	5.9
403	Rangamati RWH	Jurai Chhari	6,360	1,613	3.9	7,595	2,004	3.8	40	5	8.0	195	149	1.3	50	14	3.6
404	Rangamati RWH	Kaptai	18,900	5,519	3.4	10,710	2,355	4.5	25	4	6.3	1,003	375	2.7	150	16	9.4
405	Rangamati RWH	Kawkhali (betbunia)	21,632	2,349	9.2	7,626	2,262	3.4	53	10	5.3	50	536	0.1	102	28	3.6
406	Rangamati RWH	Langadu	3,066	7,769	0.4	2,765	4,960	0.6	23	11	2.1	202	406	0.5	193	31	6.2
407	Rangamati RWH	Naniarchar	23,220	4,241	5.5	28,850	4,127	7.0	25	3	8.3	269	339	0.8	110	11	10.0
408	Rangamati RWH	Rajasthali	4,628	1,312	3.5	3,860	1,293	3.0	29	6	4.8	261	108	2.4	10	11	0.9
409	Rangamati RWH	Rangamati Sadar	17,508	8,441	2.1	14,160	5,778	2.5	151	49	3.1	1,025	652	1.6	195	43	4.5
410	Rangpur RWH	Aditmari	62,596	11,484	5.5	46,230	15,774	2.9	169	59	2.9	2,948	3,114	0.9	0	79	0.0
411	Rangpur RWH	Badarganj	16,194	9,423	1.7	95,934	17,464	5.5	175	19	9.2	2,660	2,089	1.3	50	65	0.8
412	Rangpur RWH	Bhurungamari	21,513	20,087	1.1	12,940	18,875	0.7	53	24	2.2	6,440	3,593	1.8	150	52	2.9
413	Rangpur RWH	Chilmari	22,832	13,085	1.7	7,521	9,630	0.8	51	28	1.8	922	1,247	0.7	250	56	4.5
414	Rangpur RWH	Dimla	97,296	8,680	11.2	60,710	20,749	2.9	129	54	2.4	2,318	2,363	1.0	200	37	5.4
415	Rangpur RWH	Domar	30,480	9,289	3.3	48,780	14,544	3.4	34	15	2.3	2,002	2,200	0.9	10	56	0.2
416	Rangpur RWH	Fulchhari	14,400	14,441	1.0	11,870	10,071	1.2	72	5	14.4	2,410	2,237	1.1	350	27	13.0
417	Rangpur RWH	Gaibandha Sadar	34,274	31,240	1.1	26,450	30,632	0.9	42	20	2.1	3,641	4,143	0.9	1,000	216	4.6
418	Rangpur RWH	Gangachara	13,139	13,498	1.0	18,718	19,231	1.0	105	40	2.6	3,782	5,039	0.8	200	78	2.6
419	Rangpur RWH	Gobindaganj	43,123	28,155	1.5	41,279	31,951	1.3	32	4	8.0	2,072	2,254	0.9	250	54	4.6
420	Rangpur RWH	Hatibandha	19,052	8,959	2.1	4,100	10,413	0.4	93	31	3.0	1,488	2,318	0.6	150	61	2.5
421	Rangpur RWH	Jaldhaka	54,972	16,970	3.2	31,100	24,462	1.3	74	24	3.1	3,956	4,221	0.9	150	33	4.5
422	Rangpur RWH	Kaliganj	9,396	8,113	1.2	7,810	11,052	0.7	122	65	1.9	1,104	1,677	0.7	300	51	5.9
423	Rangpur RWH	Kaunia	22,200	10,621	2.1	19,150	9,781	2.0	65	11	5.9	2,011	2,264	0.9	300	54	5.6
424	Rangpur RWH	Kishoreganj	57,270	5,461	10.5	72,830	15,825	4.6	80	24	3.3	1,931	1,666	1.2	200	49	4.1
425	Rangpur RWH	Kurigram Sadar	24,068	14,435	1.7	20,645	11,761	1.8	127	50	2.5	826	2,748	0.3	130	56	2.3

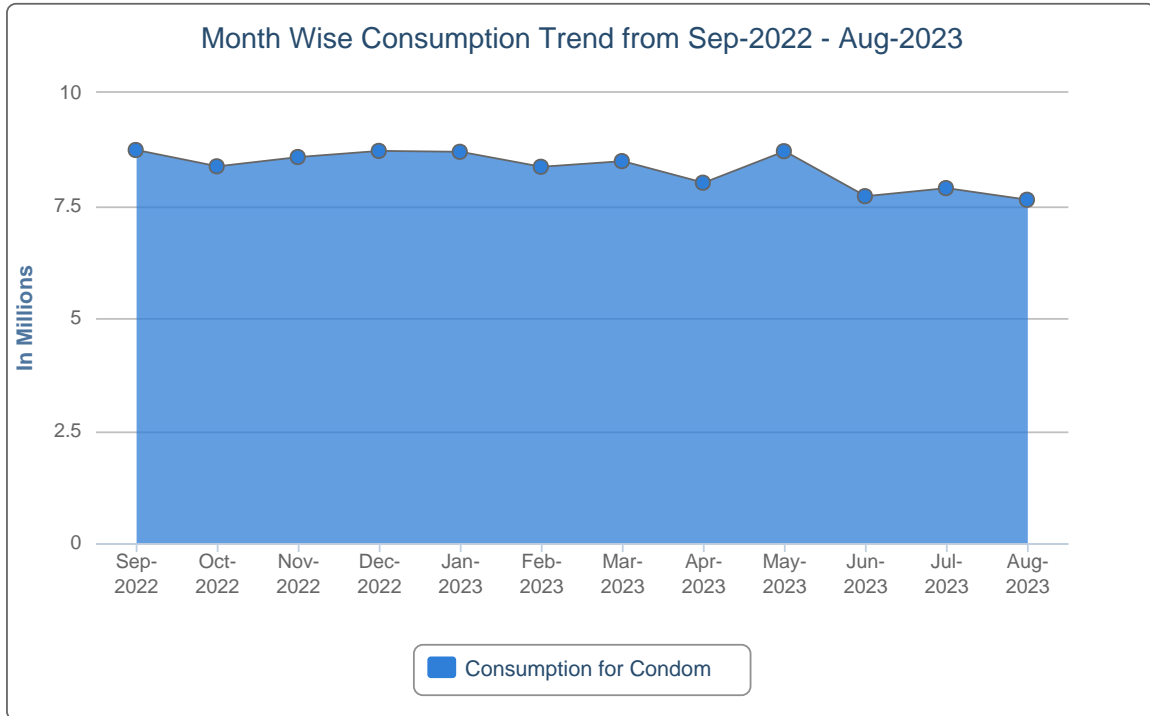
SL	Warehouse Name	Upazila Name	Condom			Shukhi			IUD			Injectables			Implant		
			CBL	AMD	MOS	CBL	AMD	MOS	CBL	AMD	MOS	CBL	AMD	MOS	CBL	AMD	MOS
426	Rangpur RWH	Lalmonirhat Sadar	16,888	10,913	1.5	16,670	15,542	1.1	39	21	1.9	3,117	3,039	1.0	0	62	0.0
427	Rangpur RWH	Mitha Pukur	31,020	16,920	1.8	13,474	22,310	0.6	18	4	4.5	1,778	2,421	0.7	300	65	4.6
428	Rangpur RWH	Nageshwari	30,952	17,871	1.7	107,160	22,134	4.8	90	35	2.6	3,731	4,568	0.8	300	68	4.4
429	Rangpur RWH	Nilphamari Sadar	11,976	14,231	0.8	370	30,249	0.0	166	60	2.8	3,885	3,862	1.0	300	57	5.3
430	Rangpur RWH	Palashbari	14,755	11,340	1.3	6,370	16,887	0.4	35	5	7.0	1,780	1,881	0.9	50	66	0.8
431	Rangpur RWH	Patgram	100,308	6,587	15.2	5,570	11,698	0.5	76	13	5.8	1,490	2,347	0.6	50	25	2.0
432	Rangpur RWH	Phulbari	14,200	7,218	2.0	64,320	11,487	5.6	146	83	1.8	1,739	2,765	0.6	100	52	1.9
433	Rangpur RWH	Pirgachha	21,500	12,491	1.7	16,220	13,426	1.2	143	39	3.7	1,940	2,272	0.9	300	81	3.7
434	Rangpur RWH	Pirganj	42,748	21,719	2.0	25,960	26,115	1.0	130	34	3.8	1,500	2,193	0.7	600	72	8.3
435	Rangpur RWH	Rajarhat	3,000	6,939	0.4	37,090	12,999	2.9	109	19	5.7	1,575	2,169	0.7	0	40	0.0
436	Rangpur RWH	Rangpur Sadar	54,300	29,526	1.8	38,120	19,644	1.9	104	28	3.7	3,227	2,962	1.1	100	183	0.5
437	Rangpur RWH	Sadullapur	24,336	25,325	1.0	31,390	23,929	1.3	49	9	5.4	3,139	4,125	0.8	50	65	0.8
438	Rangpur RWH	Saghata	13,452	17,121	0.8	23,030	23,059	1.0	63	6	10.5	1,758	1,793	1.0	150	34	4.4
439	Rangpur RWH	Saidpur	10,429	11,003	0.9	3,402	8,351	0.4	38	6	6.3	1,307	1,333	1.0	100	42	2.4
440	Rangpur RWH	Sundarganj	68,544	35,699	1.9	38,690	41,155	0.9	169	59	2.9	8,898	8,254	1.1	700	164	4.3
441	Rangpur RWH	Taraganj	6,072	9,308	0.7	14,265	8,579	1.7	14	5	2.8	1,211	1,241	1.0	0	178	0.0
442	Rangpur RWH	Ulipur	22,740	20,469	1.1	63,010	30,741	2.0	87	27	3.2	3,237	3,538	0.9	50	79	0.6
443	Sylhet RWH	Ajmiriganj	36,604	7,622	4.8	11,600	6,944	1.7	154	12	12.8	2,596	644	4.0	200	48	4.2
444	Sylhet RWH	Bahubal	35,454	6,848	5.2	4,595	7,027	0.7	24	15	1.6	500	1,025	0.5	350	48	7.3
445	Sylhet RWH	Balaganj	30,300	9,991	3.0	4,350	2,947	1.5	167	3	55.7	675	1,246	0.5	108	24	4.5
446	Sylhet RWH	Baniachong	36,010	10,033	3.6	10,840	10,304	1.1	125	14	8.9	887	1,273	0.7	350	97	3.6
447	Sylhet RWH	Barlekha	16,500	9,840	1.7	10,620	6,998	1.5	111	5	22.2	2,339	749	3.1	100	35	2.9
448	Sylhet RWH	Beani Bazar	7,800	11,231	0.7	8,745	3,997	2.2	93	6	15.5	2,150	700	3.1	150	53	2.8
449	Sylhet RWH	Bishwambarpur	1,388	10,161	0.1	20	9,196	0.0	140	5	28.0	100	1,251	0.1	350	26	13.5
450	Sylhet RWH	Bishwanath	36,400	9,812	3.7	11,630	4,193	2.8	41	8	5.1	2,036	885	2.3	200	35	5.7

SL	Warehouse Name	Upazila Name	Condom			Shukhi			IUD			Injectables			Implant		
			CBL	AMD	MOS	CBL	AMD	MOS	CBL	AMD	MOS	CBL	AMD	MOS	CBL	AMD	MOS
451	Sylhet RWH	Chhatak	804	13,704	0.1	5,690	8,550	0.7	206	31	6.6	352	876	0.4	200	65	3.1
452	Sylhet RWH	Chunarughat	13,695	7,704	1.8	2,830	7,773	0.4	260	10	26.0	2,050	1,254	1.6	200	71	2.8
453	Sylhet RWH	Companiganj	36,600	12,040	3.0	15,360	7,019	2.2	270	3	90.0	2,444	1,094	2.2	500	44	11.4
454	Sylhet RWH	Dakshin Sunamganj	36,000	9,020	4.0	6,520	6,090	1.1	106	6	17.7	0	821	0.0	110	42	2.6
455	Sylhet RWH	Dakshin Surma	54,000	19,768	2.7	15,860	8,987	1.8	184	3	61.3	2,502	1,261	2.0	200	13	15.4
456	Sylhet RWH	Derai	35,684	20,330	1.8	9,820	9,247	1.1	210	8	26.3	160	1,014	0.2	200	56	3.6
457	Sylhet RWH	Dowarabazar	8,248	8,457	1.0	17,958	8,632	2.1	257	2	128.5	2,189	810	2.7	100	78	1.3
458	Sylhet RWH	Fenchuganj	15,800	5,314	3.0	11,570	1,863	6.2	120	7	17.1	577	564	1.0	300	7	42.9
459	Sylhet RWH	Golapganj	266	16,458	0.0	380	5,279	0.1	167	12	13.9	1,206	820	1.5	300	24	12.5
460	Sylhet RWH	Gowainghat	300	16,148	0.0	1,630	9,436	0.2	75	7	10.7	2,891	3,007	1.0	300	49	6.1
461	Sylhet RWH	Habiganj Sadar	37,344	16,432	2.3	2,240	14,012	0.2	200	79	2.5	2,401	2,153	1.1	50	53	0.9
462	Sylhet RWH	Jagannathpur	18,588	12,570	1.5	5,190	7,617	0.7	1	16	0.1	1,435	713	2.0	350	47	7.4
463	Sylhet RWH	Jaintiapur	96	12,367	0.0	13,200	7,177	1.8	363	26	14.0	362	2,786	0.1	200	22	9.1
464	Sylhet RWH	Jamalganj	36,900	12,915	2.9	10,600	9,642	1.1	140	5	28.0	1,100	1,343	0.8	100	20	5.0
465	Sylhet RWH	Juri	18,000	9,338	1.9	8,570	5,525	1.6	105	26	4.0	180	510	0.4	100	81	1.2
466	Sylhet RWH	Kamalganj	6,000	11,941	0.5	15,940	9,078	1.8	215	8	26.9	1,460	886	1.6	100	54	1.9
467	Sylhet RWH	Kanaighat	5,748	24,440	0.2	13,420	12,571	1.1	259	6	43.2	88	3,067	0.0	250	20	12.5
468	Sylhet RWH	Kulaura	6,060	13,803	0.4	7,080	10,756	0.7	171	3	57.0	2,838	2,363	1.2	200	28	7.1
469	Sylhet RWH	Lakhai	36,636	5,628	6.5	13,270	5,712	2.3	43	10	4.3	317	879	0.4	300	72	4.2
470	Sylhet RWH	Madhabpur	28,900	8,760	3.3	2,380	13,049	0.2	221	13	17.0	1,142	1,027	1.1	404	55	7.3
471	Sylhet RWH	Maulvibazar Sadar	12,300	19,085	0.6	500	12,480	0.0	150	40	3.8	2,048	1,181	1.7	200	49	4.1
472	Sylhet RWH	Nabiganj	37,500	9,246	4.1	10,180	11,231	0.9	15	11	1.4	860	1,036	0.8	100	72	1.4
473	Sylhet RWH	Osmaninagar	3,544	9,279	0.4	4,290	3,562	1.2	131	3	43.7	809	896	0.9	300	31	9.7
474	Sylhet RWH	Rajnagar	25,200	12,195	2.1	9,650	11,127	0.9	125	14	8.9	3,577	1,207	3.0	50	53	0.9
475	Sylhet RWH	Sreemangal	13,800	14,301	1.0	70	12,933	0.0	76	23	3.3	0	1,722	0.0	100	102	1.0

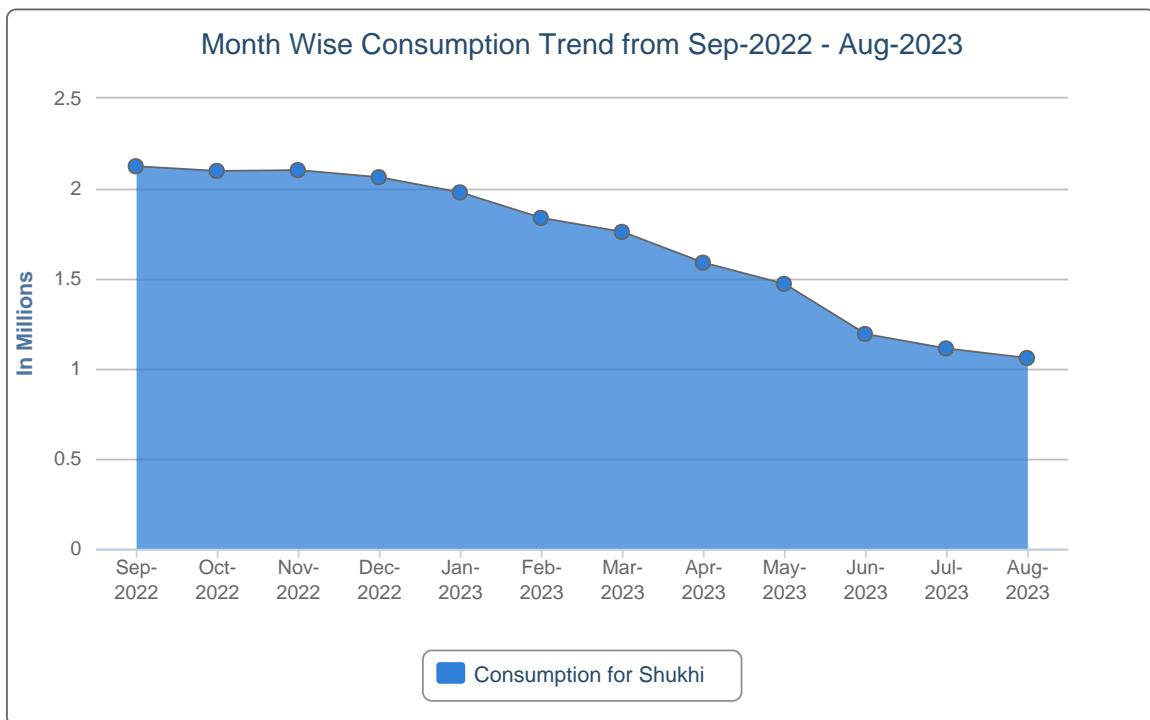
SL	Warehouse Name	Upazila Name	Condom			Shukhi			IUD			Injectables			Implant		
			CBL	AMD	MOS	CBL	AMD	MOS	CBL	AMD	MOS	CBL	AMD	MOS	CBL	AMD	MOS
476	Sylhet RWH	Sulla	36,804	9,256	4.0	19,510	5,310	3.7	120	2	60.0	1,010	582	1.7	250	27	9.3
477	Sylhet RWH	Sunamganj Sadar	168	11,049	0.0	120	8,611	0.0	142	32	4.4	220	1,470	0.1	100	40	2.5
478	Sylhet RWH	Sylhet Sadar	37,920	46,931	0.8	10,350	32,949	0.3	268	46	5.8	14,570	9,386	1.6	207	147	1.4
479	Sylhet RWH	Tahirpur	0	13,135	0.0	1,730	11,441	0.2	182	10	18.2	741	1,068	0.7	226	63	3.6
480	Sylhet RWH	Zakiganj	300	21,713	0.0	367	8,703	0.0	178	3	59.3	1,093	1,354	0.8	300	60	5.0
481	Tangail RWH	Basail	14,400	10,478	1.4	16,990	8,099	2.1	0	12	0.0	1,500	1,319	1.1	600	61	9.8
482	Tangail RWH	Bhuapur	10,900	5,061	2.2	11,716	11,692	1.0	517	8	64.6	2,000	1,538	1.3	400	54	7.4
483	Tangail RWH	Chauhali	3,804	8,022	0.5	21,875	7,523	2.9	448	10	44.8	2,086	1,107	1.9	800	37	21.6
484	Tangail RWH	Delduar	10,500	9,592	1.1	29,685	9,328	3.2	340	12	28.3	1,500	992	1.5	150	48	3.1
485	Tangail RWH	Dhanbari	36,000	7,384	4.9	69,170	8,029	8.6	150	14	10.7	1,000	1,672	0.6	600	25	24.0
486	Tangail RWH	Ghatail	14,400	15,513	0.9	25,920	22,166	1.2	520	12	43.3	3,350	3,641	0.9	1,100	60	18.3
487	Tangail RWH	Gopalpur	0	8,801	0.0	6,590	14,433	0.5	226	5	45.2	700	1,900	0.4	1,100	67	16.4
488	Tangail RWH	Kalihati	15,100	20,619	0.7	17,740	20,911	0.8	209	29	7.2	82	3,720	0.0	1,750	25	70.0
489	Tangail RWH	Madhupur	39,600	17,863	2.2	12,045	17,133	0.7	404	3	134.7	1,000	2,480	0.4	700	52	13.5
490	Tangail RWH	Mirzapur	96	10,839	0.0	30,465	25,745	1.2	527	12	43.9	1,960	1,534	1.3	500	70	7.1
491	Tangail RWH	Nagarpur	18,348	11,887	1.5	22,840	21,666	1.1	101	17	5.9	2,592	1,854	1.4	300	85	3.5
492	Tangail RWH	Sakhipur	960	9,189	0.1	1,250	19,430	0.1	50	4	12.5	50	1,192	0.0	600	31	19.4
493	Tangail RWH	Tangail Sadar	65,100	26,928	2.4	43,130	33,548	1.3	14	49	0.3	3,000	4,766	0.6	850	105	8.1

7. Month-wise Consumption Trend

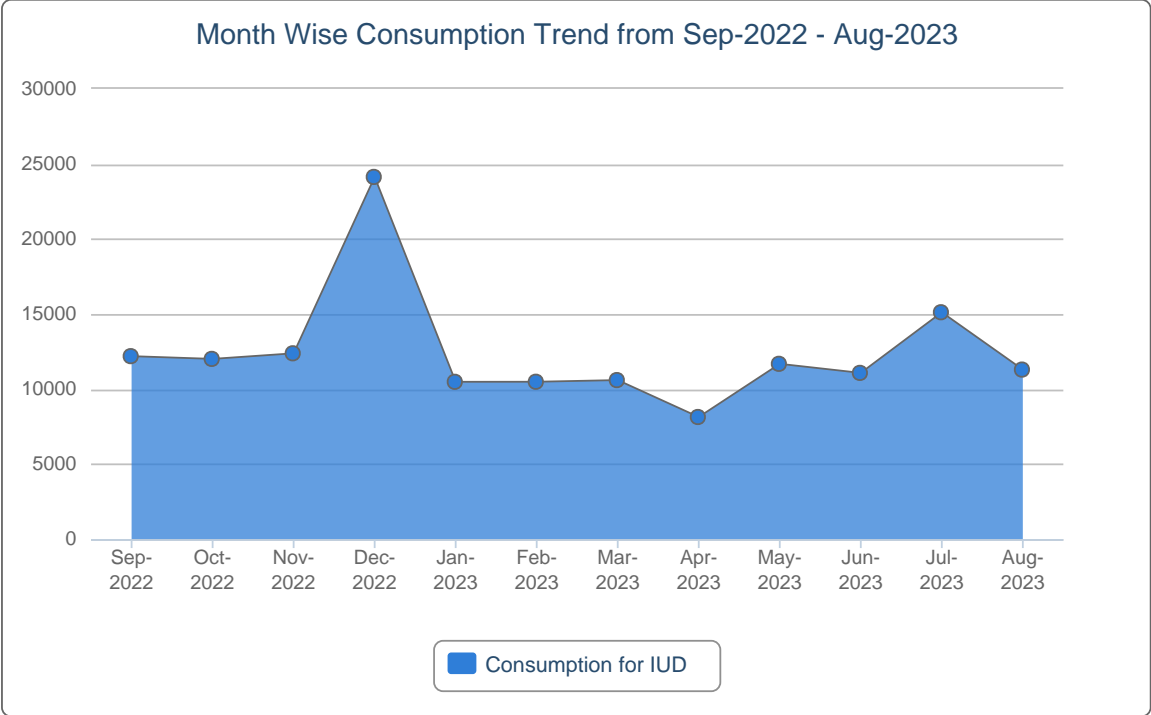
7(a).



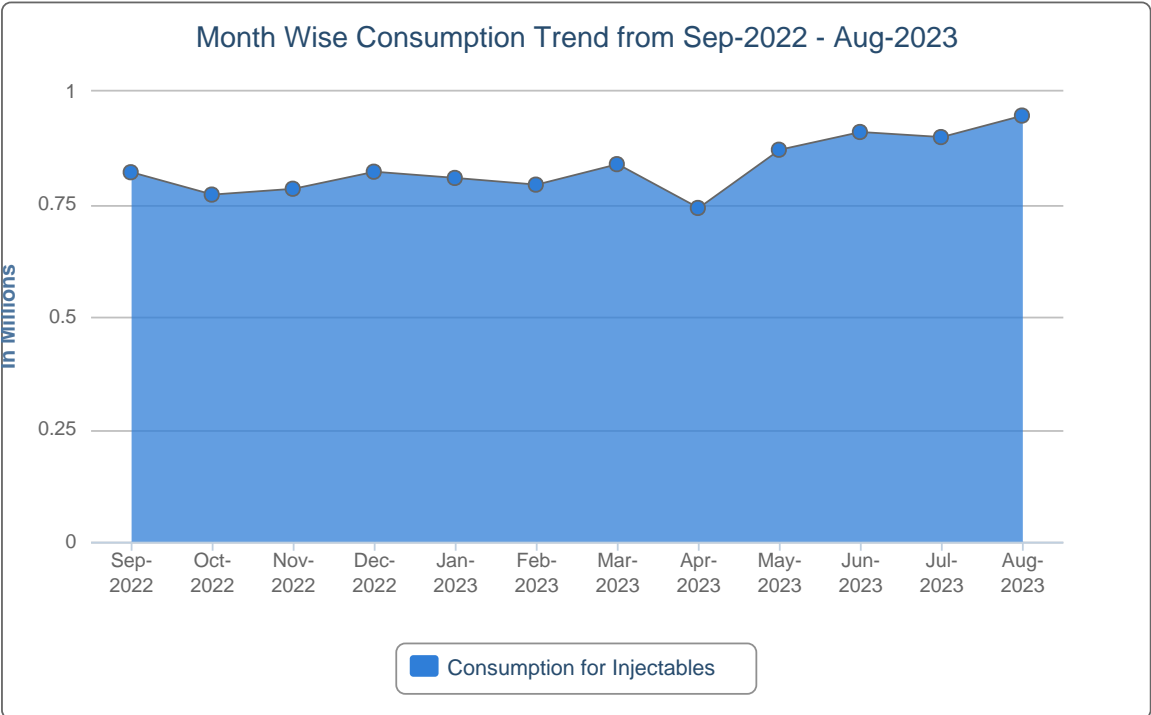
7(b).



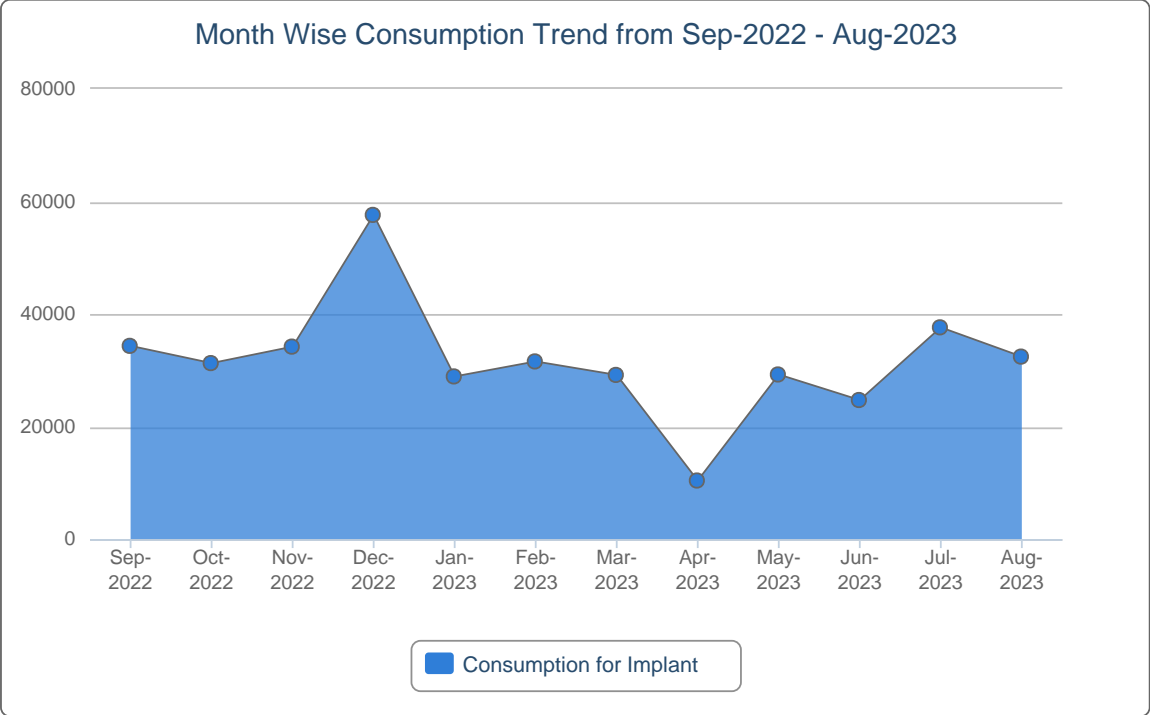
7(c).



7(d).



7(e).



8. Report on Upazila and Warehouse Having Stock Out in reported month

SL	Products Name	No of Stockout WH	% of Stockout WH	No of Stockout Upazila Store	% of Stockout Upazila Store	No of Stockout Upazila Field	% of Stockout Upazila Field
1	Condom	0	0%	12	2%	0	0%
2	Oral Pill (Total)	1	4%	6	1%	0	0%
3	IUD	0	0%	3	1%	0	0%
4	Injectables	0	0%	12	2%	0	0%
5	Implant (Total)	0	0%	-	-	0	0%

List of Stock Out Warehouses

SL	Commodity	Warehouse	Phone
1	Oral Pill (Total)	Sylhet RWH	0821-713246

List of StockOut Upazilas

SL	Commodity	Warehouse	District	Upazila	Phone
1	Condom	Chattogram RWH	Chattogram	Raozan, Chattogram	01716370167
2	Condom	Cumilla RWH	Brahmanbaria	Sarail, Brahmanbaria	01716120696
3	Condom	Dhaka CWH	Dhaka	Nawabganj, Dhaka	01552351846
4	Condom	Dhaka CWH	Gazipur	Kaliganj, Gazipur	01970107020
5	Condom	Dhaka CWH	Manikganj	Saturia, Manikganj	01775897459
6	Condom	Dhaka CWH	Manikganj	Shibalaya, Manikganj	01625467402
7	Condom	Dinajpur RWH	Dinajpur	Parbatipur, Dinajpur	01717849725
8	Condom	Dinajpur RWH	Panchagarh	Tentulia, Panchagarh	01786804495
9	Condom	Jashore RWH	Narail	Lohagara, Narail	01716381122
10	Condom	Kushtia RWH	Kushtia	Mirpur, Kushtia	01725582535
11	Condom	Sylhet RWH	Sunamganj	Tahirpur, Sunamganj	01729131872
12	Condom	Tangail RWH	Tangail	Gopalpur, Tangail	01714622905
13	Oral Pill (Total)	Chattogram RWH	Khagrachhari	Dighinala, Khagrachhari	01828825584
14	Oral Pill (Total)	Cumilla RWH	Brahmanbaria	Sarail, Brahmanbaria	01716120696
15	Oral Pill (Total)	Dhaka CWH	Gazipur	Kaliganj, Gazipur	01970107020
16	Oral Pill (Total)	Dhaka CWH	Munshiganj	Gazaria, Munshiganj	01688497718
17	Oral Pill (Total)	Dhaka CWH	Narayanganj	Bandar, Narayanganj	01718068254
18	Oral Pill (Total)	Mymensingh RWH	Mymensingh	Bhaluka, Mymensingh	01710538761
19	IUD	Faridpur RWH	Rajbari	Kalukhali, Rajbari	01736460989
20	IUD	Mymensingh RWH	Netrokona	Kalmakanda, Netrakona	01967222174
21	IUD	Tangail RWH	Tangail	Basail, Tangail	01710543024
22	Injectables	Barishal RWH	Pirojpur	Indurkani, Pirojpur	01719878668
23	Injectables	Bogura RWH	Bogura	Dhunat, Bogura	01716438641
24	Injectables	Chattogram RWH	Chattogram	Raozan, Chattogram	01716370167
25	Injectables	Chattogram RWH	Khagrachhari	Manikchhari, Khagrachhari	01823973007

26	Injectables	Faridpur RWH	Faridpur	Boalmari, Faridpur	01738089520
27	Injectables	Faridpur RWH	Faridpur	Faridpur Sadar, Faridpur	01711307158
28	Injectables	Faridpur RWH	Faridpur	Nagarkanda, Faridpur	01711462446
29	Injectables	Faridpur RWH	Faridpur	Sadarpur, Faridpur	01912720341
30	Injectables	Khulna RWH	Khulna	Terokhada, Khulna	01794647036
31	Injectables	Pabna RWH	Pabna	Pabna Sadar, Pabna	01313065888
32	Injectables	Sylhet RWH	Maulvibazar	Sreemangal, Maulvibazar	01780759536
33	Injectables	Sylhet RWH	Sunamganj	Dakshin Sunamganj, Sunamganj	01715171668

“ছেলে হোক, মেয়ে হোক,
দু’টি সন্তানই যথেষ্ট”

Management Information System (MIS)
Directorate General of Family Planning (DGFP)
6, Kawran Bazar, Dhaka- 1215
Email: dirmis@dgfp.gov.bd, dirls@dgfp.gov.bd
www.dgfp.gov.bd, www.scmpbd.org

If you need more information, please visit at <https://www.scmpbd.org>